

A welder wearing a black helmet with "REBEL" written on it, a yellow and black jacket, and ESAB-branded gloves is welding a metal pipe. Bright sparks are flying from the welding point. The background shows a workshop setting with various metal components.

MIG GUNS, WELDING
ACCESSORIES & CONSUMABLES
2019 CATALOG

TWECO
AN ESAB BRAND

esab.com

Intentionally Left Blank

Tweco® - a world leader in welding for over 80 years.

In 1936, the Townsend Welding Equipment Company was born in the basement of Ray Townsend's Wichita, Kansas home. Since then, Tweco has grown to be a world leader in producing quality welding equipment and accessories. Tweco has produced more than two million MIG guns and is an industry leader in MIG guns and lead cables, manual arc welding electrode holders, consumables and accessories.

Still today, we strive to achieve what Ray Townsend began with a mission to provide our customers with quality, safe, and reliable products. Tweco products have been the reliable, dependable tools that everyone from the Do-It-Yourselfer to the expert welding professional has trusted. Tweco is the name you know you know and trust, for over 80 years.

ESAB® is a global manufacturer dedicated to developing innovative solutions for your cutting, gas control and specialty welding applications. With over a century of heritage of authenticity, innovation and a deep connection with end users, our brands include Victor®, Tweco®, Arcair®, Thermal Dynamics®, Stoodly®, TurboTorch®, Firepower® and CIGWELD®.

EASY FIND GUIDE - Simplified Selection Guide

For your convenience and ease of use, we have incorporated a system in this catalog we call the **EASY FIND GUIDE**.

When you see this graphic symbol ...



It will refer you to a page where additional details and specifications can be found regarding the product you are interested in. The **EASY FIND GUIDE** will also provide information for Optional Accessories & Replacement Parts to improve the performance of your equipment.

Icons

This catalog uses icons throughout to instantly identify features and basic product specifications. You might find it useful to

familiarize yourself with the symbols below to assist in understanding each product quickly and easily.

<p>MIG Welding Gas Metal Arc Welding (GMAW) also Flux Cored (FCAW)</p>	<p>STICK Welding Shielded Metal Arc Welding (SMAW)</p>	<p>TIG Welding Gas Tungsten Arc Welding (GTAW) with Lift Start capability</p>	<p>High Frequency TIG Welding Gas Tungsten Arc Welding (GTAW)</p>
<p>Carbon Arc Gouging Carbon Arc Gouging Carbon Arc Cutting - Air (CAC-A)</p>	<p>Plasma Welding Plasma Arc Welding (PAW)</p>	<p>Type of Coolant Either Air Cooled or Water Cooled MIG Guns</p>	<p>Application Usage Light, Medium or Heavy Duty Fabrications</p>
<p>Current Range Alternating Current (AC) Direct Current (DC) or Both (AC/DC)</p>	<p>Current Output Constant Current (CC) Constant Voltage (CV) or Both (CC/CV)</p>	<p>Maximum Output Power Measured in Amps 10A up to 600A</p>	<p>Power Supply Voltage Range Measured in Volts 208V up to 440V</p>
<p>Input Power Single Phase Three Phase or Both</p>	<p>Power Supply Frequency 50 or 60 Hertz or Both</p>	<p>Duty Cycle Amount of Time used before overheating occurs</p>	<p>Maximum Wire Size used by MIG Guns</p>

Table of Contents - MIG Guns, Welding Accessories & Consumables

MIG Guns & Accessories

EASY FIND GUIDE MIG Gun Selection Guide	6-7
Spray Master ® MIG Gun Series (250/350/450)	8-15
VELOCITY2™ Spray Master MIG Gun Series (V250/V350/V450)	16-25
Classic No. MIG Gun Series (180/200/300/400/500)	26-34
VELOCITY2™ Classic No. MIG Gun Series (180/200/300/400/500)	35-43
Tweco Fusion ® MIG Gun Series (180)	44-47
PulseMaster ® Air-Cooled MIG Gun Series (450)	48-52
Compact Eliminator ® MIG Gun Series (250/450)	53-57
Mini-MIG (160).	58
Mini-MIG VELOCITY2 (160)	59
Supra ® XT SEHD MIG Gun (400)	60-61
Supra ® XT VSEHD MIG Gun (400)	62-63
SmokeMaster ® Fume Extraction MIG Gun Series (250/450)	64-66
Smoke Collector Fume Removal System	67
Flux Cored SEFC MIG Guns (350/450)	68-69
Tweco Spool Gun Series (160/200/300)	70-73
PullMaster ® MIG Gun Series (Smart & Standard 300)	74-75
Tweco Water-Cooled MIG Gun Series	76-88
Fusion Pro ™ Water-Cooled MIG Gun (450)	78-80
PulseMaster ™ Water-Cooled MIG Gun Series (400/500)	81-83
Tweco TC900 & TCV900 Water Coolers	84
Standard Water-Cooled MIG Gun (600)	85-86
Tweco MIG Gun Direct Plug & Control Wire Jumpers	87-88

MIG Welding Consumables

Tweco VELOCITY2 Welding Consumables	89-102
EASY FIND GUIDE Contact Tip Selection Guide	103
Contact Tips	104-106
EASY FIND GUIDE Nozzle Selection Guide	107
Nozzles & Nozzle Insulators	108-115
Gas Diffusers	116-117

EASY FIND GUIDE Conductor Tube Selection Guide	118
Conductor Tubes	119-124
Universal Conduit Liners	125-126
Conduit Liners	127-128

Manual Welding Products & Accessories

Electrode Holders	129-132
EASY FIND GUIDE Electrode Holder Selection Guide	130
Ground Clamps	133-138
EASY FIND GUIDE Ground Clamp Selection Guide	134
Switchable Magnetic Products	139-140
EASY FIND GUIDE Cable Lug Selection Guide	141
Cable Lugs & Cable Connectors	142-143
Splicers, Terminals & Accessories	144

WeldSkill® WM MIG Guns, Consumables & Accessories

WeldSkill WM MIG Gun Series	145-150
WeldSkill Consumables	151-155
WeldSkill Manual Welding Products & Accessories	156-157
Warranty Information	158-160
Customer Care Contact Information	161

EASY FIND GUIDE - MIG Gun Selection Guide

MIG GUNS

Wire Diameter	Amperage Range												Recommended	Alternate					
	30	100	150	200	250	300	350	400	450	500	550	600			650				
Solid Wire - Mild Steel and Stainless Steel	.023" - .030" (0.6 - 0.8 mm)	CO ₂		75-25														Fusion® 180, Mini-MIG 160, VELOCITY2™ Mini-MIG 160	VELOCITY2 Classic® No.1, Classic No.1
	.035" (0.9 mm)	CO ₂		75-25														Fusion 180, VELOCITY2 Spray Master® SMV250, Spray Master 250	VELOCITY2 Classic No.2, Classic No.2, Smoke Master® 250, Compact Eliminator® 250
	.045" (1.2 mm)	CO ₂		Higher Argon Mixture														VELOCITY2 Spray Master SMV350, Spray Master 350, VELOCITY2 Classic No.4, Classic No.4	VELOCITY2 Supra XT 400, Supra® XT 400, Smoke Master 450
	.052" (1.3 mm)			Higher Argon Mixture														VELOCITY2 Spray Master SMV450, Spray Master 450, VELOCITY2 Classic No.4, Classic No.4	VELOCITY2 Supra XT 400, Supra XT 400, Smoke Master 450
	1/16" (1.6 mm)			Higher Argon Mixture														VELOCITY2 Spray Master SMV450, Spray Master 450, VELOCITY2 Classic No.5, Classic No.5	PulseMaster™ 500 Water-Cooled, Standard Water-Cooled 600

Wire Diameter	Amperage Range												Recommended	Alternate					
	30	100	150	200	250	300	350	400	450	500	550	600			650				
Flux Cored Wire	.030" (0.8 mm)	Self-shielded														Fusion® 180, Mini-MIG 160, VELOCITY2™ Mini-MIG 160	VELOCITY2 Classic® No.1, Classic No.1		
	.035" (0.9 mm)	Self-shielded		CO ₂ or 75-25														Fusion 180, VELOCITY2 Spray Master® SMV250, Spray Master 250	VELOCITY2 Classic No.2, Classic No.2, Smoke Master® 250, Compact Eliminator® 250
	.045" (1.2 mm)	Self-shielded		CO ₂ or 75-25														VELOCITY2 Spray Master SMV350, Spray Master 350, VELOCITY2 Classic No.4, Classic No.4	VELOCITY2 Supra XT 400, Supra® XT 400, Smoke Master 450
	.052" (1.3 mm)			CO ₂ or 75-25														VELOCITY2 Spray Master SMV450, Spray Master 450, VELOCITY2 Classic No.4, Classic No.4	VELOCITY2 Supra XT 400, Supra XT 400, Smoke Master 450
	1/16" - 5/64" (1.6 - 2.0 mm)	Self-shielded		CO ₂ or 75-25														VELOCITY2 Spray Master SMV450, Spray Master 450, VELOCITY2 Classic No.5, Classic No.5	PulseMaster™ 500 Water-Cooled, Standard Water-Cooled 600
	3/32" (2.4 mm)	Self-shielded		CO ₂ or 75-25															

*Flux Cored SEFC Series MIG Guns are to be used only with Self-Shielded wire

Wire Diameter	Amperage Range												Recommended	Alternate			
	30	100	150	200	250	300	350	400	450	500	550	600			650		
Solid Wire - Aluminum	.030" (0.8 mm)	Argon														Spool Gun 160 & 200, Fusion® 180	VELOCITY2 Classic® No.1, Classic No.1
	.035" (0.9 mm)	Argon														Spool Gun 200, VELOCITY2 Spray Master, Spray Master 250	VELOCITY2 Classic® No.2, Classic No.2
	3/64" (1.2 mm)	Argon														VELOCITY2 Spray Master SMV350, Spray Master 350, VELOCITY2 Classic No.3, Classic No.3	VELOCITY2 Spray Master SMV450, VELOCITY2 Classic No.4, Classic No.4
	1/16" (1.6 mm)	Argon															
	3/32" (2.4 mm)	Argon														VELOCITY2 Spray Master SMV450, Spray Master 450	PulseMaster™ 500 Water-Cooled

When welding with aluminum wire, standard MIG gun length of 12 ft should not be exceeded and conduit liners/contact tips made specifically for aluminum wires should be used.

EASY FIND GUIDE - MIG Gun Selection Guide

Tweco® MIG Gun	Amperage Range	Available Lengths ft (m)	Handle Design	Cablehoz® Connection	Rear End Connector Options	Air-Cooled/ Water-Cooled	Special Features	Catalog Page #
Spray Master® Series	250, 350, 450	10, 12, 15, 20, 25 ft (3, 3.7, 4.6, 6.1, 7.6 m)	Small & Ergonomic	Crimped	Tweco, Miller®, Lincoln®, Euro-Kwik	Air	Heavy Duty Front End Consumables	8-15
VELOCITY2™ Spray Master® Series	250, 350, 450	10, 12, 15, 20, 25 ft (3, 3.7, 4.6, 6.1, 7.6 m)	Small & Ergonomic	Crimped	Tweco, Miller, Lincoln, Euro-Kwik	Air	Heavy Duty Front End Consumables	16-25
Classic® No. Series	160, 180, 200, 300, 400, 500	10, 12, 15, 20, 25 ft (3, 3.7, 4.6, 6.1, 7.6 m)	Oval/Paddle Contour	Mechanical	Tweco, Miller, Lincoln, Euro-Kwik	Air	Wide Range of Front End Consumables	26-34
VELOCITY2™ Classic® No. Series	160, 180, 200, 300, 400, 500	10, 12, 15, 20, 25 ft (3, 3.7, 4.6, 6.1, 7.6 m)	Oval/Paddle Contour	Mechanical	Tweco, Miller, Lincoln, Euro-Kwik	Air	Wide Range of Front End Consumables	35-43
Fusion® Series	180	10, 12 ft (3, 3.7 m)	Small & Ergonomic	Crimped	Tweco, Miller, Lincoln, Euro-Kwik	Air	Longer life VELOCITY2 consumables	44-47
PulseMaster® Air-Cooled Series	450	12, 15 ft (3.7, 4.6 m)	Small & Ergonomic	Crimped	Tweco, Miller, Lincoln, Euro-Kwik	Air	Smart Option or Standard	48-52
Compact Eliminator®	250, 450	10, 12, 15, 20, 25 ft (3, 3.7, 4.6, 6.1, 7.6 m)	Small & Ergonomic	Crimped	Tweco, Miller, Euro-Kwik	Air	Ball & Socket design conductor tube & cam style locking contact tips	53-57
Mini-MIG	160	10, 12, 15 ft (3, 3.7, 4.6 m)	Straight	Mechanical	Tweco, Miller, Lincoln, Euro-Kwik	Air	Wide Selection of Front End Consumables Available	58
VELOCITY2™ Mini-MIG	160	10, 12, 15 ft (3, 3.7, 4.6 m)	Straight	Mechanical	Tweco, Miller, Lincoln, Euro-Kwik	Air	Wide Selection of Front End Consumables Available	59
Supra® XT	400	15 ft (4.6 m)	Straight	Mechanical	Tweco, Miller, Lincoln	Air	Top Trigger Capability	60-61
VELOCITY2™ Supra® XT	400	15, 25 ft (4.6, 7.6 m)	Straight	Mechanical	Tweco, Miller, Lincoln	Air	Top Trigger Capability	62-63
SmokeMaster® Series	250, 450	15 ft (4.6 m)	Ergonomic	Crimped	Tweco, Miller, Lincoln	Air	Fume Extraction Cam-Style Contact Tips	64-66
Flux Cored SEFC Series	350, 450	10, 15 ft (3, 4.6 m)	Straight	Crimped	Tweco, Miller, Lincoln	Air	Galvanized Steel Inner Core Tube Cablehoz Design	68-69
Tweco Spool Gun Series	160, 200	12, 25 ft (3.7, 7.6 m)	Pistol Grip	Mechanical	Dinse Lug	Air	Accepts Standard 4" Spools Rotatable Wire Spool Housing	70-73
PullMaster® Series	300	33, 50 ft (10, 15.2 m)	Pistol Grip	Crimped	Tweco	Air	Smart Option or Standard	74-75
Fusion Pro Water-Cooled	450	10, 15 ft 3, 4.6 m	Ergonomic	Crimped	Tweco, Miller, Lincoln, Euro-Kwik	Water	Heavy-Duty front End Consumables	78-80
PulseMaster® Water-Cooled Series	400, 500	12, 25 ft (3.7, 7.6 m)	Ergonomic	Crimped	Tweco	Water	Smart Option or Standard	81-83
Standard Water-Cooled	600	10, 12, 15 ft (3, 3.7, 4.6 m)	Ergonomic	Crimped	Tweco	Water	Inert Gas Style Fitting	85-86

For Special MIG gun configurations, including special consumables, please contact Tech Service and Support.

Spray Master®

MIG Gun Series

FEATURES

- **Extended Trigger** length (with optional mechanical locking trigger) keeps hands farther away from the arc to reduce radiated heat
- **Compact, Ergonomic Handle Design** is balanced to pivot at the center of the handle for ease of use, thereby reducing operator fatigue
- **Wide Welding Applications** both Spray Transfer Mode & Pulse Welding
- **Increased Productivity** with the use of patented, extended life Eliminator front end consumables, helps the shop floor lower usage cost
- **Split Handle Case** provides access for ease of repairs in the field
- **Durable, Metal-Jacketed, Three-Layer Conductor Tube** rotates easily for different welding positions and lowers heat in the front end
- **Heavy Duty, Thick-Walled Contact Tip and Diffuser** increases tip life, decreases downtime with fewer tip changes and improves performance in high heat applications
- **Front and Rear Steel Spring Strain Relief** provides support to the Cablehoz® coming out of the rear of the handle and minimizes wire feed issues
- **Crimped Front Cablehoz Connection** for improved electrical conductivity
- **Field Repairable** mechanical Cablehoz connections
- **Interchangeable Front End Consumables** between Tweco® Classic No. and Tweco Spray Master series



Spray Master

MIG Gun Series

	Spray Master 250 Amp	Spray Master 350 Amp	Spray Master 450 Amp	Spray Master V250 Amp	Spray Master V350 Amp	Spray Master V450 Amp
Applications	Light - Medium Duty Fabrication	Medium - Heavy Duty Fabrication	Heavy Duty Fabrication	Light - Medium Duty Fabrication	Medium - Heavy Duty Fabrication	Heavy Duty Fabrication
Standard Options	Dual Schedule	■	■		■	■
	Locking Trigger			■		■
	Rear Connector	■	■	■	■	■
	VELOCITY2 Consumables				■	■
	Eliminator Consumables	■	■	■		
	Long Reach Conductor Tube			■		■
Knucklehead™ Flexible Conductor Tube		■	■		■	■
Output Current	250 Amps	350 Amps	450 Amps	250 Amps	350 Amps	450 Amps
Duty Cycle - Mixed Gases	80%	80%	80%	80%	80%	80%
Wire Diameter	Up to .045" (1.2 mm)	Up to 1/16" (1.6 mm)	Up to 1/16" (1.6 mm)	Up to .045" (1.2 mm)	Up to 1/16" (1.6 mm)	Up to 1/16" (1.6 mm)
Process	MIG	■	■	■	■	■
	Aluminum	■	■	■	■	■
	Flux Cored Gas Shielded	■	■	■	■	■
	Flux Cored Self Shielded	■	■	■	■	■

For Special MIG gun configurations, including special consumables, please contact Tech Service and Support.



MIG GUNS

Spray Master® MIG Gun & Welding Consumables

Stylish Design of Handle
 Longer Lasting Durability
 Improved Performance
 Easier to Use

MIG GUNS



DUAL SCHEDULE
 Optional Dual Schedule On/Off control with your gloved thumb (350 and 450 Amp only) Identified with "DSRS" Part No. suffix
 "DSRS" = Dual Schedule Rocker Switch

LOCKING TRIGGER
 Optional mechanical locking trigger - Identified with "LC" Part No. suffix
 "LC" = Locking Control / Locking Trigger

TWIST-IT AND FORGET IT
 locks in place, no threads to worry about and increases surface contact between contact tip and diffuser

DOUBLE TIP LIFE
 by twisting tip to expose a new wear point

Enhanced Design of Front End Consumables

- **Eliminator® Contact Tips** increase productivity
- **Heavy Duty Contact Tip and Diffuser** for better electrical conductivity
- **Enhanced Gas Diffuser Design** designed for specific MIG gun series to improve gas coverage
- **Slip-On or Thread-On Nozzle Styles**

- with a choice of diameter bore sizes
- **Conduit Liners** made from either zinc-plated music wire with and without nylon coated wall or Teflon tubing – all having its benefits when running the various welding wire material
 - **Contact Tips** manufactured from extruded copper alloy 122 in either threaded and/or twist lock Eliminator style

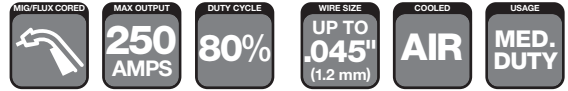
THICK-WALLED DIFFUSER DESIGN
 acts as "heat sink" and conducts heat away from the arc source

LARGER CONDUCTIVE SURFACE
 increases electrical conductivity



12 HOLES in the diffuser provides a more uniform gas flow over the welding wire and the weld pool for improved gas coverage

Tweco® offers a wide range of front end consumables for your MIG gun. With over 40 years of experience delivering dependable and durable MIG welding consumables, trust Tweco to fit all of your welding application needs.



Spray Master® 250 Amp MIG Gun



80% Duty Cycle - Mixed Gases
Suitable for Light/Medium Duty Fabrication.

WELDING PROCESSES:
MIG (GMAW), Flux Cored (FCAW),
Aluminum (GMAW)

Standard Options Include:

- Rear Connector and Knucklehead™ Flexible Conductor Tube
- Standard Conductor Tube – Part No. MS63-60 (Stock No. 1630-1189) on all guns up to 15 ft (4.6 m)
- Part No. MS63-45 (Stock No. 1630-1188) on all guns over 15 ft (4.6 m)
- Conduit Liner – 42 Series

MIG GUNS

Tweco® Style Rear Connector

Adapter kits are available to fit Tweco rear connection to most wire feeders

Wire Size	Length	Part No.	Stock No.
Up To .045" (1.2 mm)	12 ft (3.6 m)	MS212-3545	1023-1101
	15 ft (4.6 m)	MS215-3545	1023-1102
	20 ft (6.1 m)	MS220-3545	1023-1103
	25 ft (7.6 m)	MS225-3545	1023-1108

Tweco® Style (8-pin) Rear Connector

8-pin Control Wire Connector - ESAB REBEL

Wire Size	Length	Part No.	Stock No.
Up To .045" (1.2 mm)	12 ft (3.6 m)	MS212E-3545	1023-1141
	15 ft (4.6 m)	MS215E-3545	1023-1140

Miller® Style Rear Connector

Wire Size	Length	Part No.	Stock No.
Up To .045" (1.2 mm)	10 ft (3 m)	MS210M-3545	1023-1110
	12 ft (3.6 m)	MS212M-3545	1023-1111
	15 ft (4.6 m)	MS215M-3545	1023-1112
	15 ft (4.6 m)	MS215M-3545EL	1023-1121
	20 ft (6.1 m)	MS220M-3545	1023-1113
	25 ft (7.6 m)	MS225M-3545	1023-1118

Suffix "EL" = Eliminator Front End Consumables

Lincoln® Style Rear Connector

Fits Lincoln LN7, 8, 9, SP200

Wire Size	Length	Part No.	Stock No.
Up To .045" (1.2 mm)	12 ft (3.6 m)	MS212L-3545	1023-1136

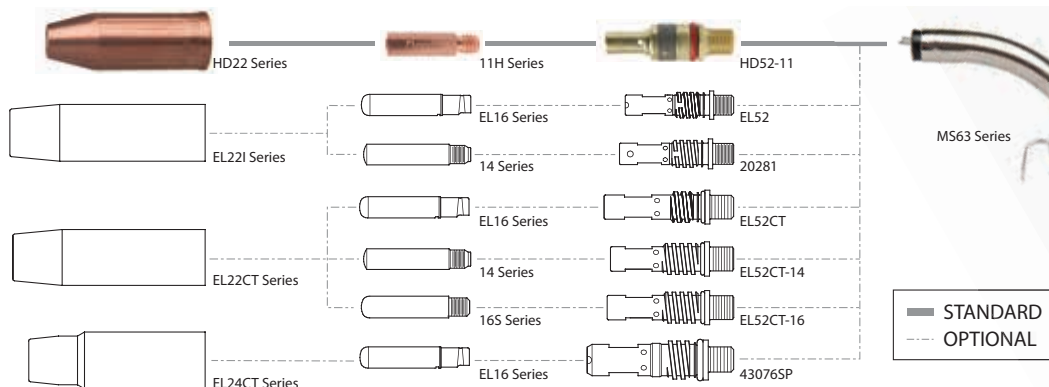
Some Lincoln wire feeders are assembled with their K1500-2 gun receiving bushing that will accept Tweco Style MIG Guns direct from the factory. Control wire Part No. MS354-DSLJ (Stock No. 2060-2137) must be ordered separately.

Euro-Kwik Style Rear Connector

Wire Size	Length	Part No.	Stock No.
Up To .045" (1.2 mm)	12 ft (3.6 m)	MS212X-3545	1023-1126
	15 ft (4.6 m)	MS215X-3545	1023-1127
	25 ft (7.6 m)	MS225X-3545	1023-1133

Flexible Knucklehead™

Amp/Model	Bend Angle	Stand Cons.	Part No.	Stock No.
250	60°	■	MS62SFLX3-60	1620-1341
	80°	■	MS62SFLX4-80	1620-1342



Rated Output			Wire Size	Cooled	Application Usage
Amps	Duty Cycle	Gas			
250 Amps	80%	Mixed	Up To .045" (1.2 mm)	Air	Light/Medium Duty Fabrication

EASY FIND EASY FIND GUIDE
See Page 14 & 15 for Replacement Parts & Optional Accessories

Miller is a registered trademark of Illinois Tool Works, Inc. Lincoln is a registered trademark of Lincoln Electric Co. The aforementioned registered trademarks are in no way affiliated with Tweco. Tweco is registered trademark of ESAB.

Spray Master® 350 Amp MIG Gun

MIG-FLUX CORED	MAX OUTPUT 350 AMPS	DUTY CYCLE 80%	WIRE SIZE UP TO 1/16" (1.6 mm)	COOLED AIR	USAGE MED. DUTY
----------------	-------------------------------	--------------------------	------------------------------------------	----------------------	---------------------------



80% Duty Cycle - Mixed Gases
Suitable for Medium/Heavy Duty Fabrication.

WELDING PROCESSES:
MIG (GMAW), Flux Cored (FCAW), Aluminum (GMAW)

- Standard Options Include:**
- Dual Schedule On/Off Control, Rear Connector and Knucklehead™ Flexible Conductor Tube
 - Standard Conductor Tube – Part No. MS63-60 (Stock No. 1630-1189) on all guns up to 15 ft (4.6 m)
 - Part No. MS63-45 (Stock No. 1630-1188) on all guns over 15 ft (4.6 m)
 - Conduit Liner – 44 Series

Tweco® Style Rear Connector

Adapter kits are available to fit Tweco rear connection to most wire feeders

Wire Size	Length	Part No.	Stock No.
Up To 1/16" (1.6 mm)	10 ft (3 m)	MS310-116	1036-1610
	12 ft (3.6 m)	MS312-116	1036-1613
	15 ft (4.6 m)	MS315-116	1036-1615
	15 ft (4.6 m)	MS315-116K4	1036-1715
	15 ft (4.6 m)	MS315-116DSRS	1036-1721
	15 ft (4.6 m)	MS315-116EL	1036-1725

Lincoln® Style Rear Connector

Fits Lincoln LN7, 8, 9, SP200

Wire Size	Length	Part No.	Stock No.
Up To 1/16" (1.6 mm)	12 ft (3.6 m)	MS312L-116	1036-1646
	15 ft (4.6 m)	MS315L-116	1036-1647
	15 ft (4.6 m)	MS315L-116K4	1036-1717
	15 ft (4.6 m)	MS315L-116EL	1036-1727

Some Lincoln wire feeders are assembled with their K1500-2 gun receiving bushing that will accept Tweco Style MIG Guns direct from the factory. Control wire Part No. MS354-DSLJ (Stock No. 2060-2137) must be ordered separately.

Miller® Style Rear Connector

Wire Size	Length	Part No.	Stock No.
Up To 1/16" (1.6 mm)	10 ft (3 m)	MS310M-116	1036-1635
	12 ft (3.6 m)	MS312M-116	1036-1638
	15 ft (4.6 m)	MS315M-116	1036-1640
	15 ft (4.6 m)	MS315M-116K4	1036-1716
	15 ft (4.6 m)	MS315M-116EL	1036-1726
	25 ft (7.6 m)	MS325M-116	1036-1642

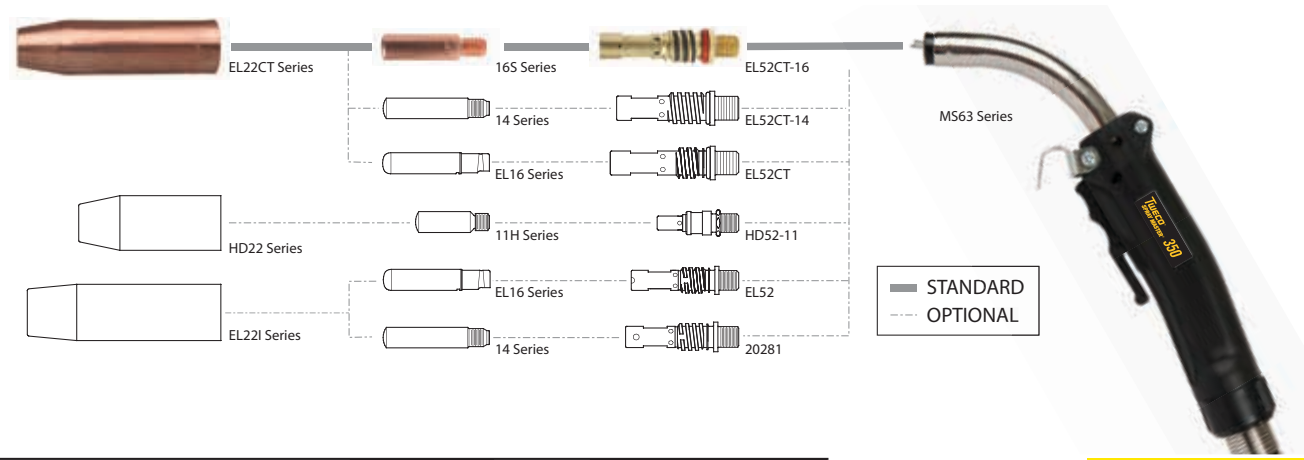
Euro-Kwik Style Rear Connector

Wire Size	Length	Part No.	Stock No.
Up To 1/16" (1.6 mm)	15 ft (4.6 m)	MS315X-116	1036-1623

Suffix "K4" = Kucklehead Conductor Tube – Part No. MS63SFLX4-80 (Stock No. 1630-1198);
"DSRS" = Dual Schedule Rocker Switch;
Suffix "EL" = Eliminator Front End Consumables

Flexible Knucklehead™

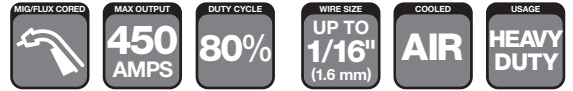
Amp/Model	Bend Angle	Stand Cons.	Part No.	Stock No.
350	60°	■	MS62SFLX3-60	1630-1197
	80°	■	MS62SFLX4-80	1630-1198



Rated Output			Wire Size	Cooled	Application Usage
Amps	Duty Cycle	Gas			
350 Amps	80%	Mixed	Up To 1/16" (1.6 mm)	Air	Medium/Heavy Duty Fabrication

EASY FIND EASY FIND GUIDE
See Page 14 & 15 for Replacement Parts & Optional Accessories

Miller is a registered trademark of Illinois Tool Works, Inc. Lincoln is a registered trademark of Lincoln Electric Co. The aforementioned registered trademarks are in no way affiliated with Tweco. Tweco is registered trademark of ESAB.



Spray Master® 450 Amp MIG Gun



80% Duty Cycle - Mixed Gases
Suitable for Heavy Duty Fabrication.

WELDING PROCESSES:
MIG (GMAW), Flux Cored (FCAW),
Aluminum (GMAW)

Standard Options Include:

- Dual Schedule On/Off Control, Locking Trigger, Rear Connector and Knucklehead™ Flexible Conductor Tube
- Standard Conductor Tube – Part No. MS64H-60 (Stock No. 1640-1319) on all guns up to 15 ft (4.6 m)
- Part No. MS64H-45 (Stock No. 1630-1318) on all guns over 15 ft (4.6 m)
- Conduit Liner – 44 Series

MIG GUNS

Tweco® Style Rear Connector

Adapter kits are available to fit Tweco rear connection to most wire feeders

Wire Size	Length	Part No.	Stock No.
Up To 1/16" (1.6 mm)	10 ft (3 m)	MS410-116	1040-1050
	12 ft (3.6 m)	MS412-116	1040-1051
	15 ft (4.6 m)	MS415-116	1040-1052
	15 ft (4.6 m)	MS415-116K4	1040-1530
	15 ft (4.6 m)	MS415-116LM	1040-1053
	15 ft (4.6 m)	MS415-116EL	1040-1541
	20 ft (6.1 m)	MS420-116	1040-1059
	25 ft (7.6 m)	MS425-116	1040-1058

Lincoln® Style Rear Connector

Fits Lincoln LN7, 8, 9, SP200

Wire Size	Length	Part No.	Stock No.
Up To 1/16" (1.6 mm)	10 ft (3 m)	MS410L-116	1040-1070
	15 ft (4.6 m)	MS415L-116	1040-1072
	15 ft (4.6 m)	MS415L-116K4	1040-1533
	15 ft (4.6 m)	MS415L-116DSRS	1040-1538
	15 ft (4.6 m)	MS415L-116LC	1040-1074
	15 ft (4.6 m)	MS415L-116LM	1040-1073
	25 ft (7.6 m)	MS425L-116	1040-1071

Some Lincoln wire feeders are assembled with their K1500-2 gun receiving bushing that will accept Tweco Style MIG Guns direct from the factory. Control wire Part No. MS354-DSLJ (Stock No. 2060-2137) must be ordered separately.

Miller® Style Rear Connector

Wire Size	Length	Part No.	Stock No.
Up To 1/16" (1.6 mm)	10 ft (3 m)	MS410M-116	1040-1060
	12 ft (3.6 m)	MS412M-116	1040-1061
	15 ft (4.6 m)	MS415M-116	1040-1062
	15 ft (4.6 m)	MS415M-116K4	1040-1531
	15 ft (4.6 m)	MS415M-116DSRS	1040-1536
	15 ft (4.6 m)	MS415M-116LC	1040-1092
	15 ft (4.6 m)	MS415M-116LM	1040-1063
	20 ft (6.1 m)	MS420M-116	1040-1064
25 ft (7.6 m)	MS425M-116	1040-1068	

Euro-Kwik Style Rear Connector

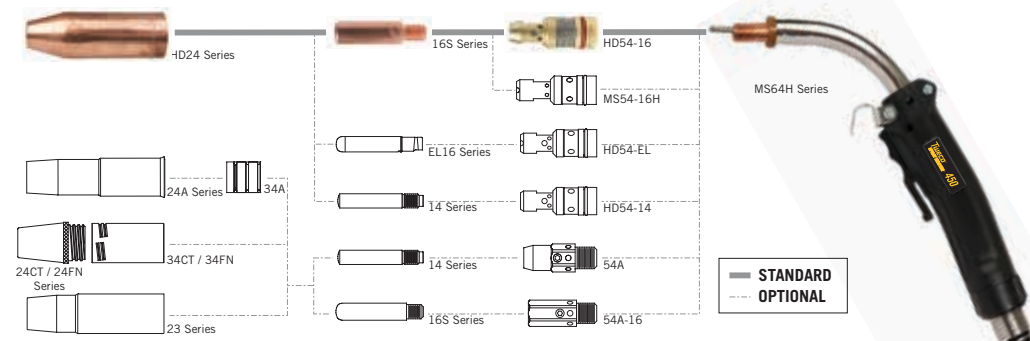
Wire Size	Length	Part No.	Stock No.
Up To 1/16" (1.6 mm)	10 ft (3 m)	MS410X-116	1040-1075
	12 ft (3.6 m)	MS412X-116	1040-1076
	15 ft (4.6 m)	MS415X-116	1040-1077

Suffix "K4" = Knucklehead Conductor Tube – Part No. MS64SFLX4-80 (Stock No. 1640-1308);
"DSRS" = Dual Schedule Rocker Switch; "LC" = Locking Trigger;
"LM" = Long Reach Conductor Tube – Part No. MS64H-60LM (Stock No. 1640-1317);
Suffix "EL" = Eliminator Front End Consumables

Flexible Knucklehead™

Amp/Model	Bend Angle	Stand Cons.	EL Cons.	Long Reach	Part No.	Stock No.
450	60°	■			MS64SFLX3-60	1640-1307
	80°	■			MS64SFLX4-80	1640-1308
	60°	■		■	MS64SFLX3-60LR	1640-1309
	80°	■		■	MS64SFLX4-80LR	1640-1310
	60°		■		MS64SFLX3-60EL	1640-1370
	80°		■		MS64SFLX4-80EL	1640-1371

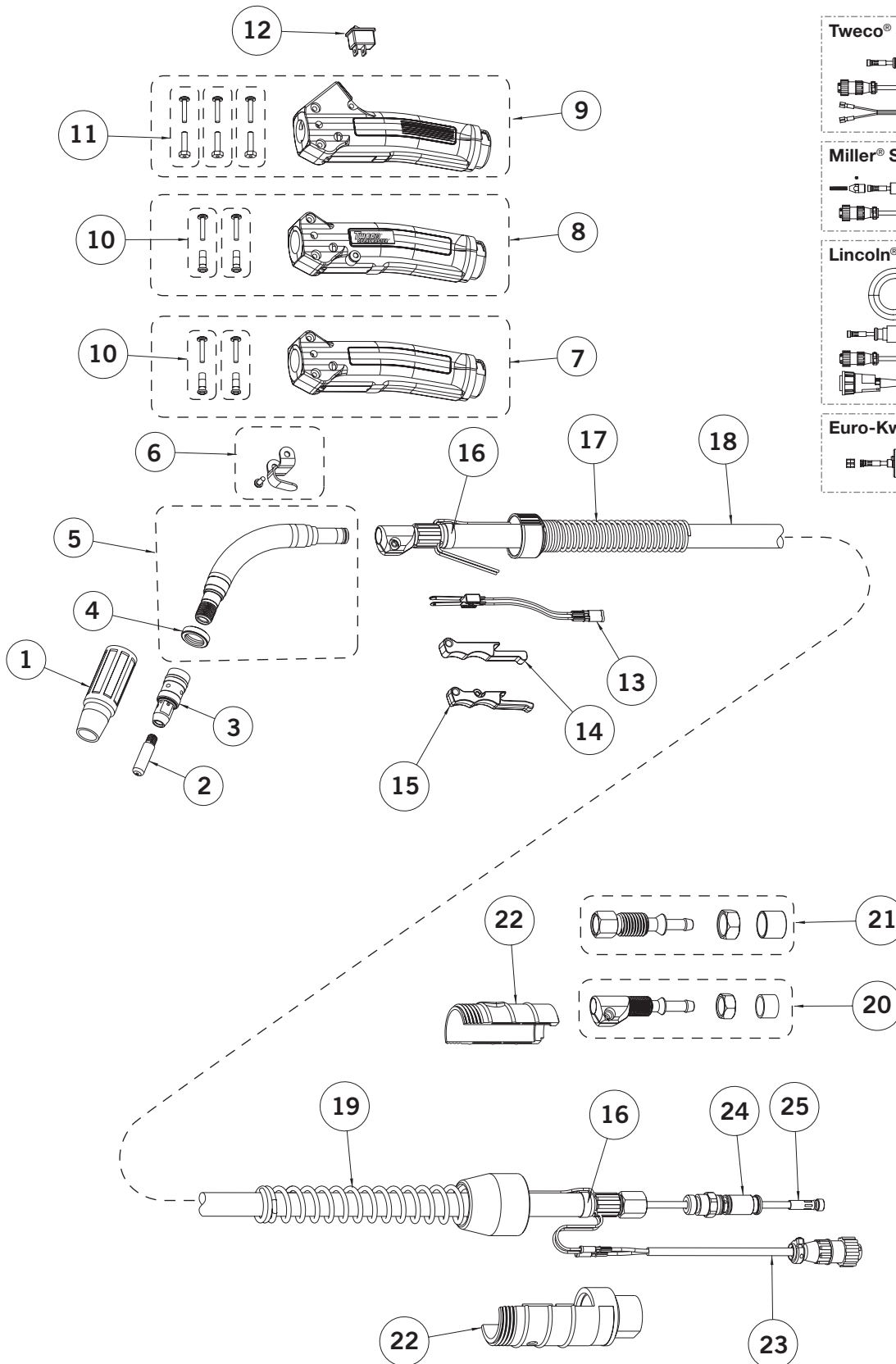
Rated Output			Wire Size	Cooled	Application Usage
Amps	Duty Cycle	Gas			
450 Amps	80%	Mixed	Up To 1/16" (1.6 mm)	Air	Heavy Duty Fabrication



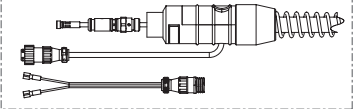
EASY FIND GUIDE
See Page 14 & 15 for Replacement Parts & Optional Accessories

Spray Master® MIG Gun Replacement Parts

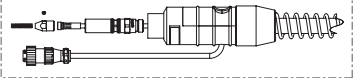
MIG GUNS



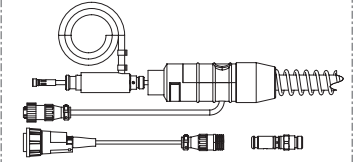
Tweco® Style Rear Connector



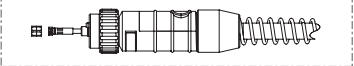
Miller® Style Rear Connector



Lincoln® Style Rear Connector



Euro-Kwik Style Rear Connector



Spray Master® MIG Gun Replacement Parts

MIG GUNS

#	Description	Spray Master 250 Amp		Spray Master 350 Amp		Spray Master 450 Amp	
		Part No.	Stock No.	Part No.	Stock No.	Part No.	Stock No.
1	Nozzle	HD22 Series		EL22CT Series		HD24 Series	
2	Contact Tip	11H Series		16S Series		16S Series	
3	Diffuser	HD52-11		EL52CT-16		HD54-16	
4	Nozzle Insulator	63J-3	1630-1121	63J-3	1630-1121	66J-3	1660-1836
5	Conductor Tube	MS63 Series		MS63 Series		MS63 Series	
6	Gun Hanger	152	2020-2152	152	2020-2152	152	2020-2152
7	Handle (Standard)	MS84	2060-2130	MS84	2060-2130	MS84	2060-2130
8	Handle (Locking Trigger)	MS84LC	2060-2127	MS84LC	2060-2127	MS84LC	2060-2127
9	Handle (Dual Schedule)	MS84DSRS	2060-2128	MS84DSRS	2060-2128	MS84DSRS	2060-2128
10	Binder Posts & Screws (Standard & Locking)	ELC124FM	2060-2646	ELC124FM	2060-2646	ELC124FM	2060-2646
11	Binder Posts & Screws (Dual Schedule)	122FMS	2020-2123	122FMS	2020-2123	122FMS	2020-2123
12	Rocker Switch (Dual Schedule)	MS94RSW	2060-2694	MS94RSW	2060-2694	MS94RSW	2060-2694
13	Trigger Blade Assembly	ELC94-BL	2060-2671	ELC94-BL	2060-2671	ELC94-BL	2060-2671
14	Trigger (Standard)	ELC94	2060-2647	ELC94	2060-2647	ELC94	2060-2647
15	Trigger (Locking)	MS94LC	2060-2693	MS94LC	2060-2693	MS94LC	2060-2693
16	Cable Clamp	136	2060-2690	136	2060-2690	136	2060-2690
17	Front Strain Relief Spring & Cap	MS144	2060-2131	MS144	2060-2131	MS144	2060-2131
18	10 ft (3 m) Cablehoz® Assembly (Direct Plug)	MS210	1720-2115	MS310	1730-2035	—	—
	12 ft (3.6 m) Cablehoz Assembly (Direct Plug)	MS212	1720-2116	MS312	1730-2036	MS412	1740-2116
	15 ft (4.6 m) Cablehoz Assembly (Direct Plug)	MS215	1720-2117	MS315	1730-2037	MS415	1740-2117
	25 ft (7.6 m) Cablehoz Assembly (Direct Plug)	—	—	MS325	1730-2038	MS425	1740-2118
	10 ft (3 m) Cablehoz Assembly (Euro)	—	—	—	—	MS410X	1740-2121
	12 ft (3.6 m) Cablehoz Assembly (Euro)	—	—	—	—	MS412X	1740-2122
	15 ft (4.6 m) Cablehoz Assembly (Euro)	—	—	—	—	MS415X	1740-2123
	25 ft (7.6 m) Cablehoz Assembly (Euro)	—	—	—	—	MS425X	1740-2124
19	Rear Strain Relief Spring & Cap	235RSSR	2060-2035	235RSSR	2060-2035	235RSSR	2060-2035
20	Front Cable Connector Repair Kit (Direct Plug & Euro)	MS102-RK	2060-2132	MS104-RK	2060-2133	MS104-RK	2060-2133
21	Rear Cable Connector Repair Kit (Direct Plug)	MS172-RK	2060-2134	MS174-RK	2060-2135	MS174-RK	2060-2135
	Rear Cable Connector Repair Kit (Euro)	172X-M	2020-2181	174X-M	2040-2181	174X-M	2040-2181
22	Rear Case (Direct Plug)	C6RC	2060-2041	C6RC	2060-2041	C6RC	2060-2041
	Rear Case (Euro)	X6RC	2060-2006	X6RC	2060-2006	X6RC	2060-2006
23	Miller® Control Wire	MS354-DSM	2060-2140	MS354-DSM	2060-2140	MS354-DSM	2060-2140
24	Connector Plug	Refer to Pages 87-88		Refer to Pages 87-88		Refer to Pages 87-88	
25	Conduit Assembly	Refer to Pages 125-128		Refer to Pages 125-128		Refer to Pages 125-128	
NS	Protective Cable Wrap, 50 ft (15.2 m) per box	TCR50	9900-1150	TCR50	9900-1150	TCR50	9900-1150



VELOCITY2[™] SPRAY MASTER MIG GUN SERIES

VELOCITY2 SPRAY MASTER[®] MIG GUN SERIES

FEATURES

- **VELOCITY2 CONSUMABLES** with new ground-breaking innovation inspired by welders for welders
- **SOLID COPPER CONDUCTOR PATH** with fewer connections for optimized electrical surface contact
- **FEWER CONSUMABLE PARTS** mean less complexity and lower cost of ownership
- **GAS PORTED VELOCITY2 CONTACT TIPS** stay cooler and last longer
- **EXTENDED LENGTH TRIGGER** allows welders to adjust their grip for access, comfort and to avoid radiated heat
- **EASY TO USE VELOCITY2 TIPS** eliminates threads and requires no tools
- **TIPS CAN BE ROTATED** to prolong life requiring fewer changes
- **EXCELLENT WIRE FEEDABILITY** with centered liner
- **SUPERIOR WELDING PERFORMANCE** from a smoother, more stable arc
- **COMPACT, ERGONOMIC HANDLE DESIGN** is balanced to pivot at the center of the handle for ease of use, thereby reducing operator fatigue
- **FRONT AND REAR STEEL SPRING STRAIN RELIEF** provides support to the Cablehoz[®] coming out of the rear of the handle and minimizes wire feed issues
- **SPLIT HANDLE CASE** provides access for ease of repairs in the field
- **DURABLE, METAL-JACKETED, FOUR-LAYER CONDUCTOR TUBE** rotates easily for different welding positions and lowers heat in the front end
- **CRIMPED FRONT CABLEHOZ CONNECTION** for improved electrical conductivity
- **DESIGNED FOR SPRAY AND PULSE TRANSFER MODES**, maintains the copper needed for high duty cycle welding

VELOCITY2 SPRAY MASTER® MIG GUN SERIES



VELOCITY2 SPRAY MASTER® MIG GUN SERIES

80% Duty Cycle—Mixed Gases
Suitable for Heavy Duty Fabrication.



Thick-Walled, Four-Layer Conductor Tube
Improves Electrical Conductivity

Gun Hanger
Convenient Location

Extended Trigger
Allows Welders to Reposition Their Grip

VELOCITY2 Consumables
Solid Copper Conductor Path

THE BEST JUST GETS BETTER, ALL WITHOUT CHANGING OUR TIME-TESTED PROVEN COMPONENTS.

The Spray Master MIG Gun receives VELOCITY2 Medium and Heavy Duty consumables to create a new line of MIG guns, the VELOCITY2 Spray Master series. VELOCITY2 Spray Master series maintains the features that made the original Spray Master legendary:

- **COMPACT ERGONOMIC HANDLE DESIGN** is preferred by many for comfort and maneuverability while reducing operator fatigue.
- **EXTENDED LENGTH TRIGGER** allows welders to adjust and reposition their grip for access, comfort and to avoid radiated heat. Adjusting your grip helps avoid repetitive motion, thus reducing fatigue.
- **FULLY ROTATABLE CONDUCTOR TUBE** allows welders further options to reconfigure the MIG Gun form factor to solve access issues, improve maneuverability, as well as reducing fatigue and adjusting for comfort.

- **THICK-WALLED, FOUR-LAYER CONDUCTOR TUBE** is designed for heavy duty cycle applications. The outer layer is made from a high temperature silicone tube decreasing the effect of radiant heat to the MIG gun.
- **MAINTAINS THE ORIGINAL TWECO CABLEHOZ** in 250, 350, and 450 Amp versions that provide the required electrical and thermal conductivity along with cable flexibility that is best in class.

VELOCITY2 Spray Master series is outfitted with VELOCITY2 a revolutionary new approach in MIG consumables that will change the game in terms of welder productivity. VELOCITY2 was designed by welders for welders. For more detailed information on VELOCITY2 Medium and Heavy Duty consumables, visit Tweco.com

SPEED MADE EASY.

Small Ergonomic Handle
Reduces Operator Fatigue


Found on all 250 & 350 amp VELOCITY2 Spray Master Mig Guns
Supports Cablehoz®

Cablehoz®
Properly Sized for 80% Duty Cycle in 250, 350, and 450 Amp versions

You can upgrade any standard Spray Master MIG guns by replacing the conductor tube to the next generation VELOCITY2 platform.

NEXT GENERATION TWECO® VELOCITY2 MIG WELDING CONSUMABLES

Patented



Nozzle Assembly
Heavy Duty Copper Nozzle with over molded brass insert that is keyed/ crimped in place making this the most robust nozzle on the market



Contact Tip
with Gas Ports



Conduit Liner
Perfectly Centered inside Tip

Conductor Tube
Fully Insulated

- **YOU SPOKE, WE LISTENED**—Inspired by Welders
- **COST SAVINGS WITH FEWER TIPS**—VELOCITY2 Lasts Longer
- **EASY TO USE**—No More Threads, No Tools
- **SMOOTHER ARC**—Improves Stability and Welding Performance
- **NO DIFFUSER**—Less Complexity, Lower Inventory Costs

SPEED MADE EASY.

All of the features of VELOCITY2 result in more convenience and higher productivity for the welder.

VELOCITY2 Conductor Tubes fit Tweco® Spray Master® V250, V350 & V450 MIG Guns.

CLICK IT AND GO—
EASY TO ADJUST SLIP NOZZLE.



Adjustable Slip Nozzle



Recessed



Flush



Protruding

One of the VELOCITY2 consumable offerings is the Adjustable Slip Nozzle that provides positive indexing to all positions whether you require recessed, flush or protruding tips.



Conduit Liner Set Screw

Conductor Tube Clamp Screw

Velocity Nozzle Identification

S=Small
M=Medium
H=Heavy
ET=Extended Taper

Blank=Fixed Threaded
S=Adjustable Slip

V N S 5 0 F S

Velocity Nozzle

Orifice Opening Size:
37=3/8" 62=5/8"
50=1/2" 75=3/4"

Blank=Standard Recess
F=Flush
2PC=Two Piece
R=Recess 1/4" (6.35 mm)
FAS=Spot Weld
FC=Flux Core

Velocity Contact Tip Identification

S=Small
M=Medium
H=Heavy
ET=Extended Taper

A=Aluminum
Blank=Other

V T S A 3 0

Velocity Tip

Wire Size: 364=3/64"
23=0.023" 116=1/16"
30=0.030" 564=5/64"
35=0.035" 332=3/32"
40=0.040" 764=7/64"
45=0.045" 18=1/8"

*Reference your MIG gun Operator's Manual for details.

SPRAY MASTER® V250 AMP MIG GUN

MIG-FLUX CORED	MAX OUTPUT 250 AMPS	DUTY CYCLE 80%	WIRE SIZE UP TO .045" (1.2 mm)	COOLED AIR	USAGE MED. DUTY
----------------	----------------------------------	--------------------------	---------------------------------------------	----------------------	---------------------------



80% Duty Cycle—Mixed Gases
Suitable for Light/Medium Duty Fabrication.

WELDING PROCESSES:

MIG (GMAW), Flux Cored (FCAW), Aluminum (GMAW)

Standard Options Include:

- Rear Connector and Knucklehead™ Flexible Conductor Tube
- Standard Conductor Tube—SMVCTLS60 (Stock No. 1240-1377) on all guns up to 15ft (4.6 m)
- SMVCTLS45 (Stock No. 1240-1376) on all guns over 15ft (4.6 m)
- Conduit Liner—42 Series

Tweco® Style Rear Connector

Adapter kits are available to fit Tweco rear connection to most wire feeders

WIRE SIZE	LENGTH	PART NO.	STOCK NO.
Up To .045" (1.2 mm)	10 ft (3 m)	SMV210-3545	1023-1290
	12 ft (3.6 m)	SMV212-3545	1023-1276
	15 ft (4.6 m)	SMV215-3545	1023-1277
	20 ft (6.1 m)	SMV220-3545	1023-1278
	25 ft (7.6 m)	SMV225-3545	1023-1279

Miller® Style Rear Connector

WIRE SIZE	LENGTH	PART NO.	STOCK NO.
Up To .045" (1.2 mm)	10 ft (3 m)	SMV210M-3545	1023-1280
	12 ft (3.6 m)	SMV212M-3545	1023-1281
	15 ft (4.6 m)	SMV215M-3545	1023-1282
	20 ft (6.1 m)	SMV220M-3545	1023-1283
	25 ft (7.6 m)	SMV225M-3545	1023-1289

Lincoln® Style Rear Connector

Fits Lincoln LN7, 8, 9, SP200

WIRE SIZE	LENGTH	PART NO.	STOCK NO.
Up To .045" (1.2 mm)	10 ft (3 m)	SMV210L-3545	1023-1292
	12 ft (3.6 m)	SMV212L-3545	1023-1285
	15 ft (4.6 m)	SMV215L-3545	1023-1293
	20 ft (6.1 m)	SMV220L-3545	1023-1294
	25 ft (7.6 m)	SMV225L-3545	1023-1295

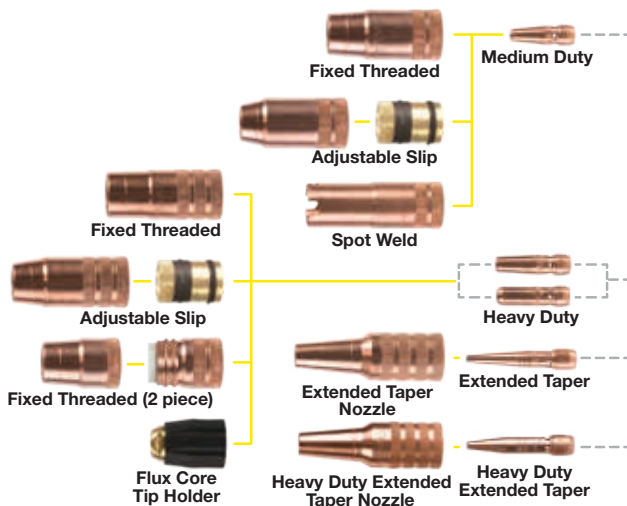
Some Lincoln wire feeders are assembled with their K1500-2 gun receiving bushing that will accept Tweco Style MIG Guns direct from the factory. Control wire Part No. MS354-DSLJ (Stock No. 2060-2137) must be ordered separately.

Euro-Kwik Style Rear Connector

WIRE SIZE	LENGTH	PART NO.	STOCK N
Up To .045" (1.2 mm)	10 ft (3 m)	SMV210X-3545	1023-1286
	12 ft (3.6 m)	SMV212X-3545	1023-1287
	15 ft (4.6 m)	SMV215X-3545	1023-1288
	20 ft (6.1 m)	SMV220X-3545	1023-1291
	25 ft (7.6 m)	SMV225X-3545	1023-1284

Knucklehead Conductor Tube Part No. VCTL64SFLX480 (Stock No. 1640-1337)
Part No. VCTL64SFLX360 (Stock No. 1640-1336)

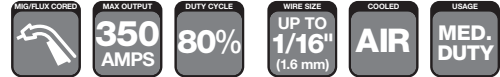
Long Reach Conductor Tube Part No. SMVCTLS60LM (Stock No. 1640-1403)
Part No. SMVCTLS45LM (Stock No. 1640-1402)



RATED OUTPUT			WIRE SIZE	COOLED	APPLICATION USAGE
Amps	Duty Cycle	Gas			
250 Amps	80%	Mixed	Up To .045" (1.2 mm)	Air	Light/Medium Duty Fabrication

EASY FIND
EASY FIND GUIDE
See Page 24 & 25 for Replacement Parts & Optional Accessories

SPRAY MASTER® V350 AMP MIG GUN



80% Duty Cycle—Mixed Gases
Suitable for Medium/Heavy Duty Fabrication.

WELDING PROCESSES:

MIG (GMAW), Flux Cored (FCAW), Aluminum (GMAW)

Standard Options Include:

- Dual Schedule On/Off Control, Rear Connector and Knucklehead™ Flexible Conductor Tube
- Standard Conductor Tube—SMVCTLS60 (Stock No. 1240-1377) on all guns up to 15ft (4.6 m)
- SMVCTLS45 (Stock No. 1240-1376) on all guns over 15ft (4.6 m)
- Conduit Liner—44 Series

Tweco® Style Rear Connector

Adapter kits are available to fit Tweco rear connection to most wire feeders

WIRE SIZE	LENGTH	PART NO.	STOCK NO.
Up To 1/16" (1.6 mm)	10 ft (3 m)	SMV310-116	1036-1750
	12 ft (3.6 m)	SMV312-116	1036-1752
	15 ft (4.6 m)	SMV315-116	1036-1756
	15 ft (4.6 m)	SMV315-116DSRS	1036-1783
	15 ft (4.6 m)	SMV315-116K4	1036-1759
	20 ft (6.1 m)	SMV320-116	1036-1789
	25 ft (7.6 m)	SMV325-116	1036-1787

Lincoln® Style Rear Connector

Fits Lincoln LN7, 8, 9, SP200

WIRE SIZE	LENGTH	PART NO.	STOCK NO.
Up To 1/16" (1.6 mm)	10 ft (3 m)	SMV310L-116	1036-1785
	12 ft (3.6 m)	SMV312L-116	1036-1753
	15 ft (4.6 m)	SMV315L-116	1036-1762
	15 ft (4.6 m)	SMV315L-116DSRS	1036-1788
	15 ft (4.6 m)	SMV315L-116K4	1036-1764
	20 ft (6.1 m)	SMV320L-116	1036-1781
	25 ft (7.6 m)	SMV325L-116	1036-1786

Some Lincoln wire feeders are assembled with their K1500-2 gun receiving bushing that will accept Tweco Style MIG Guns direct from the factory. Control wire Part No. MS354-DSLJ (Stock No. 2060-2137) must be ordered separately.

Miller® Style Rear Connector

WIRE SIZE	LENGTH	PART NO.	STOCK NO.
Up To 1/16" (1.6 mm)	10 ft (3 m)	SMV310M-116	1036-1751
	12 ft (3.6 m)	SMV312M-116	1036-1754
	15 ft (4.6 m)	SMV315M-116	1036-1765
	15 ft (4.6 m)	SMV315M-116K4	1036-1768
	15 ft (4.6 m)	SMV315M-332K4	1036-1791
	15 ft (4.6 m)	SMV315M-116CT180	1036-1777
	20 ft (6.1 m)	SMV320M-116	1036-1780
	25 ft (7.6 m)	SMV325M-116CT180	1036-1778
	25 ft (7.6 m)	SMV325M-116	1036-1775

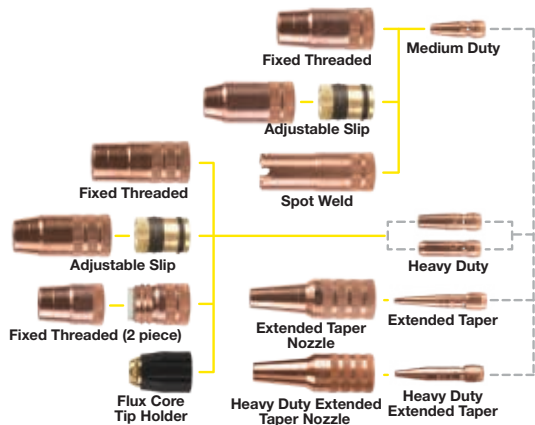
Euro-Kwik Style Rear Connector

WIRE SIZE	LENGTH	PART NO.	STOCK NO.
Up To 1/16" (1.6 mm)	10 ft (3 m)	SMV310X-116	1036-1784
	12 ft (3.6 m)	SMV312X-116	1036-1779
	15 ft (4.6 m)	SMV315X-116	1036-1770
	20 ft (6.1 m)	SMV320X-116	1036-1782
	25 ft (7.6 m)	SMV325X-116	1036-1790

"DSRS" = Dual Schedule Rocker Switch; "K4" = Knucklehead Conductor Tube

Knucklehead Conductor Tube Part No. VCTL64SFLX480 (Stock No. 1640-1337)
Part No. VCTL64SFLX360 (Stock No. 1640-1336)

Long Reach Conductor Tube Part No. SMVCTLS60LM (Stock No. 1640-1403)
Part No. SMVCTLS45LM (Stock No. 1640-1402)



RATED OUTPUT			WIRE SIZE	COOLED	APPLICATION USAGE
Amps	Duty Cycle	Gas			
350 Amps	80%	Mixed	Up To 1/16" (1.6 mm)	Air	Medium/Heavy Duty Fabrication



SPRAY MASTER® V450 AMP MIG GUN



80% Duty Cycle—Mixed Gases
Suitable for Heavy Duty Fabrication.

MIG-FLUX CORED	450 AMPS	80%	UP TO 1/16" (1.6 mm)	AIR	HEAVY DUTY
----------------	-----------------	------------	--------------------------------	------------	-------------------

WELDING PROCESSES:

MIG (GMAW), Flux Cored (FCAW), Aluminum (GMAW)

Standard Options Include:

- Dual Schedule On/Off Control, Locking Trigger, Rear Connector and Knucklehead™ Flexible Conductor Tube
- Standard Conductor Tube—SMVCTLS60 (Stock No. 1240-1377) on all guns up to 15ft (4.6 m)
- SMVCTLS45 (Stock No. 1240-1376) on all guns over 15ft (4.6 m)
- Conduit Liner—44 Series

Tweco® Style Rear Connector

Adapter kits are available to fit Tweco rear connection to most wire feeders

WIRE SIZE	LENGTH	PART NO.	STOCK NO.
Up To 1/16" (1.6 mm)	10 ft (3 m)	SMV410-116	1040-1825
	12 ft (3.6 m)	SMV412-116	1040-1829
	15 ft (4.6 m)	SMV415-116	1040-1833
	15 ft (4.6 m)	SMV415-116LM	1040-1838
	15 ft (4.6 m)	SMV425-116LM	1040-1870
	20 ft (6.1 m)	SMV420-116	1040-1854
	25 ft (7.6 m)	SMV425-116	1040-1859

Miller® Style Rear Connector

WIRE SIZE	LENGTH	PART NO.	STOCK NO.
Up To 1/16" (1.6 mm)	10 ft (3 m)	SMV410M-116	1040-1827
	12 ft (3.6 m)	SMV412M-116	1040-1830
	15 ft (4.6 m)	SMV415M-116	1040-1844
	15 ft (4.6 m)	SMV415M-116DSRS	1040-1846
	15 ft (4.6 m)	SMV415M-116LC	1040-1848
	15 ft (4.6 m)	SMV415M-116LM	1040-1849
	15 ft (4.6 m)	SMV415M-116K4	1040-1874
	20 ft (6.1 m)	SMV420M-116	1040-1855
	25 ft (7.6 m)	SMV425M-116	1040-1861
	25 ft (7.6 m)	SMV425M-116LM	1040-1872

Lincoln® Style Rear Connector

Fits Lincoln LN7, 8, 9, SP200

WIRE SIZE	LENGTH	PART NO.	STOCK NO.
Up To 1/16" (1.6 mm)	10 ft (3 m)	SMV410L-116	1040-1826
	12 ft (3.6 m)	SMV412L-116	1040-1866
	15 ft (4.6 m)	SMV415L-116	1040-1839
	15 ft (4.6 m)	SMV415L-116DSRS	1040-1840
	15 ft (4.6 m)	SMV415L-116LC	1040-1842
	15 ft (4.6 m)	SMV415L-116LM	1040-1843
	15 ft (4.6 m)	SMV415L-116K4	1040-1875
	20 ft (6.1 m)	SM420L-116	1040-1869
	25 ft (7.6 m)	SMV425L-116	1040-1860
	25 ft (7.6 m)	SMV425L-116LM	1040-1871

Some Lincoln wire feeders are assembled with their K1500-2 gun receiving bushing that will accept Tweco Style MIG Guns direct from the factory. Control wire Part No. MS354-DSLJ (Stock No. 2060-2137) must be ordered separately.

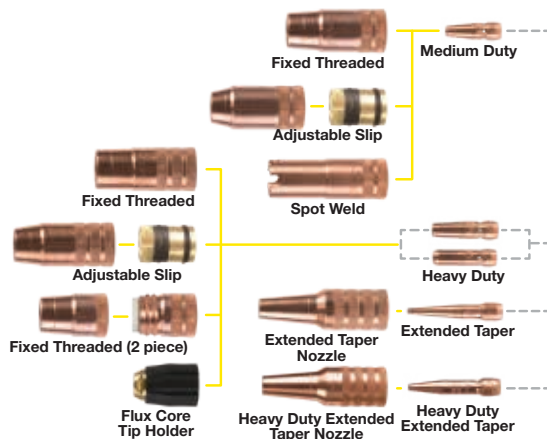
Euro-Kwik Style Rear Connector

WIRE SIZE	LENGTH	PART NO.	STOCK N
Up To 1/16" (1.6 mm)	10 ft (3 m)	SMV410X-116	1040-1828
	12 ft (3.6 m)	SMV412X-116	1040-1832
	15 ft (4.6 m)	SMV415X-116	1040-1850
	20 ft (6.1 m)	SMV420X-116	1040-1867
	25 ft (7.6 m)	SMV425X-116	1040-1868
	25 ft (7.6 m)	SMV425X-116LM	1040-1873

"DSRS" = Dual Schedule Rocker Switch; "LC" = Locking Trigger;
"K4" = Knucklehead Conductor Tube; "LM" = Long reach Conductor Tube

Knucklehead Conductor Tube Part No. VCTL64SFLX480 (Stock No. 1640-1337)
Part No. VCTL64SFLX360 (Stock No. 1640-1336)

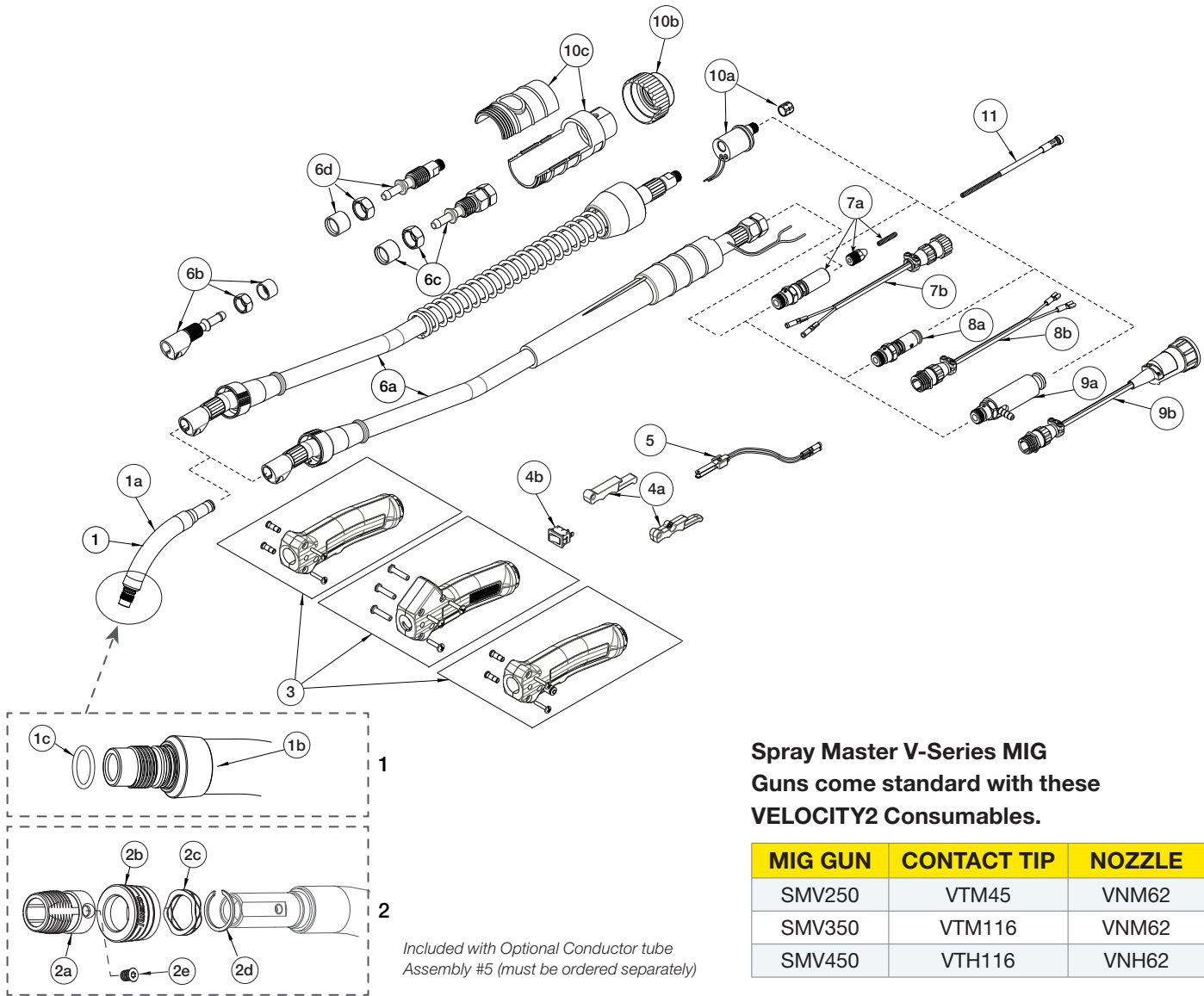
Long Reach Conductor Tube Part No. SMVCTLS60LM (Stock No. 1640-1403)
Part No. SMVCTLS45LM (Stock No. 1640-1402)



RATED OUTPUT			WIRE SIZE	COOLED	APPLICATION USAGE
Amps	Duty Cycle	Gas			
450 Amps	80%	Mixed	Up To 1/16" (1.6 mm)	Air	Heavy Duty Fabrication

EASY FIND EASY FIND GUIDE
See Page 24 & 25 for Replacement Parts & Optional Accessories

SPRAY MASTER® V-SERIES MIG GUN REPLACEMENT PARTS



Spray Master V-Series MIG Guns come standard with these VELOCITY2 Consumables.

MIG GUN	CONTACT TIP	NOZZLE
SMV250	VTM45	VNM62
SMV350	VTM116	VNM62
SMV450	VTH116	VNH62

SPRAY MASTER® V-SERIES MIG GUN REPLACEMENT PARTS

#	DESCRIPTION	SPRAY MASTER V250 AMP		SPRAY MASTER V350 AMP		SPRAY MASTER V450 AMP	
		PART NO.	STOCK NO.	PART NO.	STOCK NO.	PART NO.	STOCK NO.
1	Conductor Tube–60°	SMVCTLS60	1240-1377	SMVCTLS60	1240-1377	SMVCTLS60	1240-1377
	Conductor Tube–45°	SMVCTLS45	1240-1376	SMVCTLS45	1240-1376	SMVCTLS45	1240-1376
	Conductor Tube–60° LM	SMVCTLS60LM	1640-1403	SMVCTLS60LM	1640-1403	SMVCTLS60LM	1640-1403
	Conductor Tube–45° LM	SMVCTL45LM	1640-1402	SMVCTL45LM	1640-1402	SMVCTL45LM	1640-1402
1a	Silicone Tubing (Sold/Foot)	VCTLJBLK	1640-1409	VCTLJBLK	1640-1409	VCTLJBLK	1640-1409
1b	Insulator, VELOCITY2 Conductor Tube Assy.	VCTLSI	1640-1408	VCTLSI	1640-1408	VCTLSI	1640-1408
1c	O-Ring (Pkg. Of 10 each)	VCTLS015	1640-1410	VCTLS015	1640-1410	VCTLS015	1640-1410
2	Conductor Tube–60° (Stainless Steel Sleeve)	SMVCT60SS	1240-1378	SMVCT60SS	1240-1378	SMVCT60SS	1240-1378
	Conductor Tube–45° (Stainless Steel Sleeve)	SMVCT45SS	1240-1379	SMVCT45SS	1240-1379	SMVCT45SS	1240-1379
	Conductor Tube–60° LM (Stainless Steel Sleeve)	SMVCT60LMSS	1640-1404	SMVCT60LMSS	1640-1404	SMVCT60LMSS	1640-1404
	Conductor Tube–45° LM (Stainless Steel Sleeve)	SMVCT45LMSS	1640-1405	SMVCT45LMSS	1640-1405	SMVCT45LMSS	1640-1405
	Conductor Tube–180° (Stainless Steel Sleeve)	SMVCT180	1240-1375	SMVCT180	1240-1375	SMVCT180	1240-1375
2a	Threaded Stainless Sleeve	VCTLSL	1640-1397	VCTLSL	1640-1397	VCTLSL	1640-1397
2b	Nozzle Collar	VCTLSLK	1640-1398	VCTLSLK	1640-1398	VCTLSLK	1640-1398
2c	Wave Spring	VCTLSPR	1640-1399	VCTLSPR	1640-1399	VCTLSPR	1640-1399
2d	Wave Spring Retainer	PMA64RS	1640-1396	PMA64RS	1640-1396	PMA64RS	1640-1396
2e	Sleeve Screw	VCT41CS	2040-2048	VCT41CS	2040-2048	VCT41CS	2040-2048
3	Handle–Standard Spray Master	SMV82	2060-2082	SMV83	2060-2083	SMV84	2060-2084
	Handle–Dual Schedule (Rocker Switch)	—	—	SMV83DS	2060-2077	SMV84DS	2060-2078
	Handle–Locking Trigger	SMV82LC	2060-2079	SMV83LC	2060-2080	SMV84LC	2060-2081
4a	Trigger–Standard & Dual Schedule	ELC94	2060-2647	ELC94	2060-2647	ELC94	2060-2647
	Trigger–Locking	MS94LC	2060-2693	MS94LC	2060-2693	MS94-LC	2060-2693
4b	Dual Schedule Rocker Switch	—	—	MS94RSW	2060-2694	MS94-RSW	2060-2694
5	Trigger Blade Assembly	ELC94-BL	2060-2671	ELC94BL	2060-2671	ELC94-BL	2060-2671
6a	Cablehoz® Assembly–10 ft (3 m)	—	—	MS310	1730-2035	—	—
	Cablehoz Assembly–12 ft (4 m)	MS212	1720-2116	MS312	1730-2036	MS512	1750-2116
	Cablehoz Assembly–15 ft (5 m)	MS215	1720-2117	MS315	1730-2037	MS515	1750-2117
	Cablehoz Assembly–25 ft (8 m)	—	—	MS325	1730-2038	MS525	1750-2118
	Cablehoz Assembly, Euro-Kwik–12 ft (4 m)	—	—	—	—	MS512X	1750-2119
	Cablehoz Assembly, Euro-Kwik–15 ft (5 m)	MS215X	1720-2108	—	—	MS515X	1750-2120
	Cablehoz Assembly, Euro-Kwik–25 ft (8 m)	MS225X	1720-2109	—	—	—	—
6b	Cablehoz Front Mechanical Connector Replacement Kit	MS102RK	2060-2132	MS104RK	2060-2133	EL106RK	2060-2620
6c	Cablehoz Rear Mechanical Connector Replacement Kit	MS172RK	2060-2134	MS174RK	2060-2135	EL176RK	2060-2697
6d	Cablehoz Rear Mechanical Connector Replacement Kit For Euro-Style	172XM	2020-2181	174XM	2040-2181	176XM	2060-2181
7a	Miller® Rear Connector	350174MHFS	2035-2118	350174MHFS	2035-2118	350174MHFS	2035-2118
7b	Miller Control Wire & Plug	WM354M	2030-2075	WM354M	2030-2075	WM354M	2030-2075
NS	Miller Dual Schedule Control Wire & Plug	—	—	194DS	2040-2195	194DS	2040-2195
8a	Tweco® Rear Connector	350174HFS	2035-2119	350174HFS	2035-2119	350174HFS	2035-2119
8b	Tweco Control Wire	MS354TAJ	2060-2139	MS354TAJ	2060-2139	MS354TAJ	2060-2139
NS	Tweco Dual Schedule Control Wire & Plug	MS354DSTJ	2060-2138	MS354DSTJ	2060-2138	MS354DSTJ	2060-2138
9a	Lincoln® Rear Connector	350174LH	2035-2112	350174LH	2035-2112	350174LH	2035-2112
9b	Lincoln Control Wire & Plug	MS354DSLJ	2060-2137	MS354DSLJ	2060-2137	MS354DSLJ	2060-2137
10a	Euro-Kwik Connection Assembly	174EX1	2040-2276	174EX1	2040-2276	174EX1	2040-2276
10b	Euro-Kwik Nut	174X2	2040-2177	174X2	2040-2177	174X2	2040-2177
10c	Euro-Kwik Connector Case	X6RC	2060-2006	X6RC	2060-2006	X6RC	2060-2006
11	Conduit	Refer to Pages 125-128					

Miller is a registered trademark of Illinois Tool Works, Inc. Lincoln is a registered trademark of Lincoln Electric Co. The aforementioned registered trademarks are in no way affiliated with Tweco. Tweco, Spray Master and Cablehoz are registered trademarks of ESAB.

Classic® No. MIG Gun Series

FEATURES

- **The Industry Standard** for over 40 years
- **Oval-Shaped Handle** reduces grip required to manipulate MIG gun and eases operator fatigue
- **High-Impact Crush-Resistant Handle** uses special plastic composition for long-lasting durability and dependability
- **Heavy Duty Handle** balanced to pivot at center for ease of use in different welding positions
- **Metal Jacketed Three-Layer Conductor Tube Construction** (copper tube/silicon-resin glass insulator/metal jacket) for improved electrical conductivity
- **Trigger Contains Silver Plated Contacts** with self-cleaning action every time it is engaged or disengaged
- **Heavy Duty Design** for dependable industrial applications
- **Field Repairable Cablehoz®** requires no additional connectors
- **Gun Hanger** located at bottom for convenience of resting the gun when not in use
- **Split Handle Case** provides access for easy repairs
- **Improved Performance** with longer life consumables
- **Wide Selection** of front end consumables available
- **Front and Rear Steel Spring Strain Relief** provides support to the Cablehoz coming out of the rear of the handle and minimizes wire feed issues
- **Heavy Duty Contact Tips** in high heat applications offered
- **Interchangeable Front End Consumables** between Tweco® Classic No. and Tweco Spray Master® series



Classic No. MIG Gun Series

		Classic No. 1	Classic No. 2	Classic No. 3	Classic No. 4	Classic No. 5
Applications		Light Duty Fabrication	Medium Duty Fabrication	Med/Heavy Duty Fabrication	Med/Heavy Duty Fabrication	Heavy Duty Fabrication
Standard Options	Dual Schedule				■	
	Rear Connector	■	■	■	■	■
	Knucklehead™ Flexible Conductor Tube		■		■	
Output Current		180 Amps	200 Amps	300 Amps	400 Amps	500 Amps
Duty Cycle - CO₂		60%	60%	60%	60%	60%
Wire Diameter		Up to .045" (1.2 mm)	Up to .045" (1.2 mm)	Up to 1/16" (1.6 mm)	Up to 5/64" (2.0 mm)	Up to 3/32" (2.4 mm)
Process	MIG	■	■	■	■	■
	Aluminum	■	■	■	■	
	Flux Cored Gas Shielded				■	■
	Flux Cored Self Shielded					■

For Special MIG gun configurations, including special consumables, please contact Tech Service and Support.



Classic® No. 1 180 Amp MIG Gun

MIG	MAX OUTPUT 180 AMPS	DUTY CYCLE 60%	WIRE SIZE UP TO .045" (1.2 mm)	COOLED AIR	USAGE LIGHT DUTY
-----	----------------------------------	--------------------------	---------------------------------------------	----------------------	----------------------------



60% Duty Cycle - CO₂ Carbon Dioxide
Suitable for Light Duty Fabrication.

WELDING PROCESSES:
MIG (GMAW), Aluminum (GMAW)

Standard Options Include:

- Rear Connector
- Standard Conductor Tube – Part No. 61-60 (Stock No. 1610-1102) on all guns up to 15 ft (4.6 m)
- Part No. 61-45 (Stock No. 1610-1101) on all guns over 15 ft (4.6 m)
- Conduit Liner – 42 Series

Tweco® Style Rear Connector

Adapter kits are available to fit Tweco rear connection to most wire feeders

Wire Size	Length	Part No.	Stock No.
Up To .035" (0.9 mm)	10 ft (3 m)	110-3035	1010-1111
	12 ft (3.6 m)	112-3035	1010-1112
	15 ft (4.6 m)	115-3035	1010-1113
	20 ft (6.1 m)	120-3035	1010-1114
Up To .045" (1.2 mm)	10 ft (3 m)	110-4045	1010-1121
	12 ft (3.6 m)	112-4045	1010-1122
	15 ft (4.6 m)	115-4045	1010-1123
	20 ft (6.1 m)	120-4045	1010-1124

Lincoln® Style Rear Connector

Fits Lincoln LN7, 8, 9, SP200

Wire Size	Length	Part No.	Stock No.
Up To .035" (0.9 mm)	15 ft (4.6 m)	L115-3035	1010-1145

Some Lincoln wire feeders are assembled with their K1500-2 gun receiving bushing that will accept Tweco Style MIG Guns direct from the factory. Control wire Part No. MS354-DSLJ (Stock No. 2060-2137) must be ordered separately.

Euro-Kwik Style Rear Connector

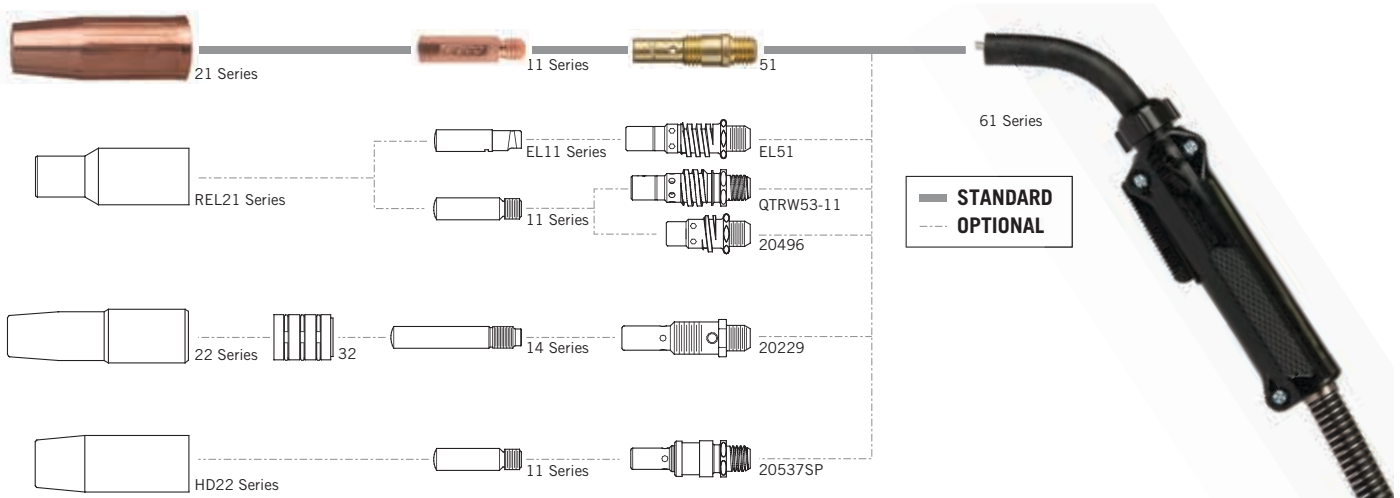
Wire Size	Length	Part No.	Stock No.
Up To .045" (1.2 mm)	10 ft (3 m)	X110-4045	1010-1621
	12 ft (3.6 m)	X112-4045	1010-1622

Miller® Style Rear Connector

Wire Size	Length	Part No.	Stock No.
Up To .035" (0.9 mm)	10 ft (3 m)	M110-3035	1010-1131
	12 ft (3.6 m)	M112-3035	1010-1133
	15 ft (4.6 m)	M115-3035	1010-1135

Flexible Knucklehead™

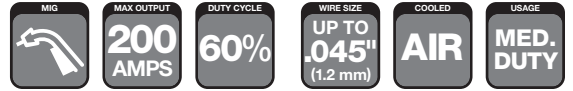
Amp/Model	Bend Angle	Stand Cons.	Part No.	Stock No.
No.1	80°	▪	61SFLX4-80	1610-1105



Rated Output			Wire Size	Cooled	Application Usage
Amps	Duty Cycle	Gas			
180 Amps	60%	CO ₂ Carbon Dioxide	Up To .045" (1.2 mm)	Air	Light Duty Fabrication

EASY FIND
EASY FIND GUIDE
See Page 33 & 34 for Replacement Parts & Optional Accessories

Miller is a registered trademark of Illinois Tool Works, Inc. Lincoln is a registered trademark of Lincoln Electric Co. The aforementioned registered trademarks are in no way affiliated with Tweco. Tweco is registered trademark of ESAB.



Classic® No.2 200 Amp MIG Gun



60% Duty Cycle - CO₂ Carbon Dioxide
Suitable for Medium Duty Fabrication.

WELDING PROCESSES:
MIG (GMAW), Aluminum (GMAW)

Standard Options Include:

- Rear Connector and Knucklehead™ Flexible Conductor Tube
- Standard Conductor Tube – Part No. 62J-60 (Stock No.1620-1301) on all guns up to 15ft (4.6 m)
- Part No. 62J-45 (Stock No. 1620-1300) on all guns over 15ft (4.6 m)
- Conduit Liner – 42 Series

MIG GUNS

Tweco® Style Rear Connector

Adapter kits are available to fit Tweco rear connection to most wire feeders

Wire Size	Length	Part No.	Stock No.
Up To .035" (0.9 mm)	10 ft (3 m)	210-3035	1020-1111
	12 ft (3.6 m)	212-3035	1020-1112
	15 ft (4.6 m)	215-3035	1020-1113
	20 ft (6.1 m)	220-3035	1020-1114
	25 ft (7.6 m)	225-3035	1020-1115
Up To .045" (1.2 mm)	10 ft (3 m)	210-4045	1020-1121
	12 ft (3.6 m)	212FN-4045	1020-1322
	15 ft (4.6 m)	215-4045	1020-1123
	15 ft (4.6 m)	215-4045K4**	1020-1660
	20 ft (6.1 m)	225-4045	1020-1125

Lincoln® Style Rear Connector

Fits Lincoln LN7, 8, 9, SP200

Wire Size	Length	Part No.	Stock No.
Up To .035" (0.9 mm)	10 ft (3 m)	L210-3035	1020-1140
	12 ft (3.6 m)	L212-3035	1020-1142
	15 ft (4.6 m)	L215-3035	1020-1144

Some Lincoln wire feeders are assembled with their K1500-2 gun receiving bushing that will accept Tweco Style MIG Guns direct from the factory. Control wire Part No. MS354-DSLJ (Stock No. 2060-2137) must be ordered separately.

Euro-Kwik Style Rear Connector

Wire Size	Length	Part No.	Stock No.
Up To .035" (0.9 mm)	10 ft (3 m)	X210-3035	1020-1612
	12 ft (3.6 m)	X212-4045	1020-1622
Up To .045" (1.2 mm)	15 ft (4.6 m)	X215-4045	1020-1623


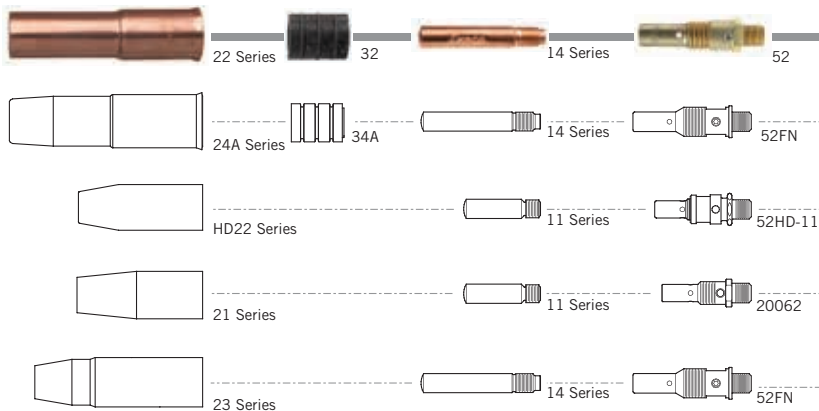
Miller® Style Rear Connector

Wire Size	Length	Part No.	Stock No.
Up To .035" (0.9 mm)	10 ft (3 m)	M210-3035	1020-1130
	12 ft (3.6 m)	M212-3035	1020-1132
	15 ft (4.6 m)	M215-3035	1020-1134
Up To .045" (1.2 mm)	10 ft (3 m)	M210-4045	1020-1131
	12 ft (3.6 m)	M212-4045	1020-1133
	15 ft (4.6 m)	M215-4045	1020-1135
	15 ft (4.6 m)	M215-4045K4**	1020-1661

** Suffix "K4" = Knucklehead Conductor Tube – Part No. 62SFLX4-80 (Stock No. 1620-1106)

Flexible Knucklehead™

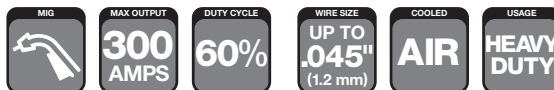
Amp/Model	Bend Angle	Stand Cons.	Part No.	Stock No.
No.2	60°	■	62SFLX3-60	1620-1105
	80°	■	62SFLX4-80	1620-1106



Rated Output			Wire Size	Cooled	Application Usage
Amps	Duty Cycle	Gas			
200 Amps	60%	CO ₂ Carbon Dioxide	Up To .045" (1.2 mm)	Air	Medium Duty Fabrication

EASY FIND
EASY FIND GUIDE
See Page 33 & 34 for Replacement Parts & Optional Accessories

Miller is a registered trademark of Illinois Tool Works, Inc. Lincoln is a registered trademark of Lincoln Electric Co. The aforementioned registered trademarks are in no way affiliated with Tweco. Tweco is registered trademark of ESAB.



Classic® No. 3 300 Amp MIG Gun



60% Duty Cycle - CO₂ Carbon Dioxide
 Suitable for Medium/Heavy Duty Fabrication.

WELDING PROCESSES:
 MIG (GMAW), Aluminum (GMAW)

Standard Options Include:

- Rear Connector
- Standard Conductor Tube – Part No. 63J-60 (Stock No. 1630-1111) on all guns up to 15 ft (4.6 m)
- Part No. 63J-45 (Stock No. 1630-1110) on all guns over 15 ft (4.6 m)
- Conduit Liner – 44 Series

Tweco® Style Rear Connector

Adapter kits are available to fit Tweco rear connection to most wire feeders

Wire Size	Length	Part No.	Stock No.
Up To .045" (1.2 mm)	10 ft (3 m)	310-3545	1030-1101
	12 ft (3.6 m)	312-3545	1030-1102
	15 ft (4.6 m)	315-3545	1030-1103
	20 ft (6.1 m)	320-3545	1030-1104
Up To 1/16" (1.6 mm)	25 ft (7.6 m)	325-3545	1030-1105
	15 ft (4.6 m)	315-116	1030-1113
	25 ft (7.6 m)	325-116	1030-1115

Wire Size	Length	Part No.	Stock No.
Up To .045" (1.2 mm)	10 ft (3 m)	L310-3545	1030-1140
	12 ft (3.6 m)	L312-3545	1030-1143
	15 ft (4.6 m)	L315-3545	1030-1146

Some Lincoln wire feeders are assembled with their K1500-2 gun receiving bushing that will accept Tweco Style MIG Guns direct from the factory. Control wire Part No. MS354-DSLJ (Stock No. 2060-2137) must be ordered separately.

Euro-Kwik Style Rear Connector

Wire Size	Length	Part No.	Stock No.
Up To .045" (1.2 mm)	10 ft (3 m)	X310-3545	1030-1601
	12 ft (3.6 m)	X312-3545	1030-1602

Miller® Style Rear Connector

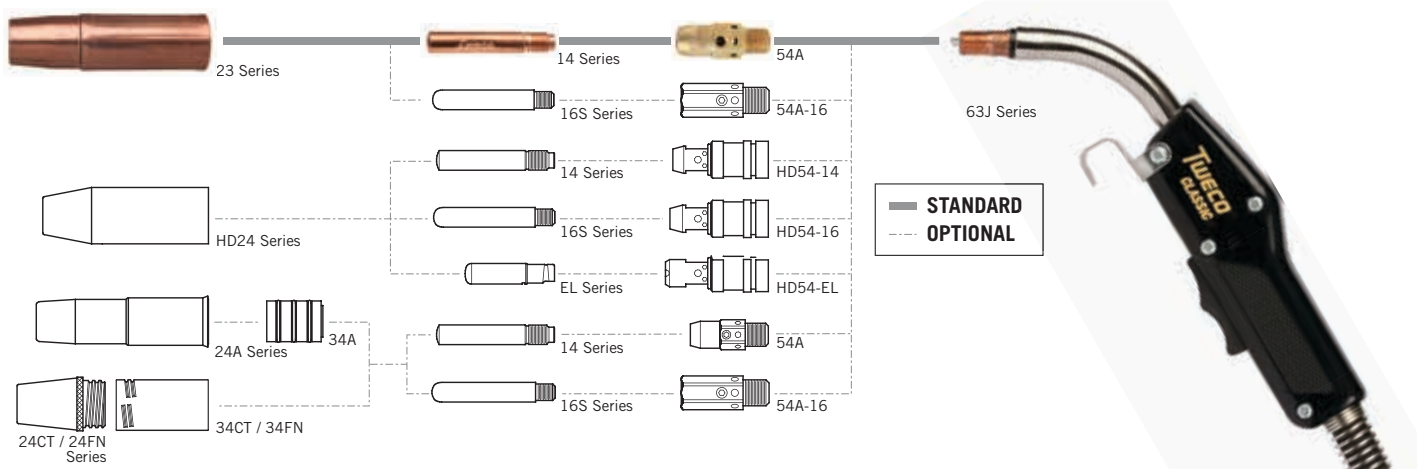
Wire Size	Length	Part No.	Stock No.
Up To .045" (1.2 mm)	10 ft (3 m)	M310-3545	1030-1130
	12 ft (3.6 m)	M312-3545	1030-1133
	15 ft (4.6 m)	M315-3545	1030-1136
Up To 1/16" (1.6 mm)	15 ft (4.6 m)	M315-116	1030-1137

Flexible Knucklehead™

Amp/ Model	Bend Angle	Stand Cons.	Part No.	Stock No.
No.3	60°	▪	64SFLX3-60	1640-1112

Lincoln® Style Rear Connector

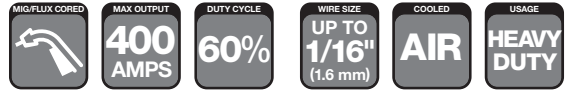
Fits Lincoln LN7, 8, 9, SP200



Rated Output			Wire Size	Cooled	Application Usage
Amps	Duty Cycle	Gas			
300 Amps	60%	CO ₂ Carbon Dioxide	Up To 1/16" (1.6 mm)	Air	Medium/Heavy Duty Fabrication

EASY FIND EASY FIND GUIDE
 See Page 33 & 34 for Replacement Parts & Optional Accessories

Miller is a registered trademark of Illinois Tool Works, Inc. Lincoln is a registered trademark of Lincoln Electric Co. The aforementioned registered trademarks are in no way affiliated with Tweco. Tweco is registered trademark of ESAB.



Classic® No. 4 400 Amp MIG Gun



60% Duty Cycle - CO₂ Carbon Dioxide
Suitable for Heavy Duty Fabrication.

WELDING PROCESSES:
MIG (GMAW), Flux Cored (FCAW),
Aluminum (GMAW)

Standard Options Include:

- Dual Schedule On/Off Control, Rear Connector and Knucklehead™ Flexible Conductor Tube
- Standard Conductor Tube – Part No. 64J-60 (Stock No. 1640-1106) on all guns up to 15 ft (4.6 m)
- Part No. 64J-45 (Stock No. 1640-1105) on all guns over 15 ft (4.6 m)
- Conduit Liner – 44 Series

MIG GUNS

Tweco® Style Rear Connector

Adapter kits are available to fit Tweco rear connection to most wire feeders

Wire Size	Length	Part No.	Stock No.
Up To .035" (0.9 mm)	10 ft (3 m)	410-3545	1040-1101
	12 ft (3.6 m)	412-3545	1040-1102
	15 ft (4.6 m)	415-3545	1040-1103
	15 ft (4.6 m)	DS415-3545	1040-1503
	20 ft (6.1 m)	420-3545	1040-1104
	25 ft (7.6 m)	425-3545	1040-1105
Up To .045" (1.2 mm)	10 ft (3 m)	410-116	1040-1111
	12 ft (3.6 m)	412-116	1040-1112
	15 ft (4.6 m)	415-116	1040-1113
	20 ft (6.1 m)	420-116	1040-1114
	25 ft (7.6 m)	425-116	1040-1115
1/16" (1.6 mm)	15 ft (4.6 m)	DS420-116	1040-1514
5/64" (2.0 mm)	15 ft (4.6 m)	415-564	1040-1123

Lincoln® Style Rear Connector

Fits Lincoln LN7, 8, 9, SP200

Wire Size	Length	Part No.	Stock No.
Up To .035" (0.9 mm)	10 ft (3 m)	L410-3545	1040-1140
	12 ft (3.6 m)	L412-3545	1040-1143
	15 ft (4.6 m)	L415-3545	1040-1146
	15 ft (4.6 m)	L415-3545K4	1040-1689
Up To 1/16" (1.6 mm)	10 ft (3 m)	L410-116	1040-1141
	12 ft (3.6 m)	L412-116	1040-1144
	15 ft (4.6 m)	L415-116	1040-1147

Some Lincoln wire feeders are assembled with their K1500-2 gun receiving bushing that will accept Tweco Style MIG Guns direct from the factory. Control wire Part No. MS354-DSLJ (Stock No. 2060-2137) must be ordered separately.

Euro-Kwik Style Rear Connector

Wire Size	Length	Part No.	Stock No.
Up To .045" (1.2 mm)	12 ft (3.6 m)	X412-3545	1040-1602
	15 ft (4.6 m)	X415-3545	1040-1603
	25 ft (7.6 m)	X425-3545	1040-1605
Up To 1/16" (1.6 mm)	15 ft (4.6 m)	X415-116	1040-1613

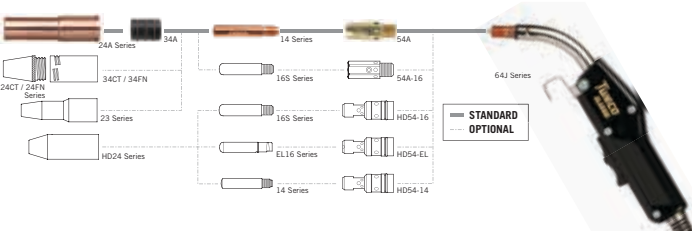
Suffix "K4" = Knucklehead Conductor Tube – Part No. 64SFLX4-80 (Stock No. 1640-1113);
Prefix "DS" = Dual Schedule

Miller® Style Rear Connector

Wire Size	Length	Part No.	Stock No.
Up To .035" (0.9 mm)	10 ft (3 m)	M410-3545	1040-1130
	12 ft (3.6 m)	M412-3545	1040-1133
	15 ft (4.6 m)	M415-3545	1040-1136
	15 ft (4.6 m)	M415-3545K4	1040-1688
	20 ft (6.1 m)	M420-3545	1040-1126
Up To .045" (1.2 mm)	25 ft (7.6 m)	M425-3545	1040-1129
	10 ft (3 m)	M410-116	1040-1131
	12 ft (3.6 m)	M412-116	1040-1134
	15 ft (4.6 m)	M415-116	1040-1137
	20 ft (6.1 m)	M420-116	1040-1127
5/64" (2.0 mm)	25 ft (7.6 m)	M425-116	1040-1128
	15 ft (4.6 m)	M415-564	1040-1138

Flexible Knucklehead™

Amp/Model	Bend Angle	Stand Cons.	Long Reach	Part No.	Stock No.
No.4	60°	■		64SFLX3-60	1640-1113
	60°	■	■	64SFLX3-60LR	1640-1121
	80°	■	■	64SFLX4-80LR	1640-1122



Rated Output			Wire Size	Cooled	Application Usage
Amps	Duty Cycle	Gas			
400 Amps	60%	CO ₂ Carbon Dioxide	Up To 5/16" (2.0 mm)	Air	Heavy Duty Fabrication



Miller is a registered trademark of Illinois Tool Works, Inc. Lincoln is a registered trademark of Lincoln Electric Co. The aforementioned registered trademarks are in no way affiliated with Tweco. Tweco is registered trademark of ESAB.

Classic® No.5 500 Amp MIG Gun

--	--	--	--	--	--



60% Duty Cycle - CO₂ Carbon Dioxide

Suitable for Heavy Duty Fabrication.

WELDING PROCESSES:
MIG (GMAW), Flux Cored (FCAW),
Aluminum (GMAW)

Standard Options Include:

- Dual Schedule On/Off Control, Locking Trigger & Rear Connector
- Standard Conductor Tube – Part No. 65J-60 (Stock No.1650-1111) on all guns up to 15ft (4.6 m)
- Part No. 65J-45 (Stock No. 1650-1110) on all guns over 15ft (4.6 m)
- Conduit Liner – 45 Series

Tweco® Style Rear Connector

Adapter kits are available to fit Tweco rear connection to most wire feeders

Wire Size	Length	Part No.	Stock No.
Up To 1/16" (1.6 mm)	15 ft (4.6 m)	515-116	1050-1113
	25 ft (7.6 m)	525-116	1050-1115
Up To 3/32" (2.4 mm)	10 ft (3 m)	510-332	1050-1131
	15 ft (4.6 m)	515-332	1050-1133

Lincoln® Style Rear Connector

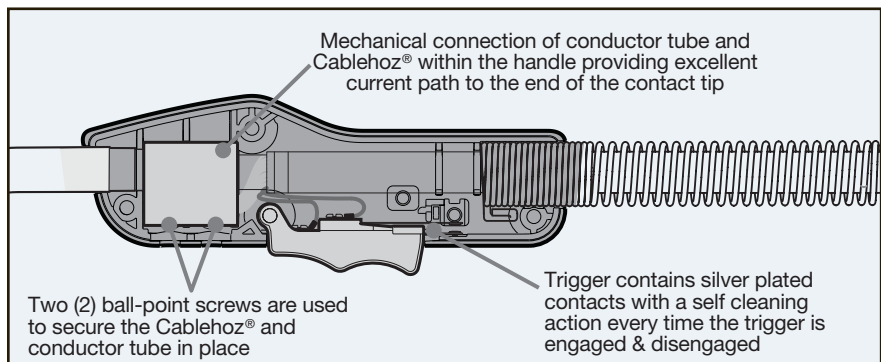
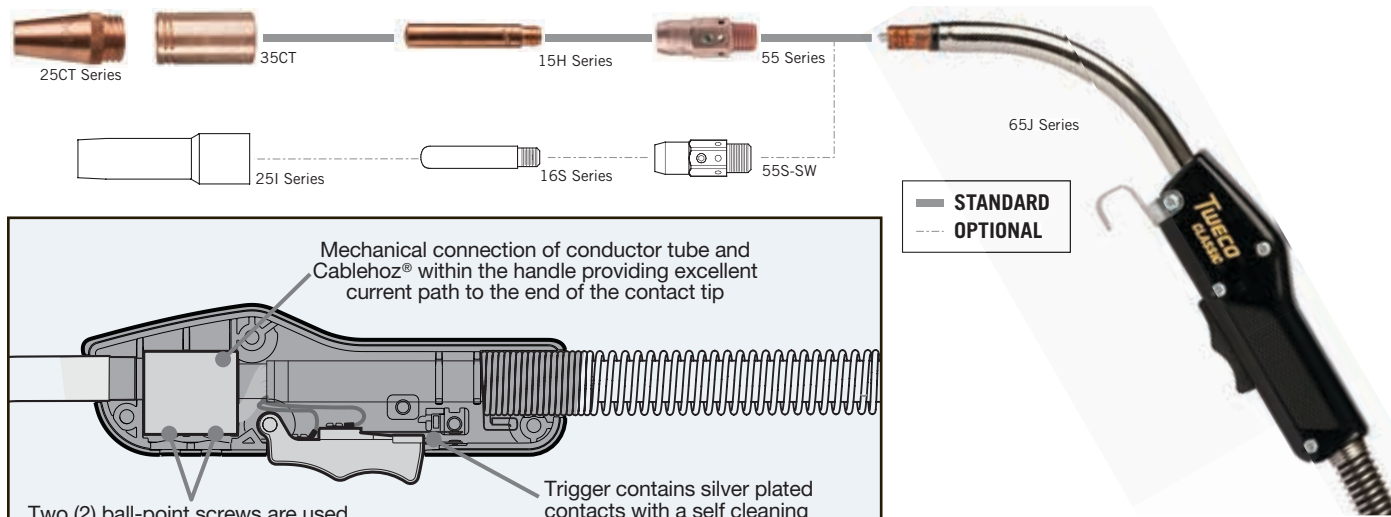
Fits Lincoln LN7, 8, 9, SP200

Wire Size	Length	Part No.	Stock No.
Up To 3/32" (2.4 mm)	15 ft (4.6 m)	L515-332	1050-1642

Some Lincoln wire feeders are assembled with their K1500-2 gun receiving bushing that will accept Tweco Style MIG Guns direct from the factory. Control wire Part No. MS354-DSLJ (Stock No. 2060-2137) Must be ordered separately.

Miller® Style Rear Connector

Wire Size	Length	Part No.	Stock No.
Up To 1/16" (1.6 mm)	15 ft (4.6 m)	M515-116	1050-1173
Up To 3/32" (2.4 mm)	15 ft (4.6 m)	M515-332	1050-1175



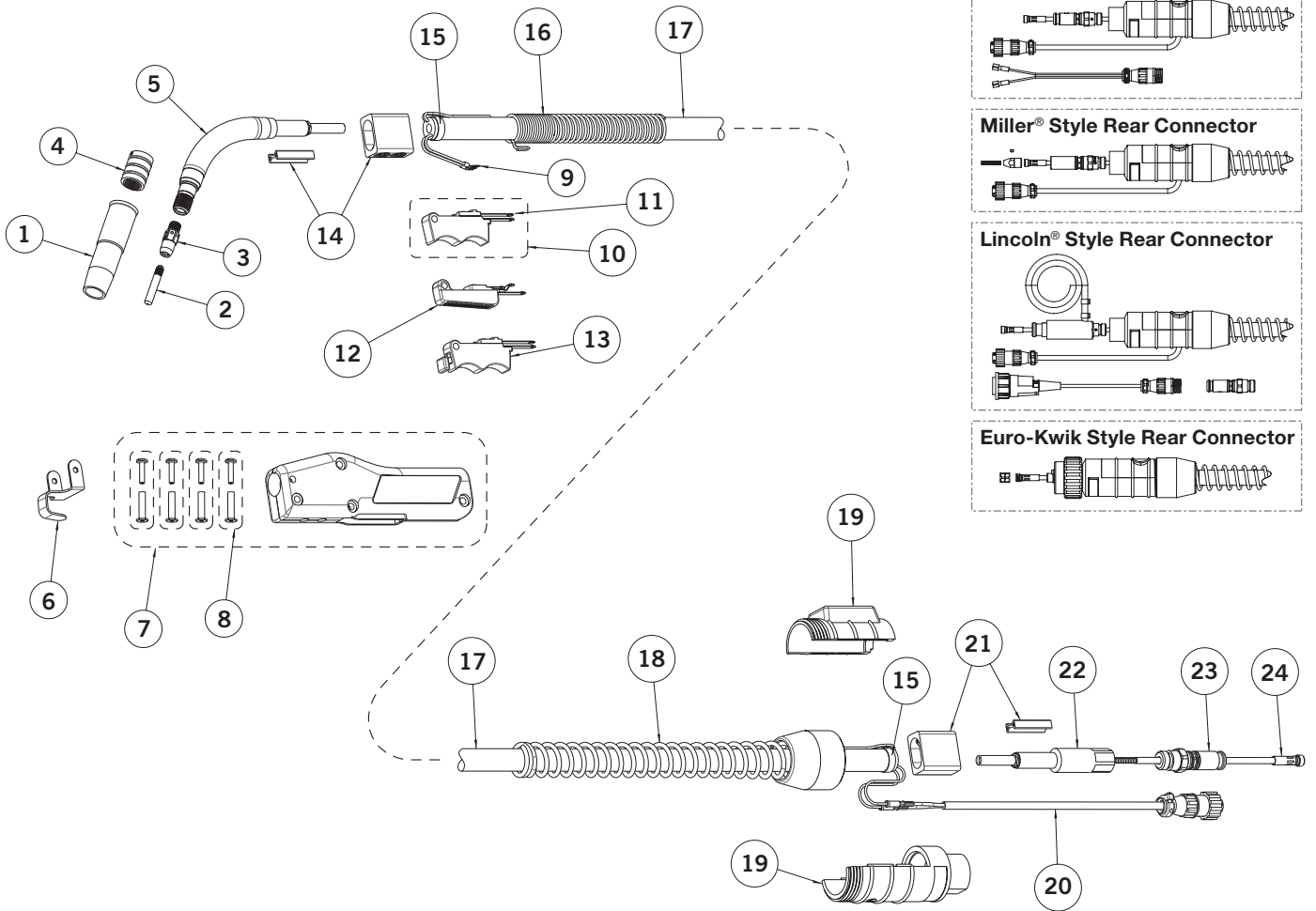
Rated Output			Wire Size	Cooled	Application Usage
Amps	Duty Cycle	Gas			
500 Amps	60%	CO ₂ Carbon Dioxide	Up To 3/32" (2.4 mm)	Air	Heavy Duty Fabrication

EASY FIND EASY FIND GUIDE
See Page 33 & 34 for Replacement Parts & Optional Accessories

Miller is a registered trademark of Illinois Tool Works, Inc. Lincoln is a registered trademark of Lincoln Electric Co. The aforementioned registered trademarks are in no way affiliated with Tweco. Tweco is registered trademark of ESAB.

Classic® No. Series Replacement Parts

MIG GUNS



Classic® No. Series Replacement Parts

MIG GUNS

#	Description	Classic No. 1	Classic No. 2	Classic No. 3	Classic No. 4	Classic No. 5
		Part No./ Stock No.	Part No./ Stock No.	Part No./ Stock No.	Part No./ Stock No.	Part No./ Stock No.
1	Nozzle	21 Series	22 Series	23 Series	24A Series	25CT Series w/ 35CT Base
2	Contact Tip	11 Series	14 Series	14 Series	14 Series	15H Series
3	Diffuser	51	52	54A	54A	55 Series
4	Nozzle Insulator	--	32	--	34A	--
5	Conductor Tube	61 Series	62J Series	63J Series	64J Series	65J Series
6	Gun Hanger	152 2020-2152	152 2020-2152	152 2020-2152	154B 2040-2156	154B 2040-2156
7	Handle (Standard)	81 2010-2081	83RC 2030-2084	83RC 2030-2084	84RC 2040-2087	85RC 2050-2088
	Handle (Dual Schedule)	--	--	--	84RC-DS 2040-2088	--
8	Binder Posts & Screws	122FM 2020-2122	122FM 2020-2122	122FM 2020-2122	124FM 2040-2124	124FM 2040-2124
9	Trigger Control Wire Terminal (Standard - 2 ea.)	244DS 2040-2245	244 2040-2224	244 2040-2224	244 2040-2224	244 2040-2224
	Trigger Control Wire Terminal (Dual Schedule - 4 ea.)	--	--	--	244LK 2040-2246	--
10	Trigger Assembly (Standard)	91 2010-2091	92RR 2020-2093	92RR 2020-2093	94RR 2040-2098	94RR 2040-2098
11	Trigger Blades	91C 2010-2093	94RC 2040-2100	94RC 2040-2100	94RC 2040-2100	94RC 2040-2100
12	Trigger Assembly (Dual Schedule)	--	--	--	94RDS 2040-2101	94RDS 2040-2101
13	Trigger Assembly (Locking)	--	--	--	94R-L 2040-2102	94R-L 2040-2102
14	Front Cable Connector	101R 2010-2103	102 2020-2102	102 2020-2102	104 2040-2104	104 2040-2104
15	Cable Clamp	136 2060-2690	136 2060-2690	136 2060-2690	136 2060-2690	136 2060-2690
16	Front Strain Relief Spring	141-6-SPR 2010-2143	142-6-SPR 2020-2144	142-6-SPR 2020-2144	144-6-SPR 2040-2146	145-6-SPR 2050-2147
17	Cablehoz®	200 1720-2100	200 1720-2100	300 1730-2100	400 1740-2100	500 1750-2100
18	Rear Strain Relief Spring	235RSSR 2060-2035	235RSSR 2060-2035	235RSSR 2060-2035	235RSSR 2060-2035	235RSSR 2060-2035
19	Rear Case (Direct Plug)	R6RC 2060-2040	R6RC 2060-2040	R6RC 2060-2040	R6RC 2060-2040	R6RC 2060-2040
	Rear Case (Euro)	X6RC 2060-2006	X6RC 2060-2006	X6RC 2060-2006	X6RC 2060-2006	X6RC 2060-2006
20	Control Wire (Standard)	MS354-DSM 2060-2140	MS354-DSM 2060-2140	MS354-DSM 2060-2140	MS354-DSM 2060-2140	MS354-DSM 2060-2140
	Control Wire (Dual Schedule)	194DS 2040-2195	194DS 2040-2195	194DS 2040-2195	194DS 2040-2195	194DS 2040-2195
21	Rear Cable Connector (Direct Plug)	104 2040-2104	104 2040-2104	104 2040-2104	104 2040-2104	104 2040-2104
	Rear Cable Connector (Euro)	172X-M 2020-2181	172X-M 2020-2181	174X-M 2040-2181	174X-M 2040-2181	--
22	Adapter (Direct Plug)	M170-2H 2020-2165	M170-2H 2020-2165	M170-4H 2020-2166	M170-4H 2020-2166	M170-5H 2020-2167
NS	Repair/Conversion Kits	--	83R-CK 2030-2085	83R-CK 2030-2085	84R-CK 2040-2089	85R-CK 2050-2089
23	Connector Plug	Refer to Pages 87-88				
24	Conduit Assembly	Refer to Pages 125-128				
NS	Protective Cable Wrap, 50 ft (15.2 m) per box	TCR50 9900-1150				

VELOCITY2 CLASSIC® NO. MIG GUN SERIES

FEATURES

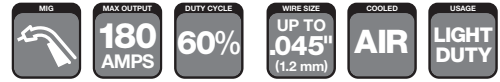
- **THE INDUSTRY STANDARD** for over 40 years
- **INCORPORATING VELOCITY2 CONSUMABLES** with new ground breaking innovation inspired by welders for welders
- **SOLID COPPER CONDUCTOR PATH** with fewer connections for optimized electrical surface contact
- **FEWER CONSUMABLES PARTS** means less complexity and lower cost of ownership
- **GAS PORTED VELOCITY2 CONTACT TIPS** stay cooler and last longer
- **EASY TO USE VELOCITY2 TIPS** eliminates threads and requires no tools
- **TIPS CAN BE ROTATED** to prolong life requiring fewer changes
- **EXCELLENT WIRE FEED** ability with centered liner with the conduit liner fitting inside the tip
- **SUPERIOR WELDING PERFORMANCE** from a smoother, more stable arc
- **LARGE COPPER TO COPPER** surface contact for superior thermal and electrical efficiency
- **PROVEN CONTACT TIP LIFE IMPROVEMENTS** with Short Arc Solid Wire 2 to 3 times life, Spray Transfer 4 to 5 times life and Gas Shielded Flux Core 8 to 10 times life

VELOCITY2
CLASSIC NO.
MIG GUN SERIES

		VELOCITY2 Classic No. 1	VELOCITY2 Classic No. 2	VELOCITY2 Classic No. 3	VELOCITY2 Classic No. 4	VELOCITY2 Classic No. 5
Applications		Light Duty Fabrication	Medium Duty Fabrication	Med/Heavy Duty Fabrication	Med/Heavy Duty Fabrication	Heavy Duty Fabrication
Standard Options	Dual Schedule				■	
	Rear Connector	■	■	■	■	■
	Knucklehead™ Flexible Conductor Tube		■		■	
Output Current		180 Amps	200 Amps	300 Amps	400 Amps	500 Amps
Duty Cycle–CO₂		60%	60%	60%	60%	60%
Wire Diameter		Up to .045" (1.2 mm)	Up to . 045" (1.2 mm)	Up to 1/16" (1.6 mm)	Up to 5/64" (2.0 mm)	Up to 3/32" (2.4 mm)
Process	MIG	■	■	■	■	■
	Aluminum	■	■	■	■	
	Flux Cored Gas Shielded				■	■
	Flux Cored Self Shielded					■

For Special MIG gun configurations, including special consumables, please contact Tech Service and Support.





VELOCITY2 CLASSIC® NO. 1

180 AMP MIG GUN



60% Duty Cycle—CO₂ Carbon Dioxide
Suitable for Light Duty Fabrication.

WELDING PROCESSES:
MIG (GMAW), Aluminum (GMAW)

Standard Options Include:

- Rear Connector
- Standard Conductor Tube - Part No. 61-60 (Stock No. 1610-1102) Part No. VA61-60 (Stock No. 1010-1105) Light Duty VELOCITY2 Adapter (Must be ordered separately)
- Conduit Liner—42 Series

Tweco® Style Rear Connector

Adapter kits are available to fit Tweco rear connection to most wire feeders

WIRE SIZE	LENGTH	PART NO.	STOCK NO.
Up To .035" (0.9 mm)	12 ft (3.6 m)	V112-3035	1010-1115
	15 ft (4.6 m)	V115-3035	1010-1116
	20 ft (6.1 m)	V120-3035	1010-1117
Up To .045" (1.2 mm)	12 ft (3.6 m)	V112-4045	1010-1118
	15 ft (4.6 m)	V115-4045	1010-1119
	20 ft (6.1 m)	V120-4045	1010-1120

Lincoln® Style Rear Connector

Fits Lincoln LN7, 8, 9, SP200

WIRE SIZE	LENGTH	PART NO.	STOCK NO.
Up To .035" (0.9 mm)	15 ft (4.6 m)	VL115-3035	1010-1138

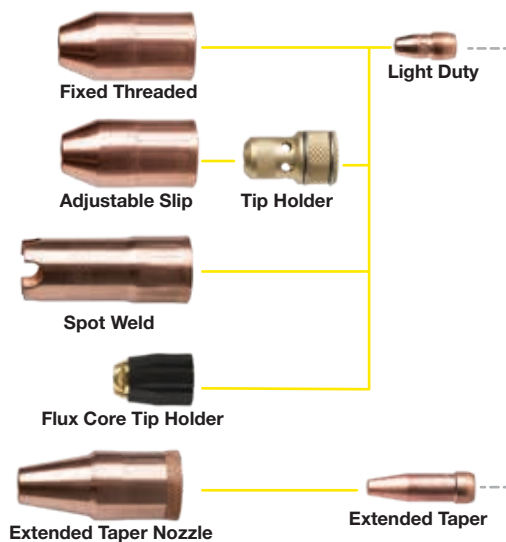
Some Lincoln wire feeders are assembled with their K1500-2 gun receiving bushing that will accept Tweco Style MIG Guns direct from the factory. Control wire Part No. MS354-DSLJ (Stock No. 2060-2137) must be ordered separately.

Euro-Kwik Style Rear Connector

WIRE SIZE	LENGTH	PART NO.	STOCK NO.
Up To .045" (1.2 mm)	10 ft (3 m)	VX110-4045	1010-1147
	12 ft (3.6 m)	VX112-4045	1010-1148
	15 ft (4.6 m)	VX115-4045	1010-1149

Miller® Style Rear Connector

WIRE SIZE	LENGTH	PART NO.	STOCK NO.
Up To .035" (0.9 mm)	10 ft (3 m)	VM110-3035	1010-1125
	12 ft (3.6 m)	VM112-3035	1010-1126
	15 ft (4.6 m)	VM115-3035	1010-1127



RATED OUTPUT			WIRE SIZE	COOLED	APPLICATION USAGE
Amps	Duty Cycle	Gas			
180 Amps	60%	CO ₂ Carbon Dioxide	Up To .045" (1.2 mm)	Air	Light Duty Fabrication









Miller is a registered trademark of Illinois Tool Works, Inc. Lincoln is a registered trademark of Lincoln Electric Co. The aforementioned registered trademarks are in no way affiliated with Tweco. Tweco is registered trademark of ESAB.

MIG GUNS

VELOCITY2 CLASSIC® NO. 2

200 AMP MIG GUN

 MIG	 MAX OUTPUT 200 AMPS	 DUTY CYCLE 60%	 WIRE SIZE UP TO .045" (1.2 mm)	 COOLED AIR	 USAGE MED. DUTY
----------------------------------------------------------------------------------------	----------------------------------------------------------------------------------------------------------------------	--------------------------------------------------------------------------------------------------------------	---------------------------------------------------------------------------------------------------------------------------------	----------------------------------------------------------------------------------------------------------	---------------------------------------------------------------------------------------------------------------

WELDING PROCESSES:

MIG (GMAW), Aluminum (GMAW)

Standard Options Include:

- Rear Connector and Knucklehead™ Flexible Conductor Tube
- Standard Conductor Tube—VCTLS6260 (Stock No. 1620-1375) on all guns up to 15 ft (4.6 m)
- VCTLS6245 (Stock No. 1620-1376) on all guns over 15 ft (4.6 m)
- Conduit Liner—42 Series



60% Duty Cycle—CO₂ Carbon Dioxide
Suitable for Medium Duty Fabrication.

Tweco® Style Rear Connector

Adapter kits are available to fit Tweco rear connection to most wire feeders

WIRE SIZE	LENGTH	PART NO.	STOCK NO.
Up To .035" (0.9 mm)	10 ft (3 m)	V210-3035	1020-1105
	12 ft (3.6 m)	V212-3035	1020-1106
	15 ft (4.6 m)	V215-3035	1020-1107
	20 ft (6.1 m)	V220-3035	1020-1108
Up To .045" (1.2 mm)	25 ft (7.6 m)	V225-3035	1020-1109
	10 ft (3 m)	V210-4045	1020-1117
	15 ft (4.6 m)	V215-4045	1020-1118
	25 ft (7.6 m)	V225-4045	1020-1119

Lincoln® Style Rear Connector

Fits Lincoln LN7, 8, 9, SP200

WIRE SIZE	LENGTH	PART NO.	STOCK NO.
Up To .035" (0.9 mm)	10 ft (3 m)	VL210-3035	1020-1147
	12 ft (3.6 m)	VL212-3035	1020-1148
	15 ft (4.6 m)	VL215-3035	1020-1149

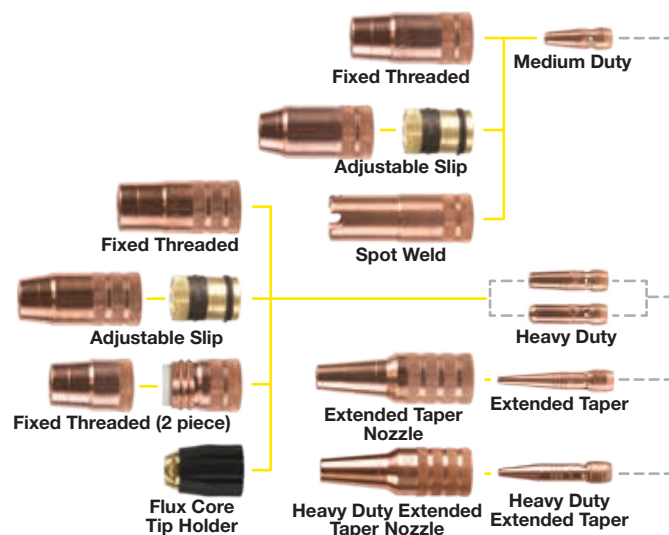
Some Lincoln wire feeders are assembled with their K1500-2 gun receiving bushing that will accept Tweco Style MIG Guns direct from the factory. Control wire Part No. MS354-DSLJ (Stock No. 2060-2137) must be ordered separately.

Euro-Kwik Style Rear Connector

WIRE SIZE	LENGTH	PART NO.	STOCK NO.
Up To .035" (0.9 mm)	12 ft (3.6 m)	VX212-3035	1020-1305
	10 ft (3 m)	VX210-4045	1020-1306
Up To .045" (1.2 mm)	12 ft (3.6 m)	VX212-4045	1020-1307
	15 ft (4.6 m)	VX215-4045	1020-1308

Miller® Style Rear Connector

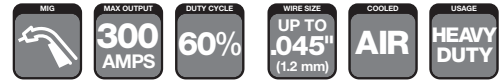
WIRE SIZE	LENGTH	PART NO.	STOCK NO.
Up To .035" (0.9 mm)	10 ft (3 m)	VM210-3035	1020-1128
	12 ft (3.6 m)	VM212-3035	1020-1129
	15 ft (4.6 m)	VM215-3035	1020-1136
Up To .045" (1.2 mm)	10 ft (3 m)	VM210-4045	1020-1137
	12 ft (3.6 m)	VM212-4045	1020-1138
	15 ft (4.6 m)	VM215-4045	1020-1139



RATED OUTPUT			WIRE SIZE	COOLED	APPLICATION USAGE
Amps	Duty Cycle	Gas			
200 Amps	60%	CO ₂ Carbon Dioxide	Up To .045" (1.2 mm)	Air	Medium Duty Fabrication

EASY FIND
EASY FIND GUIDE
See Page 42 & 43 for Replacement Parts & Optional Accessories

Miller is a registered trademark of Illinois Tool Works, Inc. Lincoln is a registered trademark of Lincoln Electric Co. The aforementioned registered trademarks are in no way affiliated with Tweco. Tweco is registered trademark of ESAB.



VELOCITY2 CLASSIC® NO. 3

300 AMP MIG GUN



60% Duty Cycle—CO₂ Carbon Dioxide
Suitable for Medium/Heavy Duty Fabrication.

WELDING PROCESSES:
MIG (GMAW), Aluminum (GMAW)

Standard Options Include:

- Rear Connector
- Standard Conductor Tube—VCTLS6360 (Stock No. 1630-1229) on all guns up to 15 ft (4.6 m)
- VCTLS6345 (Stock No. 1630-1230) on all guns over 15 ft (4.6 m)
- Conduit Liner—44 Series

Tweco® Style Rear Connector

Adapter kits are available to fit Tweco rear connection to most wire feeders

WIRE SIZE	LENGTH	PART NO.	STOCK NO.
Up To .045" (1.2 mm)	10 ft (3 m)	V310-3545	1030-1003
	12 ft (3.6 m)	V312-3545	1030-1004
	15 ft (4.6 m)	V315-3545	1030-1005
	20 ft (6.1 m)	V320-3545	1030-1006
	25 ft (7.6 m)	V325-3545	1030-1007
Up To 1/16" (1.6 mm)	12 ft (3.6 m)	V312-116	1030-1008
	15 ft (4.6 m)	V315-116	1030-1009
	25 ft (7.6 m)	V325-116	1030-1010

Lincoln® Style Rear Connector

Fits Lincoln LN7, 8, 9, SP200

WIRE SIZE	LENGTH	PART NO.	STOCK NO.
Up To .045" (1.2 mm)	10 ft (3 m)	VL310-3545	1030-1017
	12 ft (3.6 m)	VL312-3545	1030-1018
	15 ft (4.6 m)	VL315-3545	1030-1019

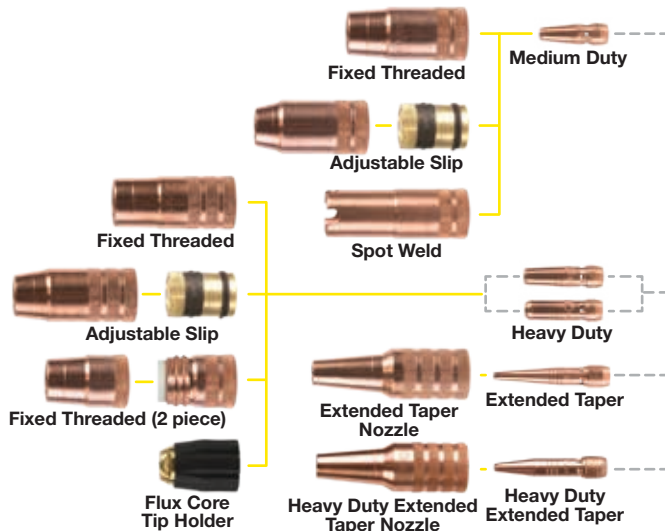
Some Lincoln wire feeders are assembled with their K1500-2 gun receiving bushing that will accept Tweco Style MIG Guns direct from the factory. Control wire Part No. MS354-DSLJ (Stock No. 2060-2137) must be ordered separately.

Euro-Kwik Style Rear Connector

WIRE SIZE	LENGTH	PART NO.	STOCK NO.
Up To .045" (1.2 mm)	10 ft (3 m)	VX310-3545	1030-1020
	12 ft (3.6 m)	VX312-3545	1030-1021
	15 ft (4.6 m)	VX315-3545	1030-1022
Up To 5/64" (2.0 mm)	15 ft (4.6 m)	VX315-564	1030-1023

Miller® Style Rear Connector

WIRE SIZE	LENGTH	PART NO.	STOCK NO.
Up To .045" (1.2 mm)	10 ft (3 m)	VM310-3545	1030-1013
	12 ft (3.6 m)	VM312-3545	1030-1014
	15 ft (4.6 m)	VM315-3545	1030-1015
Up To 1/16" (1.6 mm)	15 ft (4.6 m)	VM315-116	1030-1016



RATED OUTPUT			WIRE SIZE	COOLED	APPLICATION USAGE
Amps	Duty Cycle	Gas			
300 Amps	60%	CO ₂ Carbon Dioxide	Up To 1/16" (1.6 mm)	Air	Medium/Heavy Duty Fabrication

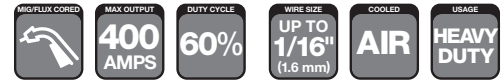


Miller is a registered trademark of Illinois Tool Works, Inc. Lincoln is a registered trademark of Lincoln Electric Co. The aforementioned registered trademarks are in no way affiliated with Tweco. Tweco is registered trademark of ESAB.

MIG GUNS

VELOCITY2 CLASSIC® NO. 4

400 AMP MIG GUN



WELDING PROCESSES:
MIG (GMAW), Flux Cored (FCAW),
Aluminum (GMAW)

Standard Options Include:

- Dual Schedule On/Off Control, Rear Connector and Knucklehead™ Flexible Conductor Tube
- Standard Conductor Tube—VCTLS6460 (Stock No. 1640-1400) on all guns up to 15 ft (4.6 m)
- VCTLS6445 (Stock No. 1640-1401) on all guns over 15 ft (4.6 m)
- Conduit Liner—44 Series



60% Duty Cycle—CO₂ Carbon Dioxide
 Suitable for Heavy Duty Fabrication.

Tweco® Style Rear Connector

Adapter kits are available to fit Tweco rear connection to most wire feeders

WIRE SIZE	LENGTH	PART NO.	STOCK NO.
Up To .045" (1.2 mm)	10 ft (3 m)	V410-3545	1040-1901
	12 ft (3.6 m)	V412-3545	1040-1902
	15 ft (4.6 m)	V415-3545	1040-1903
	15 ft (4.6 m)	VDS415-3545	1040-1904
	15 ft (4.6 m)	V415-3545K4**	1040-1905
	20 ft (6.1 m)	V420-3545	1040-1906
	25 ft (7.6 m)	V425-3545	1040-1907
Up To 1/16" (1.6 mm)	10 ft (3 m)	V410-116	1040-1908
	12 ft (3.6 m)	V412-116	1040-1909
	15 ft (4.6 m)	V415-116	1040-1900
	20 ft (6.1 m)	VDS420-116	1040-1911
5/64" (2.0 mm)	15 ft (4.6 m)	V415-564	1040-1912

Lincoln® Style Rear Connector

Fits Lincoln LN7, 8, 9, SP200

WIRE SIZE	LENGTH	PART NO.	STOCK NO.
Up To .035" (0.9 mm)	10 ft (3 m)	VL410-3545	1040-1927
	12 ft (3.6 m)	VL412-3545	1040-1928
	15 ft (4.6 m)	VL415-3545	1040-1929
	15 ft (4.6 m)	VL415-3545K4**	1040-1930
	15 ft (4.6 m)	VL415-116	1040-1932
Up To 1/16" (1.6 mm)	12 ft (3.6 m)	VL412-116	1040-1931
	15 ft (4.6 m)	VL415-116	1040-1932

Some Lincoln wire feeders are assembled with their K1500-2 gun receiving bushing that will accept Tweco Style MIG Guns direct from the factory. Control wire Part No. MS354-DSLJ (Stock No. 2060-2137) must be ordered separately.

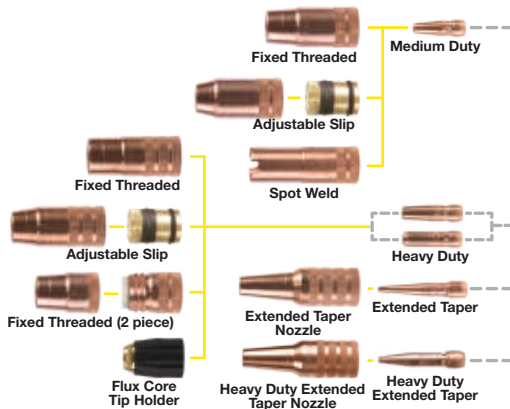
Miller® Style Rear Connector

WIRE SIZE	LENGTH	PART NO.	STOCK NO.
Up To .045" (1.2 mm)	10 ft (3 m)	VM410-3545	1040-1914
	12 ft (3.6 m)	VM412-3545	1040-1915
	15 ft (4.6 m)	VM415-3545	1040-1916
	15 ft (4.6 m)	VM415-3545K4**	1040-1917
	20 ft (6.1 m)	VM420-3545	1040-1918
	25 ft (7.6 m)	VM425-3545	1040-1919
Up To 1/16" (1.6 mm)	10 ft (3 m)	VM410-116	1040-1920
	12 ft (3.6 m)	VM412-116	1040-1921
	15 ft (4.6 m)	VM415-116	1040-1922
	20 ft (6.1 m)	VM420-116	1040-1923
	25 ft (7.6 m)	VM425-116	1040-1924
5/64" (2.0 mm)	15 ft (4.6 m)	VM415-564	1040-1925

Euro-Kwik Style Rear Connector

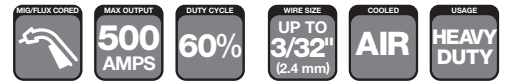
WIRE SIZE	LENGTH	PART NO.	STOCK NO.
Up To .045" (1.2 mm)	10 ft (3 m)	VX410-3545	1040-1934
	12 ft (3.6 m)	VX412-3545	1040-1935
	15 ft (4.6 m)	VX415-3545	1040-1936
	25 ft (7.6 m)	VX425-3545	1040-1937
Up To 1/16" (1.6 mm)	12 ft (3.6 m)	VX412-116	1040-1938
	15 ft (4.6 m)	VX415-116	1040-1939
5/64" (2.0 mm)	15 ft (4.6 m)	VX415-564	1040-1940

Suffix "K4" = Knucklehead Conductor Tube—Part No. V64SFLXC480 (Stock No. 1640-1124)
 Prefix "DS" = Dual Schedule



RATED OUTPUT			WIRE SIZE	COOLED	APPLICATION USAGE
Amps	Duty Cycle	Gas			
400 Amps	60%	CO ₂ Carbon Dioxide	Up To 1/16" (1.6 mm)	Air	Heavy Duty Fabrication





VELOCITY2 CLASSIC® NO. 5

500 AMP MIG GUN



60% Duty Cycle—CO₂ Carbon Dioxide
Suitable for Heavy Duty Fabrication.

WELDING PROCESSES:

MIG (GMAW), Flux Cored (FCAW), Aluminum (GMAW)

Standard Options Include:

- Dual Schedule On/Off Control, Locking Trigger & Rear Connector
- Standard Conductor Tube—VCTLS6660 (Stock No. 1660-1251) on all guns up to 15ft (4.6 m)
- VCTLS6645 (Stock No. 1660-1252) on all guns over 15ft (4.6 m)
- Conduit Liner—45 Series

Tweco® Style Rear Connector

Adapter kits are available to fit Tweco rear connection to most wire feeders

WIRE SIZE	LENGTH	PART NO.	STOCK NO.
Up To .045" (1.2 mm)	12 ft (3.6 m)	V512-3545	1050-1084
	15 ft (4.6 m)	V515-3545	1050-1085
Up To 1/16" (1.6 mm)	15 ft (4.6 m)	V515-116	1050-1086
	25 ft (7.6 m)	V525-116	1050-1087
Up To 3/32" (2.4 mm)	10 ft (3 m)	V510-332	1050-1088
	15 ft (4.6 m)	V515-332	1050-1089

Lincoln® Style Rear Connector

Fits Lincoln LN7, 8, 9, SP200

WIRE SIZE	LENGTH	PART NO.	STOCK NO.
Up To 3/32" (2.4 mm)	15 ft (4.6 m)	VL515-332	1050-1094

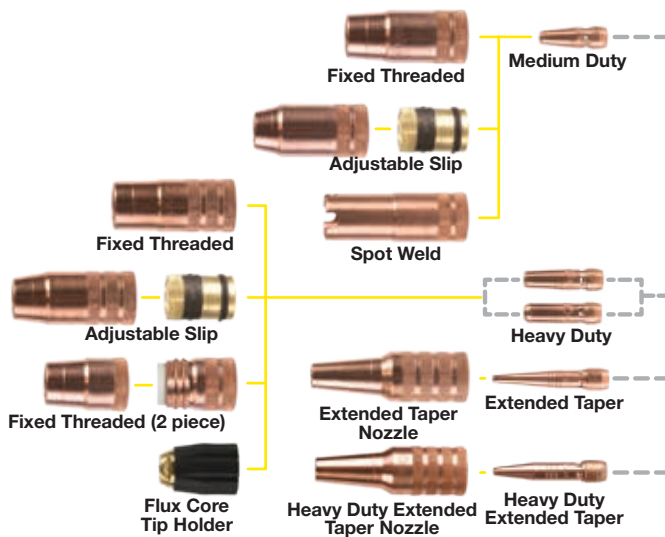
Some Lincoln wire feeders are assembled with their K1500-2 gun receiving bushing that will accept Tweco Style MIG Guns direct from the factory. Control wire Part No. MS354-DLSLJ (Stock No. 2060-2137) Must be ordered separately.

Miller® Style Rear Connector

WIRE SIZE	LENGTH	PART NO.	STOCK NO.
Up To 1/16" (1.6 mm)	15 ft (4.6 m)	VM515-116	1050-1091
Up To 3/32" (2.4 mm)	15 ft (4.6 m)	VM515-332	1050-1092

Euro-Kwik Style Rear Connector

WIRE SIZE	LENGTH	PART NO.	STOCK NO.
Up To 1/16" (1.6 mm)	15 ft (4.6 m)	VX515-116	1050-1096

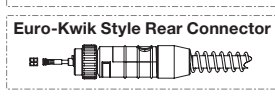
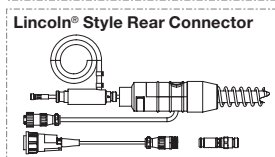
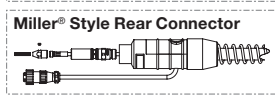
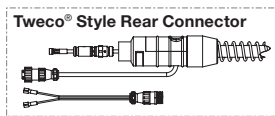
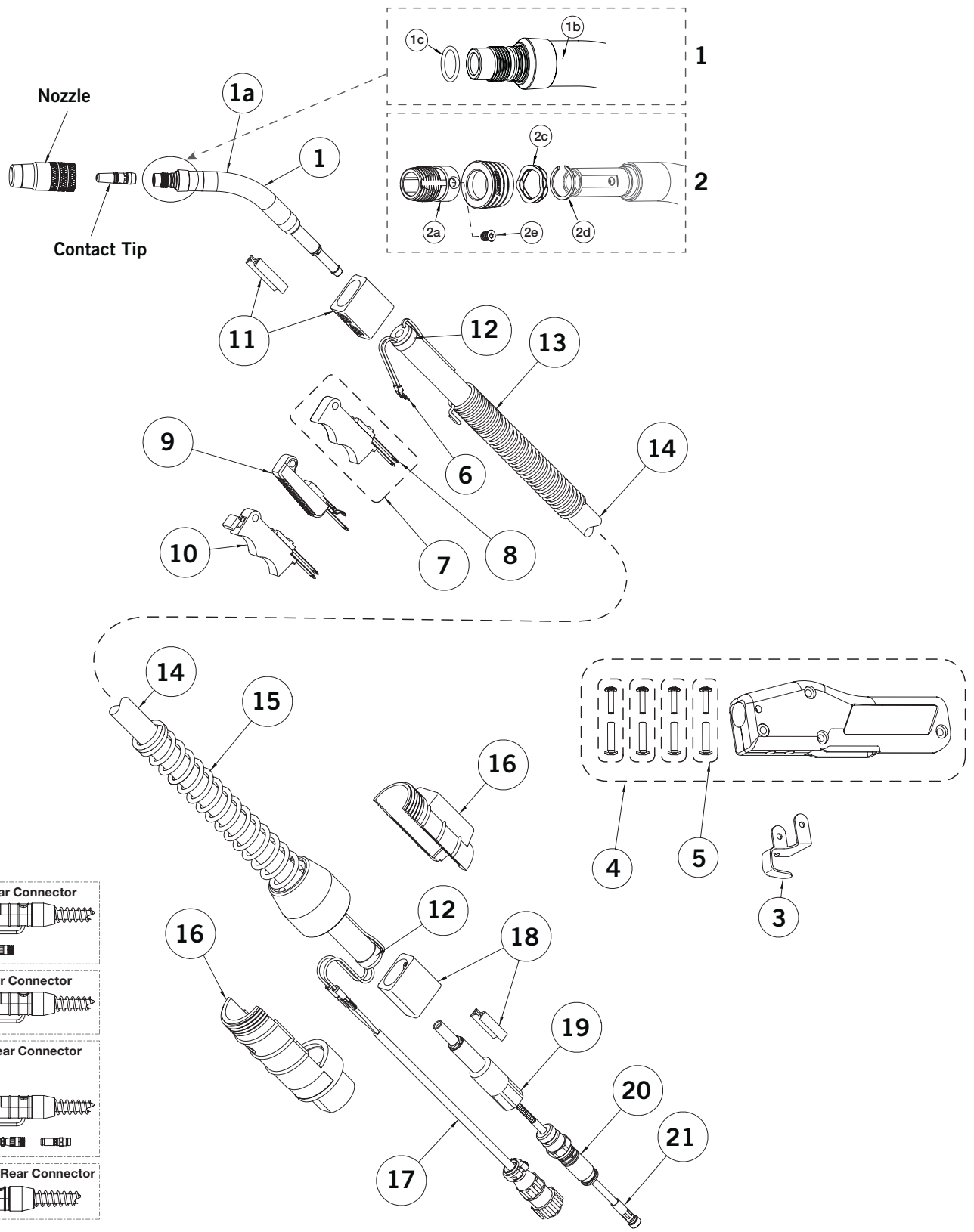


RATED OUTPUT			WIRE SIZE	COOLED	APPLICATION USAGE
Amps	Duty Cycle	Gas			
500 Amps	60%	CO ₂ Carbon Dioxide	Up To 3/32" (2.4 mm)	Air	Heavy Duty Fabrication



MIG GUNS

VELOCITY2 CLASSIC® NO. SERIES REPLACEMENT PARTS



Miller is a registered trademark of Illinois Tool Works, Inc. Lincoln is a registered trademark of Lincoln Electric Co. The aforementioned registered trademarks are in no way affiliated with Tweco. Tweco is registered trademark of ESAB.

VELOCITY2 CLASSIC® NO. SERIES REPLACEMENT PARTS

MIG GUNS

#	DESCRIPTION	VELOCITY2 CLASSIC NO. 1	VELOCITY2 CLASSIC NO. 2	VELOCITY2 CLASSIC NO. 3	VELOCITY2 CLASSIC NO. 4	VELOCITY2 CLASSIC NO. 5
		PART NO./ STOCK NO.	PART NO./ STOCK NO.	PART NO./ STOCK NO.	PART NO./ STOCK NO.	PART NO./ STOCK NO.
	Contact Tip	VTS Series	VTM Series	VTM Series	VTH Series	VTH Series
	Nozzle	VNS Series	VNM Series	VNM Series	VNH Series	VNH Series
1	60° VELOCITY2 Conductor Tube Assy.	61-60 1610-1102 VA61-60 1010-1105	VCTLS6260 1620-1375	VCTLS6360 1630-1229	VCTLS6460 1640-1400	VCTLS6660 1660-1251
	45° VELOCITY2 Conductor Tube Assy.	—	VCTLS6245 1620-1376	VCTLS6345 1630-1230	VCTLS6445 1640-1401	VCTLS6645 1660-1252
	80° VELOCITY2 Conductor Tube Assy.	—	VCTL6280 1620-1373	VCTL6380 1630-1227	VCTL6480 1640-1393	VCTL6680 1660-1241
	180° VELOCITY2 Conductor Tube Assy.	—	VCTL62180 1620-1374	VCTL63180 1630-1228	VCTL64180 1640-1394	VCTL66180 1660-1244
1a	Silicone Tubing (Sold/Foot)	VCTLJBLK 1640-1409				
1b	Insulator, VELOCITY2 Conductor Tube Assy.	VCTLSI 1640-1408				
1c	O-Ring (Pkg. Of 10 each)	VCTLS015 1640-1410				
2	60° VELOCITY2 Stainless Steel Conductor Tube Assy.	—	VCTL6260SS 1630-1231	VCTL6360SS 1630-1231	VCTL6460SS 1640-1401	VCTL6660SS 1660-1253
	45° VELOCITY2 Stainless Steel Conductor Tube Assy.	—	VCTL6245SS 1620-1378	VCTL6345SS 1630-1232	VCTL6445SS 1640-1407	VCTL6645SS 1660-1254
	KNUCKLEHEAD Conductor Tube Assy.	—	—	—	V64SFLXC360 1640-1123	—
2a	Threaded Stainless Sleeve	VCTL6SL 1640-1395				
2b	Nozzle Collar	VCTLSLK 1640-1398				
2c	Wave Spring	VCTLSPR 1640-1399				
2d	Wave Spring Retainer	PMA64RS 1640-1396				
2e	Sleeve Screw	VCT41CS 2040-2048				
3	Gun Hanger	152 2020-2152	152 2020-2152	152 2020-2152	154B 2040-2156	154B 2040-2156
4	Handle (Standard)	81 2010-2081	83RC 2030-2084	83RC 2030-2084	84RC 2040-2087	85RC 2050-2088
	Handle (Dual Schedule)	—	—	—	84RC-DS 2040-2088	—
5	Binder Posts & Screws	122FM 2020-2122	122FM 2020-2122	122FM 2020-2122	124FM 2040-2124	124FM 2040-2124
6	Trigger Control Wire Terminal (Standard—2 ea.)	244DS 2040-2245	244 2040-2244	244 2040-2244	244 2040-2244	244 2040-2244
	Trigger Control Wire Terminal (Dual Schedule—4 ea.)	—	—	—	244LK 2040-2246	—
7	Trigger Assembly (Standard)	91 2010-2091	92RR 2020-2093	92RR 2020-2093	94RR 2040-2098	94RR 2040-2098
8	Trigger Blades	91C 2010-2093	94RC 2040-2100	94RC 2040-2100	94RC 2040-2100	94RC 2040-2100
9	Trigger Assembly (Dual Schedule)	—	—	—	94RDS 2040-2101	94RDS 2040-2101
10	Trigger Assembly (Locking)	—	—	—	94R-L 2040-2102	94R-L 2040-2102
11	Front Cable Connector	101R 2010-2103	102 2020-2102	102 2020-2102	104 2040-2104	104 2040-2104
12	Cable Clamp	136 2060-2690	136 2060-2690	136 2060-2690	136 2060-2690	136 2060-2690
13	Front Strain Relief Spring	141-6-SPR 2010-2143	142-6-SPR 2020-2144	142-6-SPR 2020-2144	144-6-SPR 2040-2146	145-6-SPR 2050-2147
14	Cablehoz® (Sold by the Foot)	200 1720-2100	200 1720-2100	300 1730-2100	400 1740-2100	500 1750-2100
15	Rear Strain Relief Spring	235RSSR 2060-2035	235RSSR 2060-2035	235RSSR 2060-2035	235RSSR 2060-2035	235RSSR 2060-2035
16	Rear Case (Direct Plug)	R6RC 2060-2040	R6RC 2060-2040	R6RC 2060-2040	R6RC 2060-2040	R6RC 2060-2040
	Rear Case (Euro)	X6RC 2060-2006	X6RC 2060-2006	X6RC 2060-2006	X6RC 2060-2006	X6RC 2060-2006
17	Control Wire (Standard)	MS354-DSM 2060-2140	MS354-DSM 2060-2140	MS354-DSM 2060-2140	MS354-DSM 2060-2140	MS354-DSM 2060-2140
	Control Wire (Dual Schedule)	194DS 2040-2195	194DS 2040-2195	194DS 2040-2195	194DS 2040-2195	194DS 2040-2195
18	Rear Cable Connector (Direct Plug)	104 2040-2104	104 2040-2104	104 2040-2104	104 2040-2104	104 2040-2104
	Rear Cable Connector (Euro)	172X-M 2020-2181	172X-M 2020-2181	174X-M 2040-2181	174X-M 2040-2181	—
19	Adapter (Direct Plug)	M170-2H 2020-2165	M170-2H 2020-2165	M170-4H 2020-2166	M170-4H 2020-2166	M170-5H 2020-2167
NS	Repair/Conversion Kits	—	83R-CK 2030-2085	83R-CK 2030-2085	84R-CK 2040-2089	85R-CK 2050-2089
20	Connector Plug	Refer to Pages 87-88				
21	Conduit Assembly	Refer to Pages 125-128				
NS	Protective Cable Wrap, 50 ft (15.2 m) per box	TCR50 9900-1150				

*VA61-60 (Stock No. 1010-1105) is an adapter that threads into the standard Classic No. 1 series conductor tube to allow the VELOCITY2 consumable to be used

Miller is a registered trademark of Illinois Tool Works, Inc. Lincoln is a registered trademark of Lincoln Electric Co. The aforementioned registered trademarks are in no way affiliated with Tweco. Tweco is registered trademark of ESAB.

TWECO FUSION® MIG GUN SERIES

FEATURES

- **EASY TO MANEUVER** in various welding positions to reduce operator fatigue
- **RUGGED DESIGN** with steel spring strain relief—built tough to last
- **ERGONOMIC HANDLE DESIGN** with diamond pattern for better grip and greater operator appeal
- **IMPACT-RESISTANT HANDLE AND COMPONENTS** for long-lasting durability
- **MICROSWITCH TRIGGER** designed for dependability
- **OPTIMIZED ELECTRICAL SURFACE CONTACT** with improved arc stability
- **VELOCITY2 CONSUMABLES** for longer life and improved performance
- **EASY TO CHANGE VELOCITY2 TIPS**—no threads, no tools needed
- **FEWER CONSUMABLES PARTS** to replace resulting in lower cost of ownership
- **CONTACT TIPS** can be rotated to optimize life requiring fewer changes thus reducing cost of usage
- **SOLID COPPER CONDUCTOR PATH** with fewer connections
- **SMOOTH, STABLE ARC** for a superior welding performance
- **OPTIMIZED WIRE FEEDABILITY** with centered liner
- **BEST IN CLASS PERFORMANCE**



Tweco Fusion

MIG Gun Series

		TWECO FUSION 180
Applications		Light Duty Fabrication
Standard Options	Rear Connector	■
Output Current		180 Amps
Duty Cycle–CO₂		40%
Wire Diameter		Up to .035" (0.9 mm)
Process	MIG	■
	Aluminum	■

MIG GUNS



TWECO FUSION® 180 AMP MIG GUN

MIG	MAX OUTPUT 180 AMPS	DUTY CYCLE 40%	WIRE SIZE UP TO .035" (0.9 mm)	COOLED AIR	USAGE LIGHT DUTY
-----	----------------------------------	--------------------------	---------------------------------------------	----------------------	----------------------------



40% Duty Cycle—CO₂ Carbon Dioxide

Suitable for Light Duty Fabrication.

WELDING PROCESSES:

MIG (GMAW), Aluminum (GMAW)

Standard Options Include:

- High Performance VELOCITY2 Consumables and Rear Connector
- Conduit Liner—WS42 Series

Tweco® Style (4 Pin) Rear Connector

Adapter kits are available to fit Tweco rear connection to most wire feeders

WIRE SIZE	LENGTH	PART NO.	STOCK NO.
Up To .035" (0.9 mm)	12 ft (3.6 m)	F180T-12-3035	1017-1331

Tweco® Style (8 Pin) Rear Connector ESAB® Rebel™

WIRE SIZE	LENGTH	PART NO.	STOCK NO.
Up To .035" (0.9 mm)	10 ft (3 m)	F180TA-10-3035	1017-1338
	12 ft (3.6 m)	F180TA-12-3035	1017-1332

Miller® Style Rear Connector

WIRE SIZE	LENGTH	PART NO.	STOCK NO.
Up To .035" (0.9 mm)	12 ft (3.6 m)	F180M-12-3035	1017-1330

Lincoln® Style Rear Connector

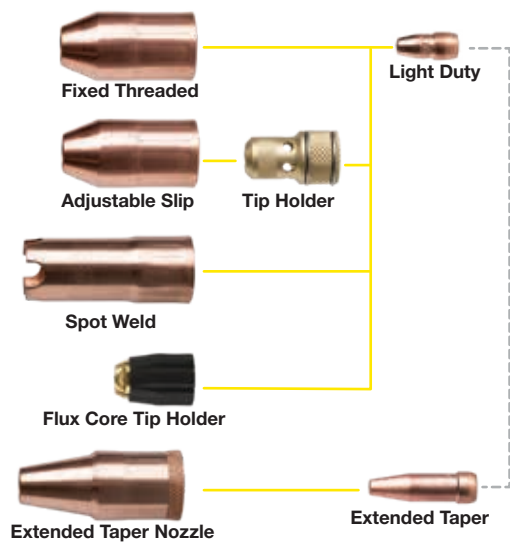
WIRE SIZE	LENGTH	PART NO.	STOCK NO.
Up To .035" (0.9 mm)	12 ft (3.6 m)	F180L-12-3035	1017-1329

Euro-Kwik Style Rear Connector

WIRE SIZE	LENGTH	PART NO.	STOCK NO.
Up To .035" (0.9 mm)	10 ft (3 m)	F180X-10-3035	1017-1335

Conduit Liner—WS42 Series

Note: Gun length is measured from the front case to the rear case +/-3".



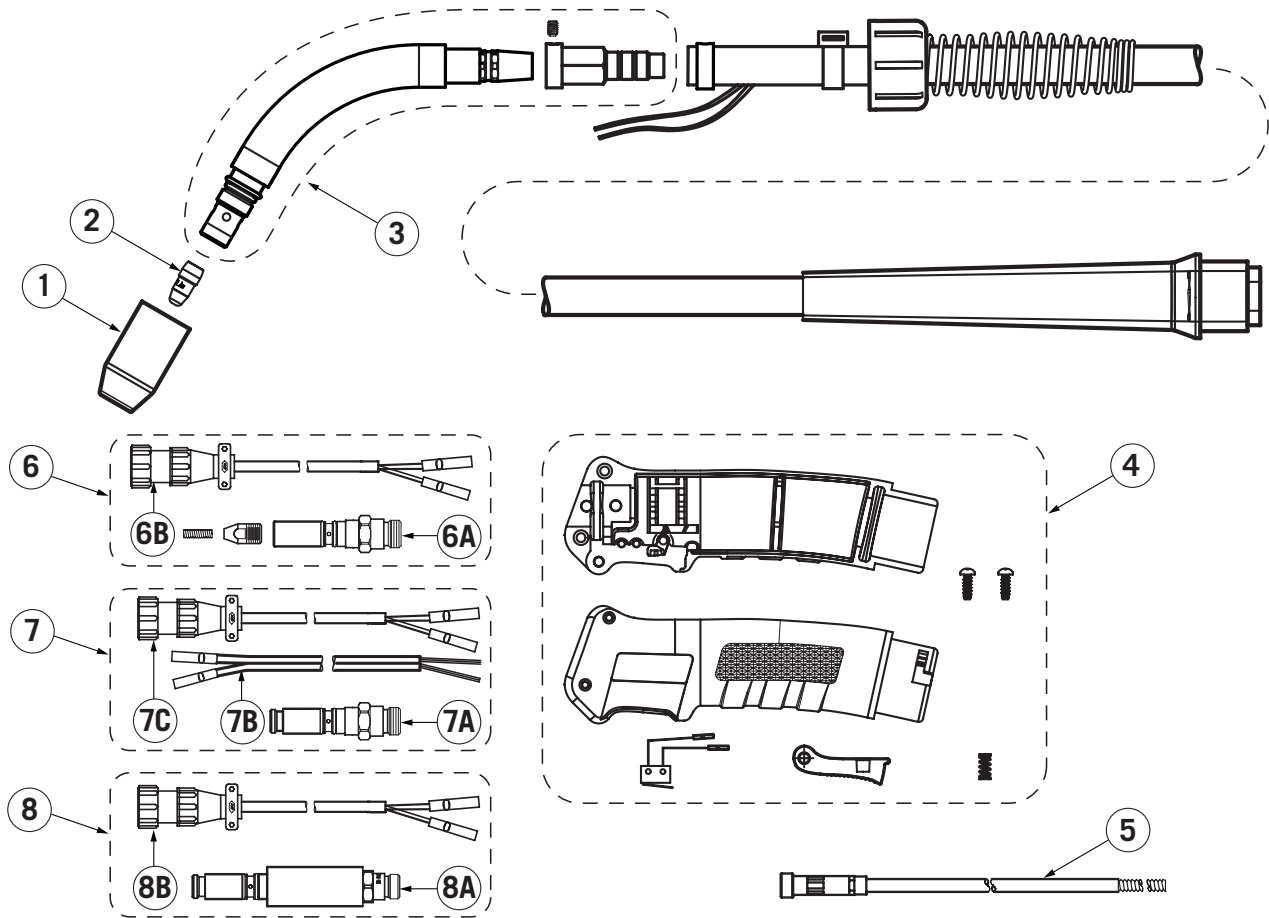
RATED OUTPUT			WIRE SIZE	COOLED	APPLICATION USAGE
Amps	Duty Cycle	Gas			
180 Amps	40%	CO ₂ Carbon Dioxide	Up To .035" (0.9 mm)	Air	Light Duty Fabrication

EASY FIND
EASY FIND GUIDE
See Page 47 for Replacement Parts & Optional Accessories

Miller is a registered trademark of Illinois Tool Works, Inc. Lincoln is a registered trademark of Lincoln Electric Co. The aforementioned registered trademarks are in no way affiliated with Tweco. Tweco is registered trademark of ESAB.

TWECO FUSION® 180 AMP MIG GUN REPLACEMENT PARTS

MIG GUNS



#	DESCRIPTION	PART NO.	STOCK NO.
1	VELOCITY2 Nozzle	Refer to Page 101	
2	VELOCITY2 Contact Tip	Refer to Page 101	
3	Conductor Tube Assembly	FVCTS-220-60	1620-1108
4	Handle / Trigger Repair Kit	F80	2020-2025
5	Conduit Assembly	WS42-3035-15	1420-1140
6A	Miller® Rear Connector	350-174MH	2035-2111
6B	Miller® & Lincoln® Control Wire & Plug	WM354-M	2030-2075
7A	Tweco® Rear Connector	350-174H	2035-2110
7B	Tweco® Control Wire & Plug	35K-350-1	2000-2352
7C	Thermal Arc® Control Wire	WS-354-TA-LC	2060-2141
8A	Lincoln® Rear Connector	350-174HXL	2035-2116
8B	Miller® & Lincoln® Control Wire & Plug	WM354-M	2030-2075

Miller is a registered trademark of Illinois Tool Works, Inc. Lincoln is a registered trademark of Lincoln Electric Co. The aforementioned registered trademarks are in no way affiliated with Tweco. Tweco is registered trademark of ESAB.

PulseMaster™ MIG Gun Series

FEATURES

- **“Smart” Capability** with digital display and one-touch, on-the-fly controls to adjust primary parameters such as welding current, material thickness, wire feed speed or arc length trim
- **Heavy Duty Cablehoz® and Conductor Tube** for better current capacity and lower heat in the front end
- **Ergonomic Impact-Resistant Handle** to reduce operator fatigue
- **Heavy Duty Design** for industrial application environments and long-lasting durability
- **Blade-Style Trigger Design** performs over 2 million cycles without failure
- **Multiple-Position Conductor Tube** for quick tool-free change and rotation
- **Increased Interface** between contact tip & gas diffuser improves electrical conductivity
- **High-Performance Cable** designed for pulse welding demands with smooth feed performance to reduce “bird nesting” and provide excellent flexibility
- **Twin-Pulse Mode** for the perfect weld bead
- **Heavy Duty Contact Tip and Diffuser** to act as “heat sink” in high heat applications
- **Improved Performance** with longer-life consumables

PulseMaster

MIG Gun Series

		PulseMaster 450 Amp
Applications		Heavy Duty Fabrication
Standard Options	Smart Capability	■
	Standard without "Smart" Capability	■
	Rear Connector	■
Output Current		450 Amps
Duty Cycle - Mixed Gases		60%
Wire Diameter		Up to .045" (1.2 mm)
Process	MIG	■
	Aluminum	■

For Special MIG gun configurations, including special consumables, please contact Tech Service and Support.



PulseMaster™ 450 Amp MIG Gun

MIG	MAX OUTPUT 450 AMPS	DUTY CYCLE 60%	WIRE SIZE UP TO .045" (1.2 mm)	COOLED AIR	USAGE HEAVY DUTY
-----	----------------------------------	--------------------------	---------------------------------------------	----------------------	----------------------------



Tweco® PulseMaster Smart MIG® Gun with digital display

Tweco PulseMaster Standard MIG Gun

60% Duty Cycle - Mixed Gases
Suitable for Heavy Duty Fabrication.

WELDING PROCESSES:
MIG (GMAW), Aluminum (GMAW)

Standard Options Include:

- Rear Connector
- Standard without “Smart” Capability but available with “Smart” Capability
- Standard Conductor Tube – Part No. PMA64EL-45 (Stock No. 1642-1130)
- Conduit Liner – 44 Series

Smart Gun *PulseMaster Smart MIG Guns are used only with Tweco® PowerMaster SP machines and are available with “Smart” Capability.*

Tweco® Style Rear Connector

Wire Size	Length	Part No.	Stock No.
Up To .045" (1.2 mm)	12 ft (3.6 m)	PMAS412-3545	1041-1510
	15 ft (4.6 m)	PMAS415-3545	1041-1511

Euro-Kwik Style Rear Connector


Wire Size	Length	Part No.	Stock No.
Up To .045" (1.2 mm)	12 ft (3.6 m)	PMAS412X-3545	1041-1515
	15 ft (4.6 m)	PMAS415X-3545	1041-1516

Standard Gun *PulseMaster MIG Guns are Standard without “Smart” Capability.*

Tweco® Style Rear Connector

Adapter kits are available to fit Tweco rear connection to most wire feeders

Wire Size	Length	Part No.	Stock No.
Up To .045" (1.2 mm)	12 ft (3.6 m)	PMA412-3545	1041-1500



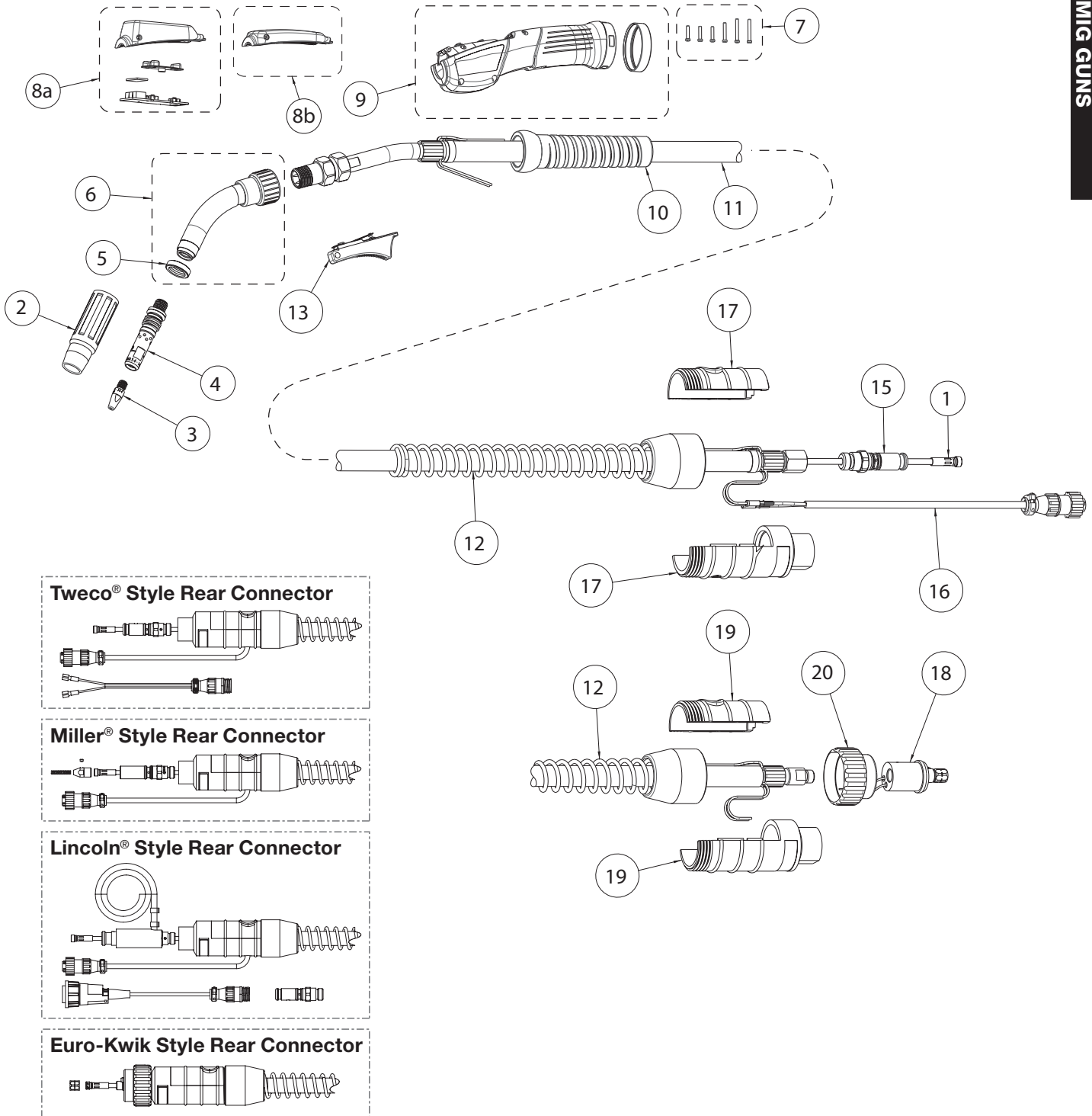
Rated Output			Wire Size	Cooled	Application Usage
Amps	Duty Cycle	Gas			
450 Amps	60%	Mixed	Up To .045" (1.2 mm)	Air	Heavy Duty Fabrication

EASY FIND EASY FIND GUIDE
See Page 51 & 52 for Replacement Parts & Optional Accessories

Miller is a registered trademark of Illinois Tool Works, Inc. Lincoln is a registered trademark of Lincoln Electric Co. The aforementioned registered trademarks are in no way affiliated with Tweco. Tweco is registered trademark of ESAB.

PulseMaster™ Series Replacement Parts

MIG GUNS



PulseMaster™ Series Replacement Parts

MIG GUNS

#	Description	Part No.	Stock No.
1	Conduit Assembly	Refer to Pages 125-128	
2	Nozzle	PMA24 Series	
3	Contact Tip	16PS Series	
4	Gas Diffuser used w/ 16PS Series Contact Tips	PMA54-16S	1543-1106
5	Nozzle Insulator	66J-3	1660-1836
6	Conductor Tube	PMA64EL Series	
7	Handle Screws w/T9 Star Head (12 mm, 16 mm, & 20 mm LG)	PMHSK	2060-2705
8a	Handle Housing w/ Smart Control Assembly	PM84-PCB-HK	2060-2706
8b	Handle Housing (Blank)	PM84-H	2060-2707
9	Large Handle Assembly w/ Retaining Ring	PM84	2060-2708
	Small Handle Assembly w/ Retaining Ring	PM83	2060-2715
10	Front Cable Support	--	--
11	Cablehoz® Assembly	--	--
12	Rear Cable Support	235RSSR	2060-2035
13	Trigger	PM94	2060-2712
15	Connector Plug	Refer to Pages 87-88	
16	Control Wire Plug	MS354-DSM	2060-2140
17	Rear Case	--	--
18	Euro-Kwik Rear Connector	174EX-1	2040-2276
19	Rear Case & Strain Relief (Euro)	X6RC	2060-2006
20	Connector Nut (Euro)	174X-2	2040-2177
NS	Protective Cable Wrap, 50 ft (15 m) per box	TCR50	9900-1150



Compact Eliminator® MIG Gun Series

FEATURES

- **Operator appeal** with ergonomic handle to reduce operator fatigue and extended trigger length to reduce radiated heat to welder's gloved hand
- **Field repairable** split-half handle case provides access for ease of repair with field repairable mechanical cable connections available
- **Improved performance patented contact tip** with no threads cam style interface between contact tip & gas diffuser for increased surface contact
- **Ball & socket conductor tube design** with articulating conductor tube and three layer conductor tube construction (Copper Tube/Silicon Resin Fiberglass Insulator/Metal Jacket)
- **Wide welding applications** spray transfer & pulse welding modes straight CO₂ or mixed gases

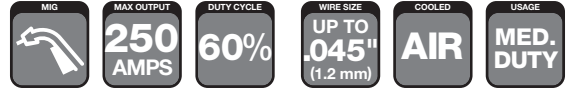


Eliminator®
MIG Gun Series

		Compact Eliminator® 250	Compact Eliminator 450
Applications		Light/Medium Duty Fabrication	Heavy Duty Fabrication
Standard Options	Rear Connector	■	■
	Dual Schedule		■
	Knucklehead Flexible Conductor Tube	■	■
Output Current		250 Amps	450 Amps
Duty Cycle - CO₂		60%	60%
Wire Diameter		Up to .045" (1.2 mm)	Up to 1/16" (1.6 mm)
Process	MIG	■	■
	Aluminum	■	■
	Flux-Cored Gas Shielded	■	■
	Flux-Cored Self Shielded	■	■

For Special MIG gun configurations, including special consumables, please contact Tech Service and Support.





Compact Eliminator® 250 Amp MIG Gun



60% Duty Cycle - CO₂ Carbon Dioxide
Suitable for Light/Medium Duty Fabrication.

WELDING PROCESSES:

MIG (GMAW), Aluminum (GMAW), Flux-Cored Gas Shielded, Flux-Cored Self Shielded

Standard Options Include:

- Rear Connector
- Standard Conductor Tube – Part No. EL63J-45 (Stock No. 1630-1136)
- Conduit Liner – 44 Series

MIG GUNS

Tweco® Style Rear Connector

Adapter kits are available to fit Tweco rear connection to most wire feeders

Wire Size	Length	Part No.	Stock No.
Up To .045" (1.2 mm)	12 ft (3.6 m)	ELC212-4045	1028-1108
	15 ft (4.6 m)	ELC215-4045	1028-1112

Miller® Style Rear Connector

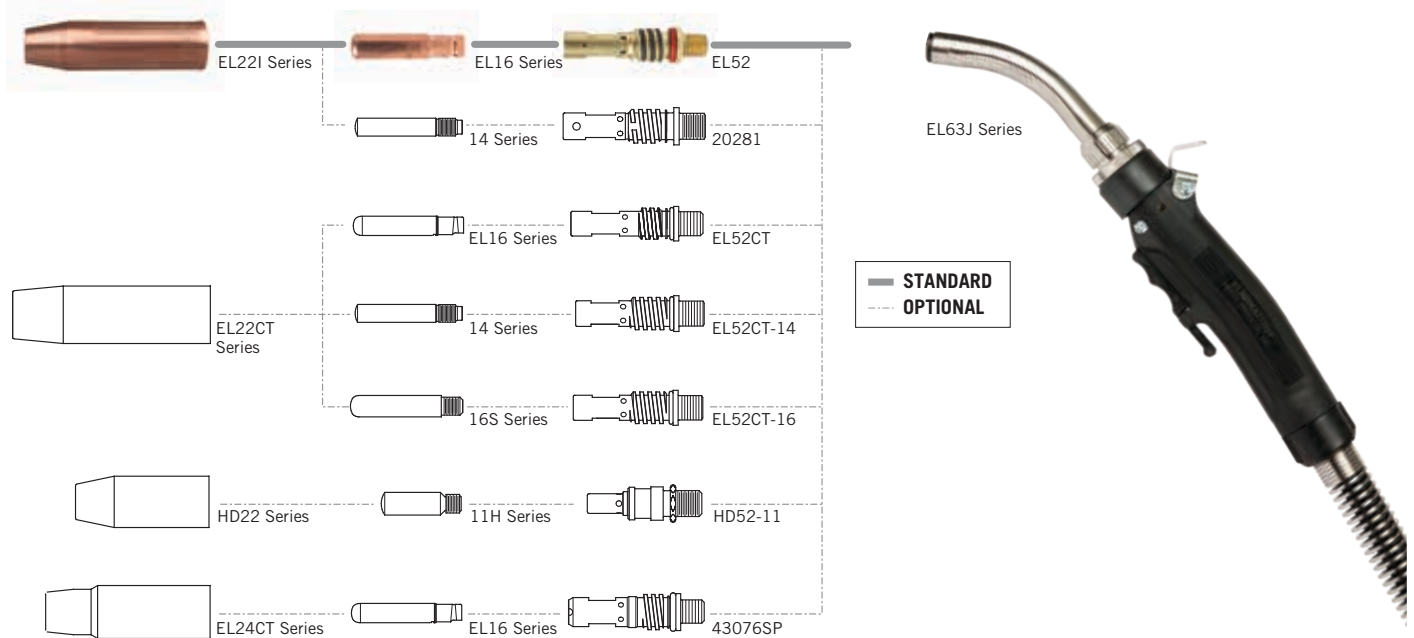
Wire Size	Length	Part No.	Stock No.
Up To .045" (1.2 mm)	12 ft (3.6 m)	ELC212M-4045	1028-1158
	15 ft (4.6 m)	ELC215M-4045	1028-1162
	25 ft (7.6 m)	ELC225M-4045	1028-1170

Lincoln® Style Rear Connector

Wire Size	Length	Part No.	Stock No.
Up To .035" (1.0 mm)	15 ft (4.6 m)	ELC215L-3035	1028-1186

Flexible Knucklehead™

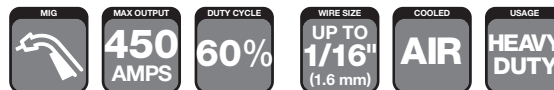
Amp/Model	Bend Angle	EL Cons	Part No.	Stock no.
250	60°	■	EL62SFLX3-60	1620-1115
	80°	■	EL62SFLX4-80	1620-1116



Rated Output			Wire Size	Cooled	Application Usage
Amps	Duty Cycle	Gas			
250 Amps	60%	CO ₂ Carbon Dioxide	Up To .045" (1.2 mm)	Air	Light/Medium Duty Fabrication

EASY FIND GUIDE
See Page 57 for Replacement Parts & Optional Accessories

Miller is a registered trademark of Illinois Tool Works, Inc. Lincoln is a registered trademark of Lincoln Electric Co. The aforementioned registered trademarks are in no way affiliated with Tweco. Tweco is registered trademark of ESAB.



Compact Eliminator® 450 Amp MIG Gun



60% Duty Cycle - CO₂ Carbon Dioxide

Suitable for Heavy Duty Fabrication.

WELDING PROCESSES:

MIG (GMAW), Aluminum (GMAW), Flux-Cored Gas Shielded, Flux-Cored Self Shielded

Standard Options Include:

- Rear Connector
- Standard Conductor Tube – Part No. EL64J-60 (Stock No. 1640-1137) on all guns up to 15 ft (4.6 m)
- Part No. EL64J-60 (Stock No. 1640-1136) on all guns up to 15 ft (4.6 m)
- Conduit Liner – 44 Series

Tweco® Style Rear Connector

Adapter kits are available to fit Tweco rear connection to most wire feeders

Wire Size	Length	Part No.	Stock No.
Up To .045" (1.2mm)	15 ft (4.6 m)	ELC415-3545	1048-1210
	20 ft (6.1 m)	ELC420-116	1048-1216
Up To 1/16" (1.6mm)	15 ft (4.6 m)	ELC415-116	1048-1211
	25 ft (7.6 m)	ELC425-116	1048-1221

Miller® Style Rear Connector

Wire Size	Length	Part No.	Stock No.
Up To .045" (1.2mm)	10 ft (3 m)	ELC410M-3545	1048-1250
	12 ft (3.6 m)	ELC412M-3545	1048-1255
	15 ft (4.6 m)	ELC415M-3545	1048-1260
Up To 1/16" (1.6mm)	15 ft (4.6 m)	ELC415M-116	1048-1261
	25 ft (7.6 m)	ELC425M-116	1048-1271

Lincoln® Style Rear Connector

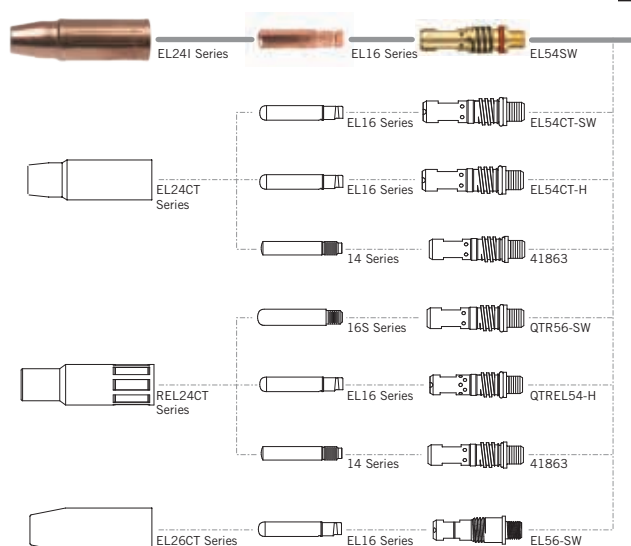
Wire Size	Length	Part No.	Stock No.
Up To .045" (1.2mm)	15 ft (4.6 m)	ELC415L-3545	1048-1285
Up To 1/16" (1.6mm)	15 ft (4.6 m)	ELC415L-116	1048-1286

Euro-Kwik Style Rear Connector

Wire Size	Length	Part No.	Stock No.
Up To .045" (1.2mm)	12 ft (3.6 m)	XELC412-3545	1048-1230
	15 ft (4.6 m)	XELC415-3545	1048-1235

Flexible Knucklehead™

Amp/Model	Bend Angle	EL Cons	Long Reach	Part No.	Stock no.
450	60°	▪		EL64SFLX3-60	1640-1143
	80°	▪		EL62SFLX4-80	1640-1144
	60	▪	▪	EL62SFLX4-80LR	1640-1149

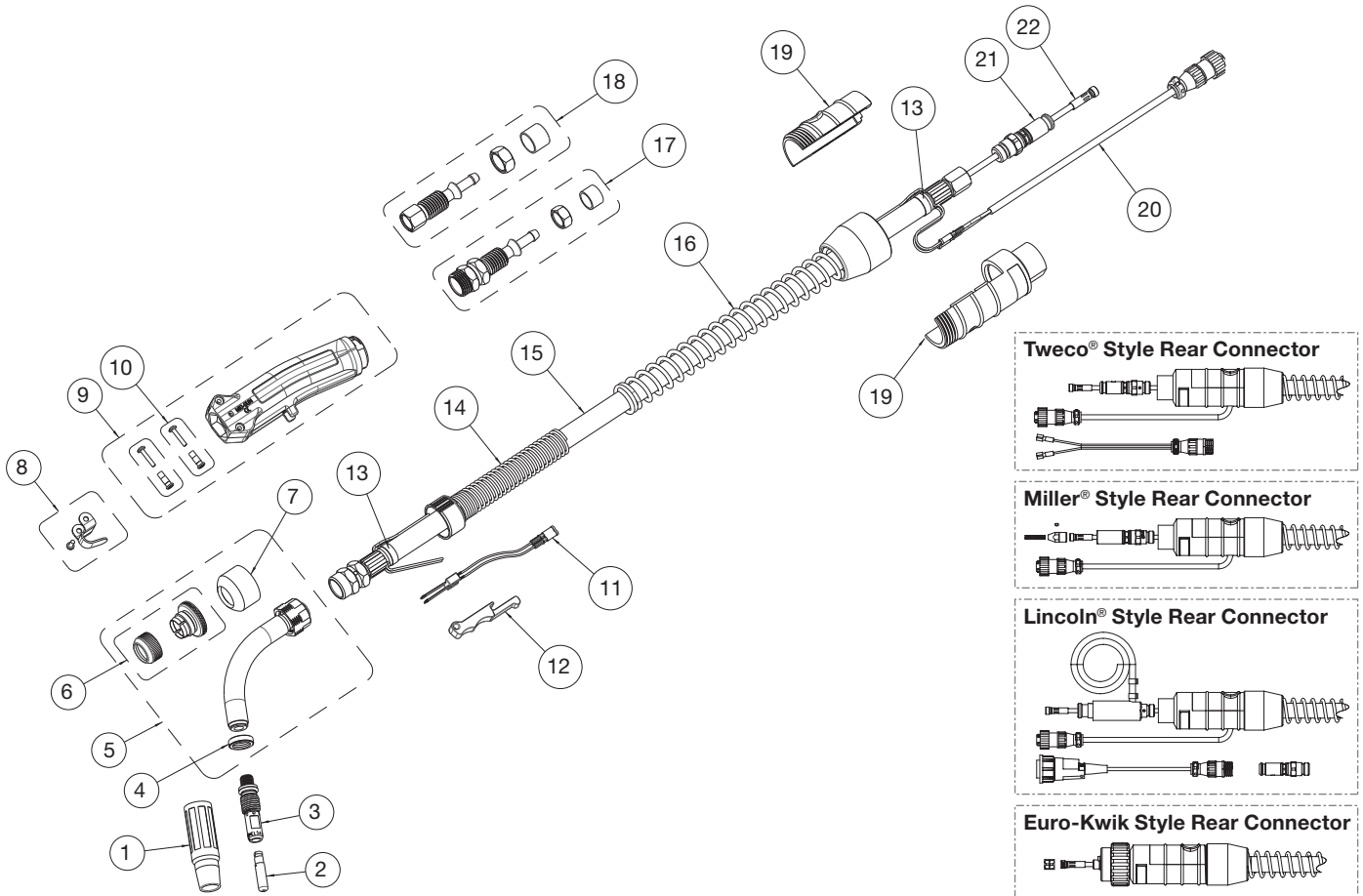


Rated Output			Wire Size	Cooled	Application Usage
Amps	Duty Cycle	Gas			
450 Amps	60%	CO ₂ Carbon Dioxide	Up To 1/16" (1.6 mm)	Air	Heavy Duty Fabrication

EASY FIND EASY FIND GUIDE
See Page 57 for Replacement Parts & Optional Accessories

Miller is a registered trademark of Illinois Tool Works, Inc. Lincoln is a registered trademark of Lincoln Electric Co. The aforementioned registered trademarks are in no way affiliated with Tweco. Tweco is registered trademark of ESAB.


Compact Eliminator® Series Replacement Parts



MIG GUNS

#	Description	Compact 250 Amp	Compact 450 Amp
		Part No. / Stock No.	Part No. / Stock No.
1	Nozzle	EL22I Series	EL24I Series
2	Contact Tip	EL16 Series	EL16 Series
3	Diffuser	EL52 Series	EL54 Series
4	Nozzle Insulator	63J-3 / 1630-1121	63J-3 / 1630-1121
5	Conductor Tube	EL63J Series	EL64J Series
6	Nut Cover Ring & Sleeve	EL66-CR21 / 2060-2666	EL66-CR21 / 2060-2666
7	Nut Insulator	EL66-CR / 2060-2667	EL66-CR / 2060-2667
8	Gun Hanger	152 / 2020-2152	152 / 2020-2152
9	Handle (Includes Items #10 & #12)	ELC84-H / 2060-2643	ELC84-H / 2060-2643
10	Binder Posts & Screws (2 Required)	ELC124FM / 2060-2646	ELC124FM / 2060-2646
11	Trigger Blade Assembly	ELC94-BL / 2060-2671	ELC94-BL / 2060-2671
12	Trigger	ELC94 / 2060-2647	ELC94 / 2060-2647
13	Cable Clamp	136 / 2060-2690	136 / 2060-2690
14	Front Strain Relief Spring & Cap	MS144 / 2060-2131	MS144 / 2060-2131
15	Cablehoz Assembly, 15 ft (5 m) (Direct Plug)	ELC215R / 1720-2142	ELC415R / 1740-2527
15	Cablehoz Assembly, 15 ft (5 m) (Euro)	--	XELC415R / 1740-2532
16	Rear Strain Relief Spring	235RSSR / 2060-2035	235RSSR / 2060-2035
17	Front Cable Connector Repair Kit	ELC100-2RK / 2020-2182	ELC100-4RK / 2040-2187
18	Rear Cable Connector Repair Kit (Direct Plug)	--	350-170HK / 2035-2169
18	Rear Cable Connector Repair Kit (Euro)	172X-M / 2020-2181	174X-M / 2040-2181
19	Rear Case (Direct Plug)	C6RC / 2060-2041	C6RC / 2060-2041
19	Rear Case (Euro)	X6RC / 2060-2006	X6RC / 2060-2006
20	Control Wire (Direct Plug Only)	MS354-DSM / 2060-2140	MS354-DSM / 2060-2140
21	Connector Plug	Refer to Pages 87-88	Refer to Pages 87-88
22	Conduit Assembly	Refer to Pages 125-128	Refer to Pages 125-128
NS	Protective Cable Wrap (50 ft/ 15 m per Box)	TCR50 / 9900-1150	TCR50 / 9900-1150

Mini-MIG 160 Amp MIG Gun



MAX OUTPUT
160
AMPS

DUTY CYCLE
60%

WIRE SIZE
UP TO
.035"
(0.9 mm)

COOLED
AIR

USAGE
LIGHT
DUTY



60% Duty Cycle - CO₂ Carbon Dioxide
 Suitable for Light Duty Fabrication.

WELDING PROCESSES:
MIG (GMAW), Flux Cored (FCAW),
Aluminum (GMAW)

Standard Options Include:

- Rear Connector and Knucklehead™ Flexible Conductor Tube
- Standard Conductor Tube – Part No. 35-60-60 (Stock No. 1600-1102) on all guns
- Conduit Liner – 23 & 35 Series

Tweco® Style Rear Connector

Adapter kits are available to fit Tweco rear connection to most wire feeders

Wire Size	Length	Part No.	Stock No.
Up To .035" (0.9 mm)	10 ft (3 m)	35-10	1000-1131
	12 ft (3.6 m)	35-12	1000-1132
	15 ft (4.6 m)	35-15	1000-1133

Miller® Style Rear Connector

Wire Size	Length	Part No.	Stock No.
Up To .035" (0.9 mm)	10 ft (3 m)	M23-10	1000-1210
	10 ft (3 m)	M35-10	1000-1211
	12 ft (3.6 m)	M35-12	1000-1213
	15 ft (4.6 m)	M35-15	1000-1215

Lincoln® Style Rear Connector

Fits Lincoln LN7, 8, 9, SP200

Wire Size	Length	Part No.	Stock No.
Up To .035" (0.9 mm)	10 ft (3 m)	L35-10	1000-1231
	12 ft (3.6 m)	L35-12	1000-1232
	15 ft (4.6 m)	L35-15	1000-1233
	15 ft (4.6 m)	L35-15PM*	1000-1236

Some Lincoln wire feeders are assembled with their K1500-2 gun receiving bushing that will accept Tweco Style MIG Guns direct from the factory. Control wire Part No. MS354-DSLJ (Stock No. 2060-2137) Must be ordered separately.
 *Fits Lincoln Power MIG 140/180 machines.


Euro-Kwik Style Rear Connector

Wire Size	Length	Part No.	Stock No.
Up To .035" (0.9 mm)	10 ft (3 m)	X23-10	1000-1621
	10 ft (3 m)	X35-10	1000-1631
	12 ft (3.6 m)	X35-12	1000-1632
	15 ft (4.6 m)	X35-15	1000-1633

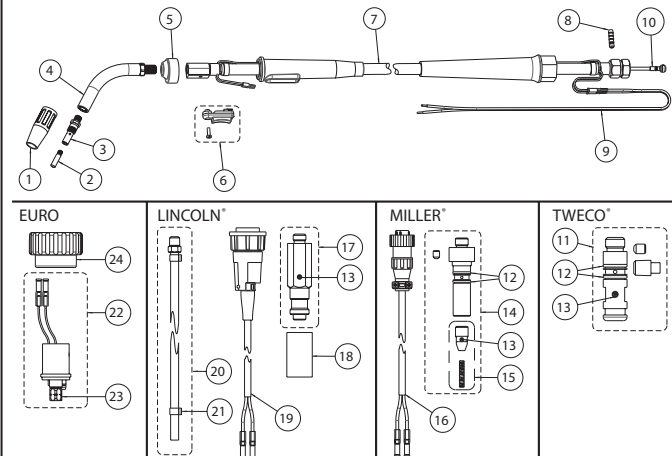
For additional information on adapter kits for other manufacturers' machines, refer to Form No. TAKL-97.

Flexible Knucklehead™

Amp/Model	Bend Angle	EL Cons	Part No.	Stock no.
Mini	60°	■	3560SFLX3-60	1600-1139
	60	■	3560SFLX4-80	1600-1141



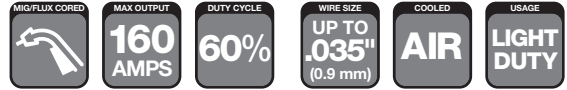
Mini-MIG Gun Replacement Parts



#	Description	Part No.	Stock No.
1	Nozzle	21 Series	
2	Contact Tip	11 Series	
3	Diffuser	35-50	
4	Conductor Tube	35-60 Series	
5	Handle Cap	35-80-A1	2000-2081
6	Trigger with Screw	35-90	2000-2090
7	Cablehoz® Assembly 10 ft (3 m) (Direct Plug)	35-010A	1700-2126
	Cablehoz Assembly 12 ft (3.6 m) (Direct Plug)	35-012A	1700-2127
	Cablehoz Assembly 15 ft (4.6 m) (Direct Plug)	35-015A	1700-2128
8	Gas Nipple	35-170-5	2000-2175
9	Control Wire	35K350-1	2000-2352
10	Conduit Assembly	Refer to Pages 125-128	
11	Tweco® Connector Plug	35K-174C	2000-2169
12	O-Ring (Package of 10)	224S	2064-2059
13	Set Screw (Package of 10)	44CS	2040-2046
14	Miller® Connector Plug	170M	2000-2810
15	Wire Guide Assembly Only	174M-N	2040-2184
16	Miller Control Wire	WM-354M	2030-2075
17	Lincoln® SP200 Connector Plug	TLAK-352	2641-2030
18	Lincoln Insulator	LAK-352-1	2642-2210
19	Lincoln Control Wire	35SP-354	2000-2354
20	Gas Hose Assembly with Clamp	AK353	2642-2300
21	Gas Hose Clamp Only	AK-353-2A	2642-2302
22	Euro-Kwik Body Assembly	174EX-1	2040-2276
23	Euro-Kwik Conduit Cap Only	174EX-1C	2040-2279
24	Euro-Kwik Nut	174X-2	2040-2177
NS	Protective Cable Wrap, 50 ft (15 m) per box	TCR50	9900-1150

Rated Output			Wire Size	Cooled	Application Usage
Amps	Duty Cycle	Gas			
160 Amps	60%	CO ₂ Carbon Dioxide	Up To .035" (0.9 mm)	Air	Light Duty Fabrication

Miller is a registered trademark of Illinois Tool Works, Inc. Lincoln is a registered trademark of Lincoln Electric Co. The aforementioned registered trademarks are in no way affiliated with Tweco. Tweco is registered trademark of ESAB.



VELOCITY2™ Mini-MIG 160 Amp MIG Gun



60% Duty Cycle - CO₂ Carbon Dioxide
Suitable for Light Duty Fabrication.

WELDING PROCESSES:
MIG (GMAW), Flux Cored (FCAW),
Aluminum (GMAW)

Standard Options Include:

- Rear Connector
- Standard Conductor Tube – Part No. VCTS35-60-60 (Stock No. 1600-1106) on all guns
- Conduit Liner – 23 & 35 Series

Tweco® Style Rear Connector

Adapter kits are available to fit Tweco rear connection to most wire feeders

Wire Size	Length	Part No.	Stock No.
Up To .035" (0.9 mm)	10 ft (3 m)	V35-10	1000-1800
	12 ft (3.6 m)	V35-12	1000-1801
	15 ft (4.6 m)	V35-15	1000-1802

Miller® Style Rear Connector

Wire Size	Length	Part No.	Stock No.
Up To .035" (0.9 mm)	10 ft (3 m)	VM23-10	1000-1804
	10 ft (3 m)	VM35-10	1000-1805
	10 ft (3 m)	VHB35M-10	1000-1806
	12 ft (3.6 m)	VM35-12	1000-1807
	15 ft (4.6 m)	VM35-15	1000-1808

Lincoln® Style Rear Connector

Fits Lincoln LN7, 8, 9, SP200


Wire Size	Length	Part No.	Stock No.
Up To .035" (0.9 mm)	10 ft (3 m)	VL35-10	1000-1810
	10 ft (3 m)	VHB35L-10	1000-1811
	12 ft (3.6 m)	VL-35-12	1000-1812
	15 ft (4.6 m)	VL35-15	1000-1813
	15 ft (4.6 m)	VL35-15PM	1000-1814

Some Lincoln wire feeders are assembled with their K1500-2 gun receiving bushing that will accept Tweco Style MIG Guns direct from the factory. Control wire Part No. MS354-DSLJ (Stock No. 2060-2137) Must be ordered separately.

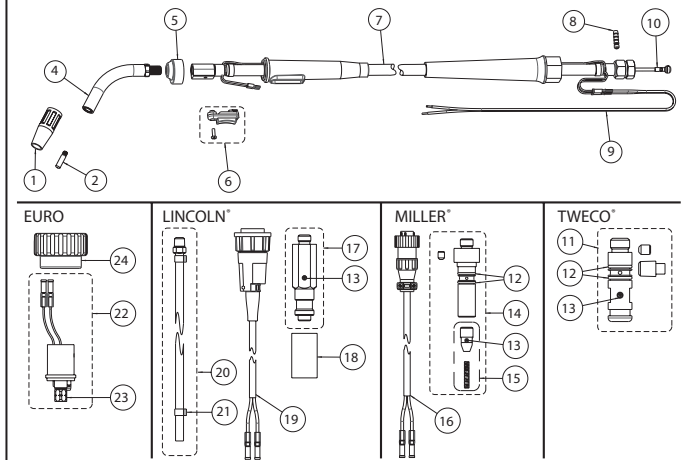
Euro-Kwik Style Rear Connector

Wire Size	Length	Part No.	Stock No.
Up To .035" (0.9 mm)	10 ft (3 m)	VX23-10	1000-1816
	10 ft (3 m)	VX35-10	1000-1817
	12 ft (3.6 m)	VX35-12	1000-1818
	15 ft (4.6 m)	VX35-15	1000-1819

For additional information on adapter kits for other manufacturers' machines, refer to Form No. TAKL-97.



V-Mini-MIG Gun Replacement Parts



#	Description	Part No.	Stock No.
1	Nozzle	VNS Series	
2	Contact Tip	VTS Series	
4	Conductor Tube	VCTS35-60-60	1600-1106
5	Handle Cap	35-80-A1	2000-2081
6	Trigger with Screw	35-90	2000-2090
7	Cablehoz® Assembly 10 ft (3 m) (Direct Plug)	35-010A	1700-2126
	Cablehoz Assembly 12 ft (3.6 m) (Direct Plug)	35-012A	1700-2127
	Cablehoz Assembly 15 ft (4.6 m) (Direct Plug)	35-015A	1700-2128
8	Gas Nipple	35-170-5	2000-2175
9	Control Wire	35K350-1	2000-2352
10	Conduit Assembly	Refer to Pages 125-128	
11	Tweco® Connector Plug	35K-174C	2000-2169
12	O-Ring (Package of 10)	224S	2064-2059
13	Set Screw (Package of 10)	44CS	2040-2046
14	Miller® Connector Plug	170M	2000-2810
15	Wire Guide Assembly Only	174M-N	2040-2184
16	Miller Control Wire	WM-354M	2030-2075
17	Lincoln® SP200 Connector Plug	TLAK-352	2641-2030
18	Lincoln Insulator	LAK-352-1	2642-2210
19	Lincoln Control Wire	35SP-354	2000-2354
20	Gas Hose Assembly with Clamp	AK353	2642-2300
21	Gas Hose Clamp Only	AK-353-2A	2642-2302
22	Euro-Kwik Body Assembly	174EX-1	2040-2276
23	Euro-Kwik Conduit Cap Only	174EX-1C	2040-2279
24	Euro-Kwik Nut	174X-2	2040-2177
NS	Protective Cable Wrap, 50 ft (15 m) per box	TCR50	9900-1150

Miller is a registered trademark of Illinois Tool Works, Inc. Lincoln is a registered trademark of Lincoln Electric Co. The aforementioned registered trademarks are in no way affiliated with Tweco. Tweco is registered trademark of ESAB.

MIG GUNS

Supra® XT SEHD 400 Amp MIG Gun

	MAX OUTPUT 400 AMPS	DUTY CYCLE 60%	WIRE SIZE UP TO 1/16" (1.6 mm)	COOLED AIR	USAGE HEAVY DUTY
--	-------------------------------	--------------------------	------------------------------------------	----------------------	----------------------------



60% Duty Cycle - CO₂ Carbon Dioxide
Suitable for Medium to Heavy Duty Fabrication.

WELDING PROCESSES:
MIG (GMAW), Flux Cored (FCAW), Aluminum (GMAW)

Standard Options Include:

- Rear Connector
- Available with Heavy Duty Front End Consumables
- Standard Conductor Tube – Part No. SE64J-60 (Stock No. 1640-1347) on all guns up to 15 ft (4.6 m)
- Conduit Liner – 44 Series

Tweco® Style Rear Connector

Adapter kits are available to fit Tweco rear connection to most wire feeders

Wire Size	Length	Part No.	Stock No.
Up To 1/16" (1.6 mm)	15 ft (4.6 m)	SEHD400-5M16	1040-1332

Lincoln® Style Rear Connector

Fits Lincoln LN7, 8, 9, SP200

Wire Size	Length	Part No.	Stock No.
Up To 1/16" (1.6 mm)	15 ft (4.6 m)	SEHD400L-5M16	1040-1432

Some Lincoln wire feeders are assembled with their K1500-2 gun receiving bushing that will accept Tweco Style MIG Guns direct from the factory. Control wire Part No. MS354-DSLJ (Stock No. 2060-2137) Must be ordered separately.

Miller® Style Rear Connector

Wire Size	Length	Part No.	Stock No.
Up To 1/16" (1.6 mm)	15 ft (4.6 m)	SEHD400M-5M16	1040-1342

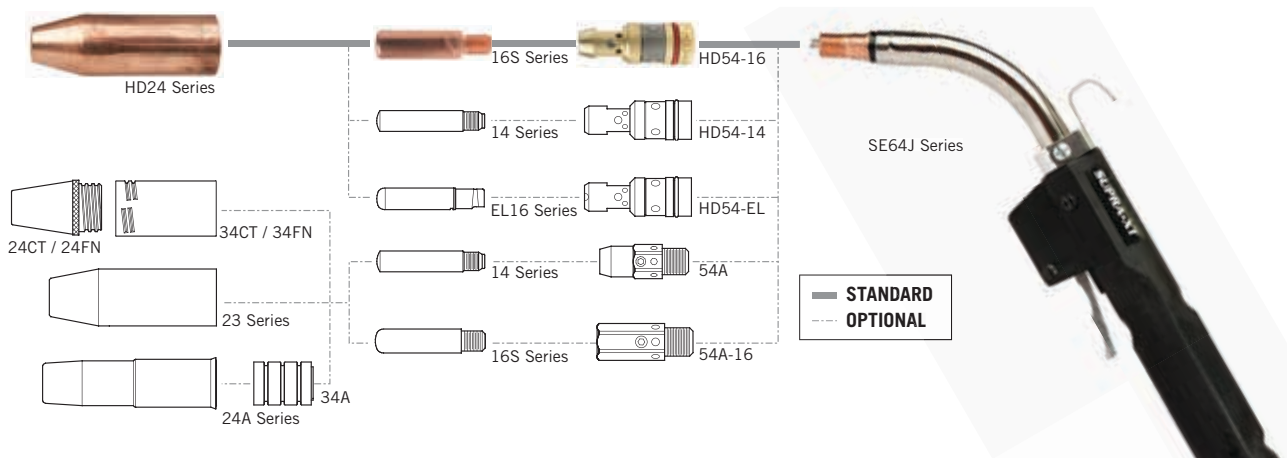
Euro-Kwik Style Rear Connector

Wire Size	Length	Part No.	Stock No.
Up To 1/16" (1.6 mm)	15 ft (4.6 m)	SEHD400X-5M16	1040-1442

For Special MIG gun configurations, including special consumables, please contact Tech Service and Support.

FEATURES

- **High Impact-Resistant One-Piece "Straight" Handle** allows the welder to locate the trigger at the bottom or top of handle
- **Metal "Paddle" Style Trigger Lever**
- **Three-Layer Conductor Tube Construction** (copper tube/silicon-resin glass insulator/metal jacket) threads into front block for improved electrical conductivity
- **Front & Rear Spring Strain Relief** provides support to eliminate kinking
- **Micro-Switch Trigger Design** incorporates a button style switch for start/stop wire feed
- **Spray Transfer Mode and Pulse Welding**
- **Straight CO₂ or Mixed Gases**



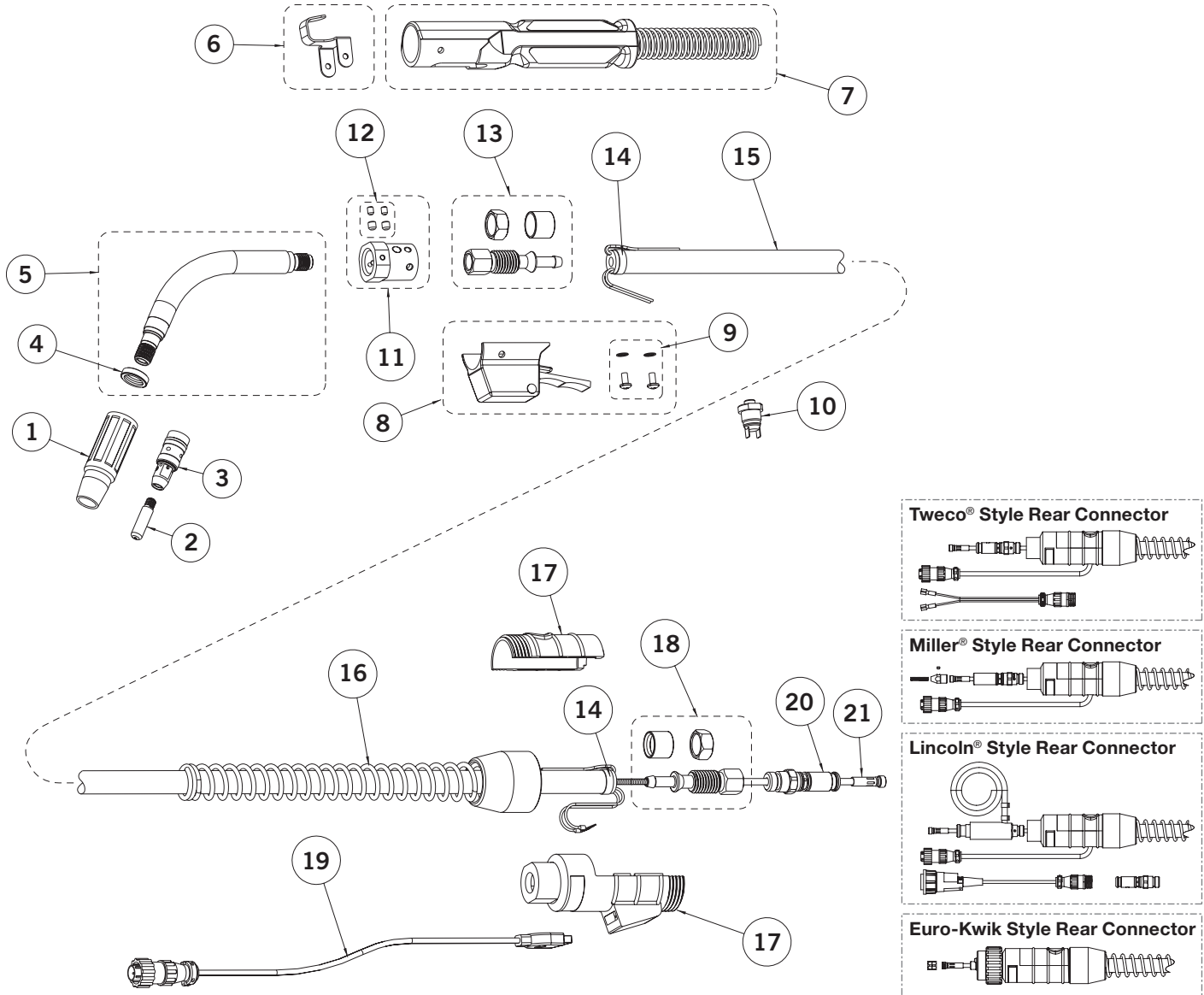
Rated Output			Wire Size	Cooled	Application Usage
Amps	Duty Cycle	Gas			
400 Amps	60%	CO ₂ Carbon Dioxide	Up To 1/16" (1.6 mm)	Air	Heavy Duty Fabrication

EASY FIND EASY FIND GUIDE
See Page 61 for Replacement Parts & Optional Accessories

Miller is a registered trademark of Illinois Tool Works, Inc. Lincoln is a registered trademark of Lincoln Electric Co. The aforementioned registered trademarks are in no way affiliated with Tweco. Tweco is registered trademark of ESAB.

Supra® XT SEHD 400 Amp MIG Gun Replacement Parts

MIG GUNS



#	Description	Part No.	Stock No.
1	Nozzle	HD24 Series	
2	Contact Tip	16S Series	
3	Diffuser	HD54-16	
4	Nozzle Insulator	66J-3	1660-1836
5	Conductor Tube	SE64J Series	
6	Gun Hanger	154	2040-2154
7	Handle Assembly	SE86-H	2060-2052
8	Trigger Assembly	SE96	2060-2056
9	Trigger Housing Screws	SE96-SW	2060-2055
10	Trigger Switch	SE96-B	2060-2054
11	Front Pivot Block Assembly	SE66	2060-2051
12	Pivot Block Set Screw	SE66-B	2060-2050

#	Description	Part No.	Stock No.
13	Front Cable Connector	SE104	2060-2057
14	Cable Clamp	136	2060-2690
15	Cablehoz®	400	1740-2100
16	Rear Strain Relief Spring	235RSSR	2060-2035
17	Rear Case	M6RC	2060-2018
18	Rear Cable Connector	350-170HK	2035-2169
19	Control Wire (Tweco®)	MAK-354	2642-2460
	Control Wire (Miller®)	MSAK-354	2642-2470
	Control Wire (Lincoln®)	LAK-354	2642-2450
20	Connector Plug	Refer to Pages 87-88	
21	Conduit Assembly	Refer to Pages 125-128	
NS	Protective Cable Wrap, 50 ft (15 m) per box	TCR50	9900-1150

Miller is a registered trademark of Illinois Tool Works, Inc. Lincoln is a registered trademark of Lincoln Electric Co. The aforementioned registered trademarks are in no way affiliated with Tweco. Tweco is registered trademark of ESAB.

SUPRA® XT VSEHD 400 AMP MIG GUN

MIG GUNS



60% Duty Cycle - CO2 Carbon Dioxide
Suitable for Heavy Duty Fabrication.

WELDING PROCESSES:
MIG (GMAW), Flux Cored (FCAW),
Aluminum (GMAW)

Standard Options Include:

- Rear Connector
- Heavy-Duty VELOCITY2 Front End Consumables
- Standard Conductor Tubes -
Part No. SEVCT64-60 (Stock No. 1640-1160)
on all guns up to 15 ft (4.6m)
Part No. SEVCT64-45 (Stock No. 1640-1161)
on all guns over 15 ft (4.6m)
- "LM" Long reach conductor tube are available

Tweco® Style Rear Connector

Adapter kits are available to fit Tweco rear connection to most wire feeders

WIRE SIZE	LENGTH	PART NO.	STOCK NO.
Up To 1/16" (1.6 mm)	15 ft (4.6m)	VSEHD400-5M16	1040-1880
	25 ft (7.6m)	VSEHD400-8M16	1040-1881
	15 ft (4.6m)	VSEHD400-5M16LM*	1040-1882
	25 ft (7.6m)	VSEHD400-8M16LM*	1040-1883

* "LM": Long reach Conductor Tube

Miller® Style Rear Connector

WIRE SIZE	LENGTH	PART NO.	STOCK NO.
Up To 1/16" (1.6 mm)	15 ft (4.6m)	VSEHD400M-5M16	1040-1884
	25 ft (7.6m)	VSEHD400M-8M16	1040-1885
	15 ft (4.6m)	VSEHD400M-5M16LM*	1040-1886
	25 ft (7.6m)	VSEHD400M-8M16LM*	1040-1887

* "LM": Long reach Conductor Tube

Lincoln® Style Rear Connector

Fits LN7, 8, 9, SP200

WIRE SIZE	LENGTH	PART NO.	STOCK NO.
Up To 1/16" (1.6 mm)	15 ft (4.6m)	VSEHD400L-5M16	1040-1888
	25 ft (7.6m)	VSEHD400L-8M16	1040-1889
	15 ft (4.6m)	VSEHD400L-5M16LM*	1040-1890
	25 ft (7.6m)	VSEHD400L-8M16LM*	1040-1891

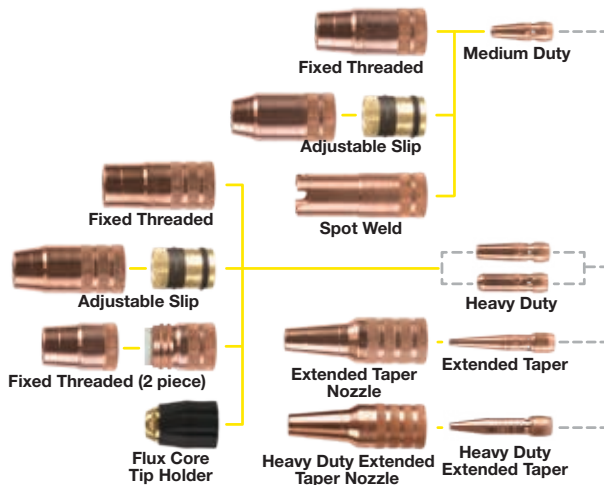
Some Lincoln wire feeders are assembled with their K1500-2 gun receiving bushing that will accept Tweco Style MIG Guns direct from the factory. Control wire Part No. MS354-DSLJ (Stock No. 2060-2137) must be ordered separately.

* "LM": Long reach Conductor Tube

Euro-Kwik Style Rear Connector

WIRE SIZE	LENGTH	PART NO.	STOCK NO.
Up To 1/16" (1.6 mm)	15 ft (4.6m)	VSEHD400X-5M16	1040-1892
	25 ft (7.6m)	VSEHD400X-8M16	1040-1893
	15 ft (4.6m)	VSEHD400X-5M16LM*	1040-1894
	25 ft (7.6m)	VSEHD400X-8M16LM*	1040-1895

* "LM": Long reach Conductor Tube



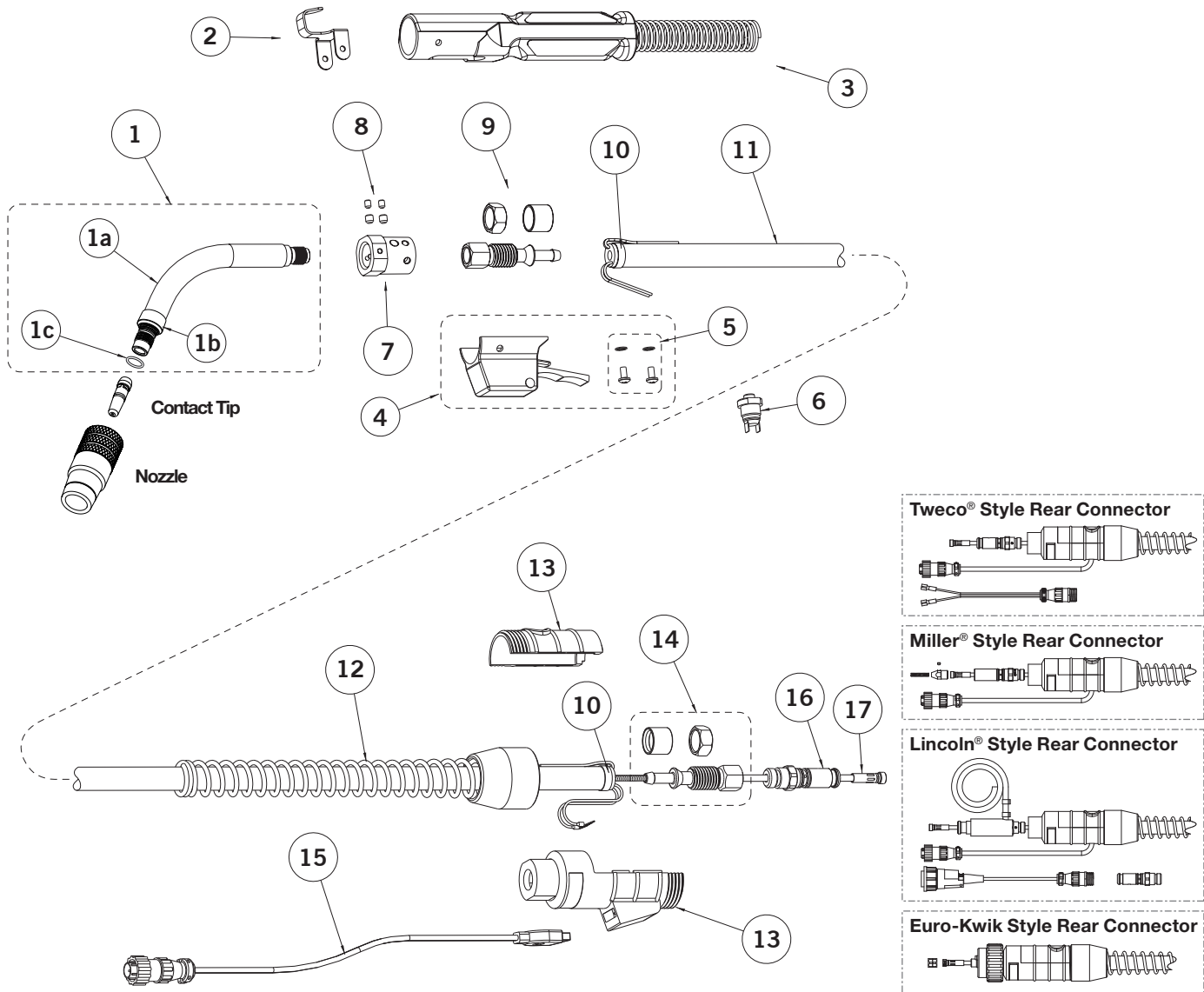
RATED OUTPUT			WIRE SIZE	COOLED	APPLICATION USAGE
Amps	Duty Cycle	Gas			
400 Amps	60%	CO ₂ Carbon Dioxide	Up To 1/16" (1.6 mm)	Air	Heavy Duty Fabrication



Miller is a registered trademark of Illinois Tool Works, Inc. Lincoln is a registered trademark of Lincoln Electric Co. The aforementioned registered trademarks are in no way affiliated with Tweco. Tweco is registered trademark of ESAB.

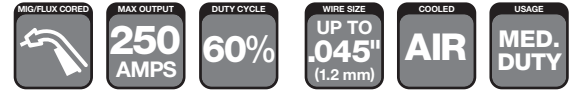
SUPRA XT VSEHD 400 AMP MIG GUN REPLACEMENT PARTS

MIG GUNS



#	DESCRIPTION	PART NO.	STOCK NO.
1	Conductor Tube	Refer to Page 38	
1a	Silicone Tubing (Sold/Foot)	VCTLJBLK	1640-1409
1b	Insulator, Conductor Tube	VCTLSI	1640-1408
1c	O-Ring (Pkg. Of 10 each)	VCTLS015	1640-1410
2	Gun Hanger	154	2040-2154
3	Handle Assembly	SE86-H	2060-2052
4	Trigger Assembly	SE96	2060-2056
5	Trigger Housing Screws	SE96-SW	2060-2055
6	Trigger Switch	SE96-B	2060-2054
7	Front Pivot Block Assembly	SE66	2060-2051
8	Pivot Block Set Screw	SE66-B	2060-2050
9	Front Cable Connector	SE104	2060-2057

#	DESCRIPTION	PART NO.	STOCK NO.
10	Cable Clamp	136	2060-2690
11	Cablehoz®	400	1740-2100
12	Rear Strain Relief Spring	235RSSR	2060-2035
13	Rear Case	M6RC	2660-2018
14	Rear Cable Connector	350-170HK	2035-2169
15	Control Wire (Tweco®)	MAK-354	2642-2460
	Control Wire (Miller®)	MSAK-354	2642-2470
	Control Wire (Lincoln®)	LAK-354	2642-2450
16	Connector Plug	Refer to Pages 87-88	
17	Conduit Assembly	Refer to Pages 125-128	
NS	Protective Cable Wrap, 50 ft (15 m) per box	TCR50	9900-1150



Smoke Master® 250 Amp Fume Extraction Air-Cooled MIG Gun



60% Duty Cycle - CO₂ Carbon Dioxide
Suitable for Light to Medium Duty Fabrication.

WELDING PROCESSES:
MIG (GMAW), Flux Cored (FCAW), Aluminum (GMAW)

- Standard Options Include:**
- Rear Connector
 - Standard Conductor Tube – Part No. S62-60 (Stock No. 2020-2006) on all guns up to 15 ft (4.6 m)
 - Conduit Liner – 42 Series

Tweco® Style Rear Connector

Adapter kits are available to fit Tweco rear connection to most wire feeders

Wire Size	Length	Part No.	Stock No.
Up To .045" (1.2 mm)	15 ft (4.6 m)	S215-4045	1026-1102

Euro-Kwik Style Rear Connector

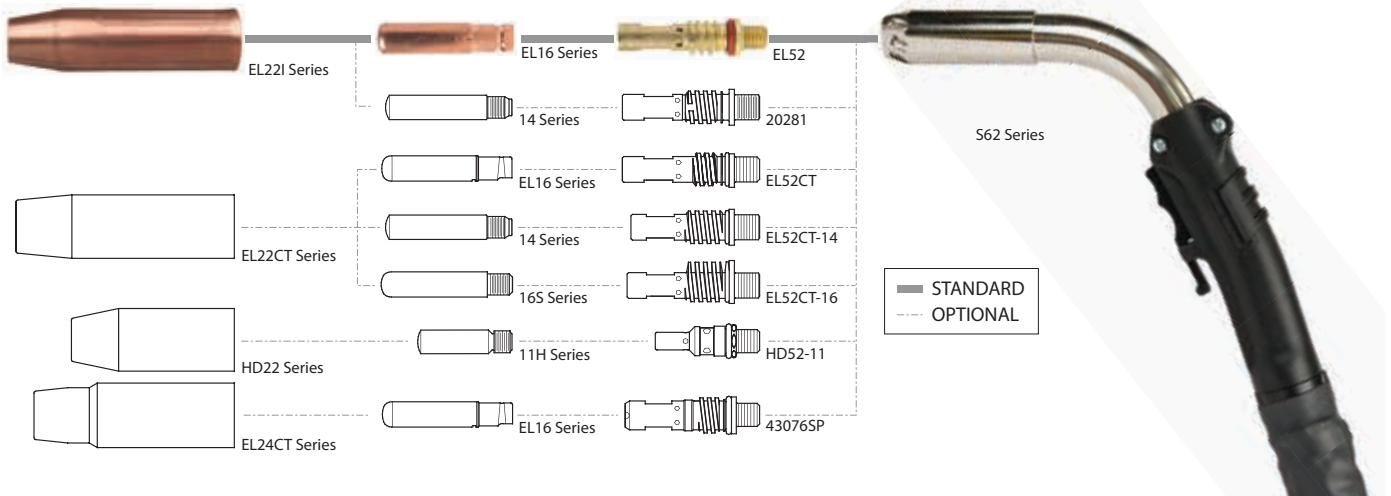
Wire Size	Length	Part No.	Stock No.
Up To .045" (1.2 mm)	15 ft (4.6 m)	XS215-4045	1026-1127

Miller® Style Rear Connector

Wire Size	Length	Part No.	Stock No.
Up To .045" (1.2 mm)	15 ft (4.6 m)	S215M-4045	1026-1107

FEATURES

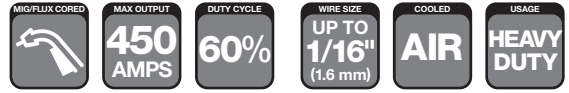
- **Handle Slide Valve** allows the operator to regulate vacuum on the MIG gun
- **Efficiently Removes 90% of Smoke** from the welding zone
- **Surrounding Air** is drawn over the front end consumables and conductor tube to keep cool
- **Tough Outer Jacket** made from leather protecting inner vacuum hose from weld spatter/abrasion
- **Low Bench Weight** for easy to handle MIG gun
- **Rugged & Durable Power Cablehoz®** with proven abrasion & heat resistance
- **Outer Metal Plated Insulated Smoke Tube**
- **1-3/8" (334.9 mm) Inside Diameter PVC Reinforced Vacuum Hose**
- **Ergonomic Handle** to reduce operator fatigue
- **Extended Trigger Length** to reduce radiated heat



Rated Output			Wire Size	Cooled	Application Usage
Amps	Duty Cycle	Gas			
250 Amps	60%	CO ₂ Carbon Dioxide	Up To .045" (1.2 mm)	Air	Medium Duty Fabrication



Miller is a registered trademark of Illinois Tool Works, Inc. Lincoln is a registered trademark of Lincoln Electric Co. The aforementioned registered trademarks are in no way affiliated with Tweco. Tweco is registered trademark of ESAB.



Smoke Master® 450 Amp Fume Extr action Air-Cooled MIG Gun



60% Duty Cycle - CO₂ Carbon Dioxide

Suitable for Medium to Heavy Duty Fabrication.

WELDING PROCESSES:
MIG (GMAW), Flux Cored (FCAW),
Aluminum (GMAW),

Standard Options Include:

- Rear Connector
- Standard Conductor Tube – Part No. S64-60 (Stock No. 1046-2258) on all guns up to 15 ft (4.6 m)
- Conduit Liner – 44 Series

MIG GUNS

Tweco® Style Rear Connector

Adapter kits are available to fit Tweco rear connection to most wire feeders

Wire Size	Length	Part No.	Stock No.
Up To 1/16" (1.6 mm)	15 ft (4.6 m)	S415-116	1046-1108

Lincoln® Style Rear Connector

Fits Lincoln LN7, 8, 9, SP200

Wire Size	Length	Part No.	Stock No.
Up To 1/16" (1.6 mm)	15 ft (4.6 m)	S415L-116	1046-1138

Some Lincoln wire feeders are assembled with their K1500-2 gun receiving bushing that will accept Tweco Style MIG Guns direct from the factory. Control wire Part No. MS354-DSSLJ (Stock No. 2060-2137) Must be ordered separately.

Miller® Style Rear Connector

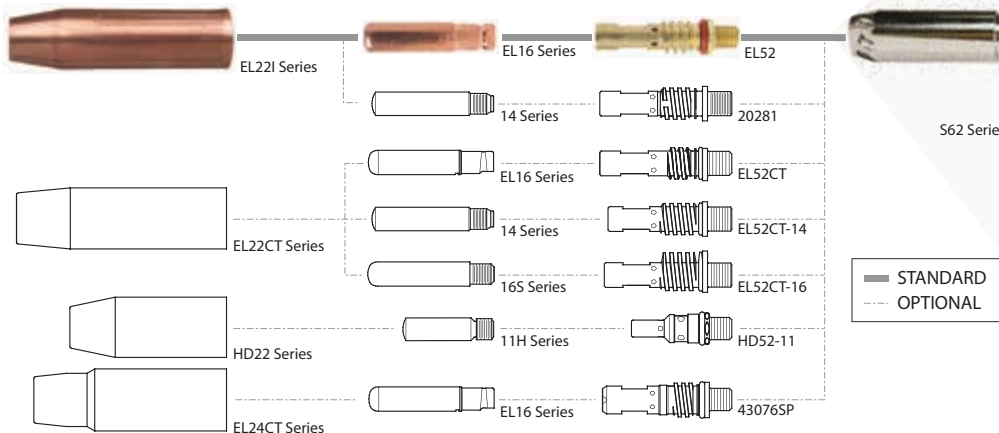
Wire Size	Length	Part No.	Stock No.
Up To 1/16" (1.6 mm)	12 ft (3.6 m)	S412M-116	1046-1125
	15 ft (4.6 m)	S415M-116	1046-1128

FEATURES

- **Handle Slide Valve** allows the operator to regulate vacuum on the MIG gun
- **Efficiently Removes 90% of Smoke** from the welding zone
- **Surrounding Air** is drawn over the front end consumables and conductor tube to keep cool
- **Tough Outer Jacket** made from leather
- protecting inner vacuum hose from weld spatter/abrasion
- **Low Bench Weight** for easy to handle MIG gun
- **Rugged & Durable Power Cablehoz®** with proven abrasion & heat resistance
- **Outer Metal Plated Insulated Smoke Tube**
- **1-3/8" (334.9 mm) Inside Diameter**

PVC Reinforced Vacuum Hose

- **Ergonomic Handle** to reduce operator fatigue
- **Extended Trigger Length** to reduce radiated heat

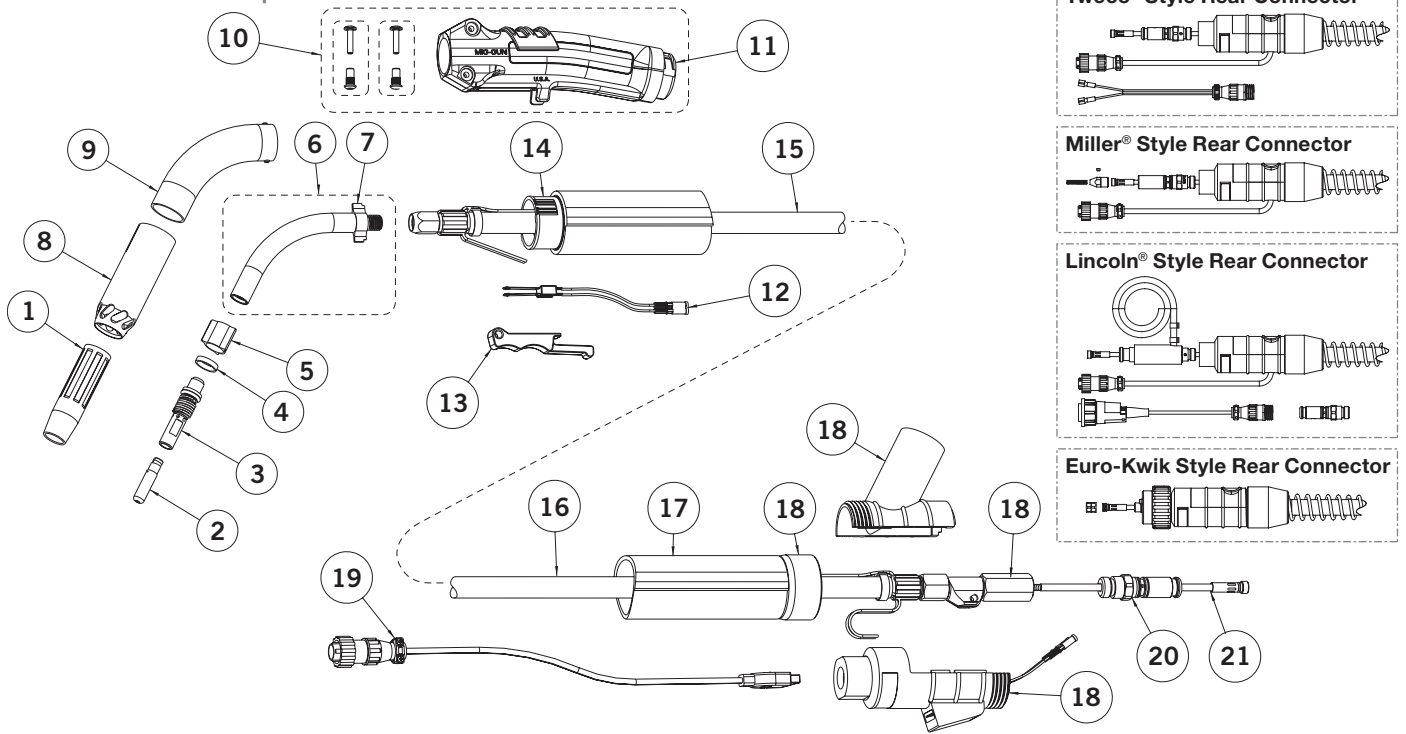


Rated Output			Wire Size	Cooled	Application Usage
Amps	Duty Cycle	Gas			
450 Amps	60%	CO ₂ Carbon Dioxide	Up To 1/16" (1.6 mm)	Air	Heavy Duty Fabrication



Miller is a registered trademark of Illinois Tool Works, Inc. Lincoln is a registered trademark of Lincoln Electric Co. The aforementioned registered trademarks are in no way affiliated with Tweco. Tweco is registered trademark of ESAB.

Smoke Master® Fume Extraction Air-Cooled MIG Gun Replacement Parts



#	Description	250 Amp		450 Amp	
		Part No.	Stock No.	Part No.	Stock No.
1	Nozzle	EL22I Series		EL22I Series	
2	Contact Tip	EL16 Series		EL16 Series	
3	Diffuser (Slip-On)	EL52	1560-1110	EL52	1560-1110
3	Diffuser (Coarse Thread)	EL52CT	1560-1109	EL52CT	1560-1109
4	Insulator Spacer	S62-60-2	2020-2013	S64-R	1046-2223
5	Smoke Tube Spacer	-	-	S64-1	1046-2273
6	Conductor Tube (60 Degree, Standard)	S62-60	2020-2006	S64-60	1046-2258
6	Conductor Tube (45 Degree, Standard)	S62-45	2020-2011	-	-
7	Handle Spacer	-	-	S64-2	1046-2271
8	Smoke Nozzle (Standard)	S22-62L	2020-2010	S24-62	1046-2225
8	Smoke Nozzle (High Volume)	-	-	S24-62HV	1046-2226
9	Smoke Tube (60 Degree, Standard)	S62T-60	2020-2001	S64T-60	1046-2240
9	Smoke Tube (45 Degree)	S62T-45	2020-2012	-	-
10	Handle Assembly	S82	2020-2003	S86	1046-2250
11	Handle Valve	-	-	S86-V	1046-2252
12	Trigger Blade Assembly	ELC94-BL	2060-2671	ELC94-BL	2060-2671
13	Trigger	ELC94	2060-2647	EL96	2060-2605
14	Swivel Cap Assembly	S82-C	2020-2005	S86-C	1046-2254
15	Cablehoz® Assembly, 12 ft (4 m)	-	-	S412	1046-2203
15	Cablehoz Assembly, 15 ft (5 m)	S215	2020-2009	S415	1046-2206
16	Smoke Hose, 12 ft (4 m)	S412-H	1046-2214	S412-H	1046-2214
16	Smoke Hose, 15 ft (5 m)	S415-H	1046-2217	S415-H	1046-2217
17	Leather Jacket, 12 ft (4 m)	SHP-12	1046-2267	SHP-12	1046-2267
17	Leather Jacket, 15 ft (5 m)	SHP-15	1046-2268	SHP-15	1046-2268
18	Rear Case Assembly	M6RC	2060-2018	M6RC	2060-2018
19	Control Wire (Tweco®)	MAK-354	2642-2460	MAK-354	2642-2460
19	Control Wire (Miller®)	MSAK-354	2642-2470	MSAK-354	2642-2470
19	Control Wire (Lincoln®)	LAK-354	2642-2450	LAK-354	2642-2450
20	Connector Plug	Refer to Pages 87-88		Refer to Pages 87-88	
21	Conduit Assembly	Refer to Pages 125-128		Refer to Pages 125-128	

Miller is a registered trademark of Illinois Tool Works, Inc. Lincoln is a registered trademark of Lincoln Electric Co. The aforementioned registered trademarks are in no way affiliated with Tweco. Tweco is registered trademark of ESAB.

Tweco® Smoke Collector Fume Removal System



FEATURES

- **Smoke Collector** is compatible with all Tweco Smoke Master MIG Guns
- **Efficiently Removes** welding fumes

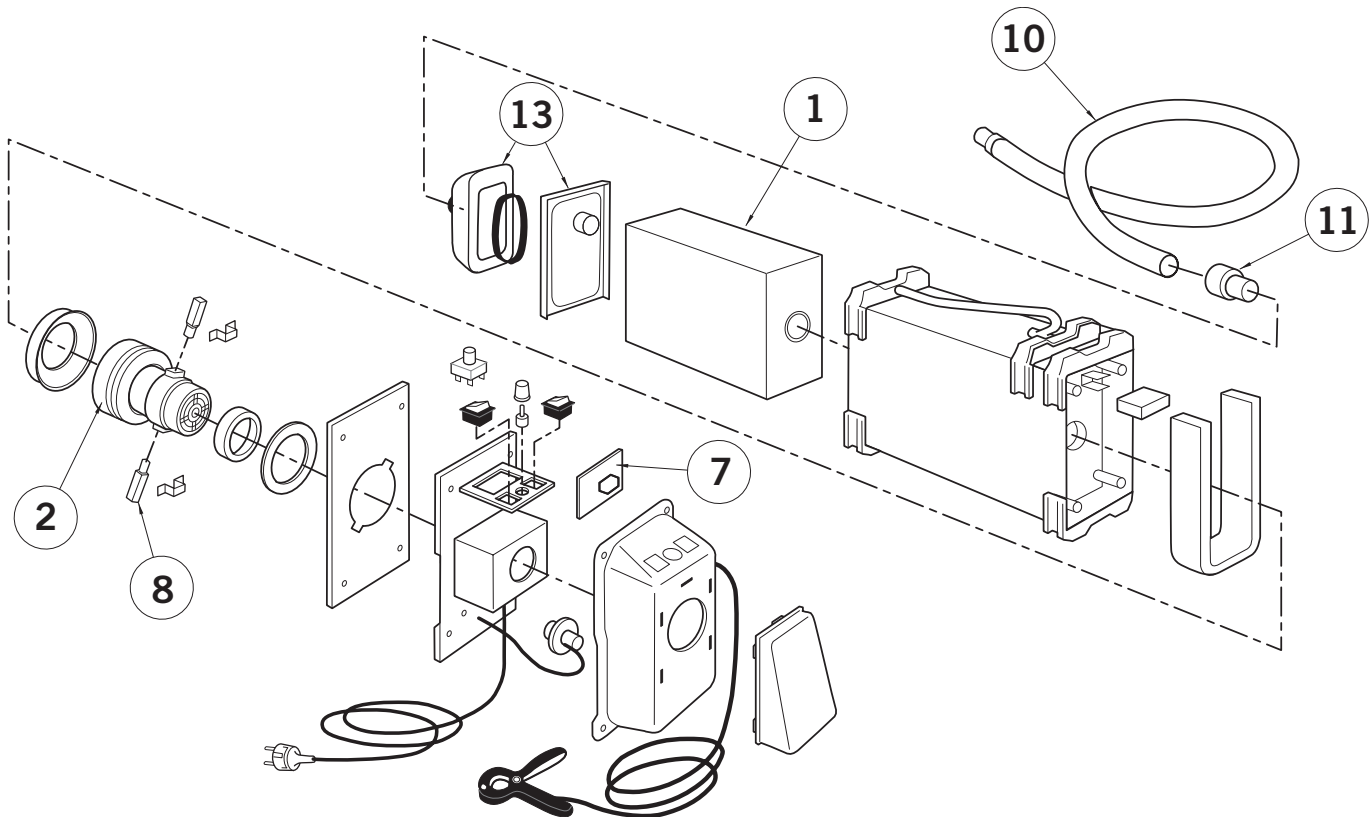
WELDING PROCESSES: MIG (GMAW),

Standard Options Include:

- Automatic Start-Stop Function
- High-Efficiency Particle Filter
- Separately Air-Cooled Motor

Description	Part No.	Stock No.
120 Volt, 60 Hz	TSC-96	4500-1010

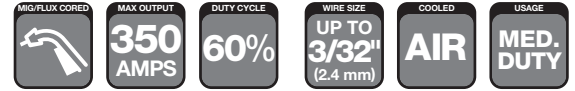
Tweco Smoke Collector Fume Removal System Replacement Parts



#	Description	Part No.	Stock No.
1	Filter - Particle	TSC-F	4500-2060
2	Motor 120 V	TSC-M	4500-2059
7	PCB, Sensor Tong & Potentiometer	TSC580480	4500-2088
8	Brushes Carbon - 2 pieces	TSC-103	4500-2078
10	Smoke Collector Hose, 8 ft (2.44 m)	TSC-H	4500-2061
11	Hose Connector - 1.5" to 1.75" (3.81 cm to 4.45 cm)	TSC-15	4500-2063
13	Motor Cover	TSC184100	4500-2083
NS	Coarse Separator Complete	TSC284230	4500-2098

MIG GUNS

Flux Cored SEFC 350 Amp MIG Gun



60% Duty Cycle - CO₂ Carbon Dioxide

Suitable for Medium Duty Fabrication.

WELDING PROCESSES:

MIG (GMAW), Flux Cored (FCAW)

Standard Options Include:

- Rear Connector
- Standard Conductor Tube – Part No. 64FC-60 (Stock No. 1641-1127) on all guns up to 15 ft (4.6 m)
- Conduit Liner – 44 Series

Tweco® Style Rear Connector

Adapter kits are available to fit Tweco rear connection to most wire feeders

Wire Size	Length	Part No.	Stock No.
Up To 3/32" (2.4 mm)	10 ft (3 m)	SEFC350T-10	1031-1642
	15 ft (4.6 m)	SEFC350T-15	1031-1643

Lincoln® Style Rear Connector

Fits Lincoln LN7, 8, 9, SP200

Wire Size	Length	Part No.	Stock No.
Up To 3/32" (2.4 mm)	10 ft (3 m)	SEFC350-10	1031-1632
	15 ft (4.6 m)	SEFC350-15	1031-1633

Some Lincoln wire feeders are assembled with their K1500-2 gun receiving bushing that will accept Tweco Style MIG Guns direct from the factory. Control wire Part No. MS354-DSLJ (Stock No. 2060-2137) Must be ordered separately.

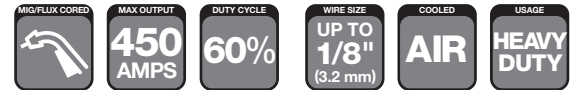
Miller® Style Rear Connector

Wire Size	Length	Part No.	Stock No.
Up To 3/32" (2.4 mm)	10 ft (3 m)	SEFC350M-10	1031-1637
	15 ft (4.6 m)	SEFC350M-15	1031-1638

FEATURES

- **High Impact-Resistant One-Piece “Straight” Handle** allows the welder to locate the trigger at the bottom or top of handle
- **Micro-Switch Trigger Design** incorporates a button style switch for start/stop wire feed
- **Spare Trigger Leads in Cablehoz**
- **Durable & Dependable** for use with all gasless wires
- **Heavy Duty Design** for a wide variety of welding applications
- **Heavy Duty Front End Consumables**
- **Rugged & Durable Power Cablehoz** with proven abrasion & heat resistance
- **Metal “Paddle” Style Trigger Lever**

Flux Cored SEFC 450 Amp MIG Gun



60% Duty Cycle - CO₂ Carbon Dioxide

Suitable for Heavy Duty Fabrication.

WELDING PROCESSES:

MIG (GMAW), Flux Cored (FCAW)

Standard Options Include:

- Rear Connector
- Standard Conductor Tube – Part No. 66FC-60 (Stock No. 1661-1127) on all guns up to 15 ft (4.6 m)
- Conduit Liner – 44FC Series

Tweco® Style Rear Connector

Adapter kits are available to fit Tweco rear connection to most wire feeders

Wire Size	Length	Part No.	Stock No.
Up To 1/8" (3.2 mm)	15 ft (4.6 m)	SEFC450T-15	1041-1120

Lincoln® Style Rear Connector

Fits Lincoln LN7, 8, 9, SP200

Wire Size	Length	Part No.	Stock No.
Up To 1/8" (3.2 mm)	15 ft (4.6 m)	SEFC450-15	1041-1113

Some Lincoln wire feeders are assembled with their K1500-2 gun receiving bushing that will accept Tweco Style MIG Guns direct from the factory. Control wire Part No. MS354-DSLJ (Stock No. 2060-2137) Must be ordered separately.

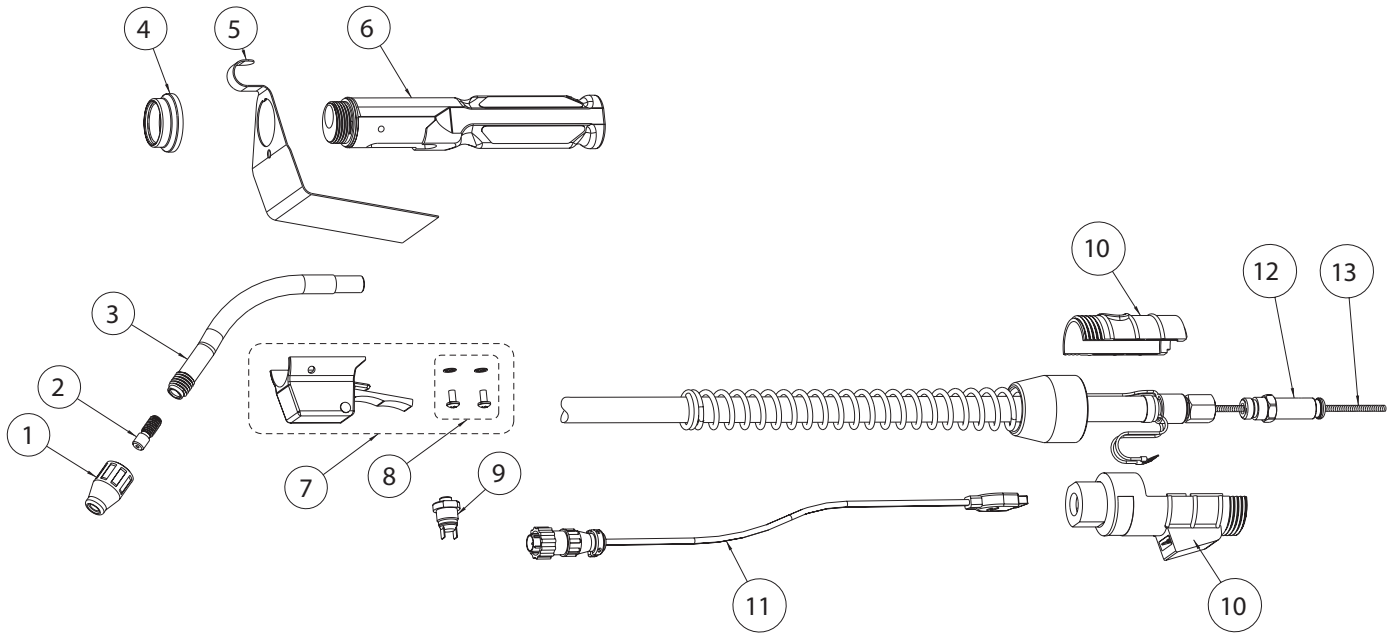
Miller® Style Rear Connector

Wire Size	Length	Part No.	Stock No.
Up To 1/8" (3.2 mm)	15 ft (4.6 m)	SEFC450M-15	1041-1139

Rated Output			Wire Size	Cooled	Application Usage
Amps	Duty Cycle	Gas			
450 Amps	60%	CO ₂ Carbon Dioxide	Up To 1/8" (3.2 mm)	Air	Heavy Duty Fabrication



Flux Cored SEFC Mig Gun Replacement Parts




MIG GUNS

#	Description	350 Amp		450 Amp	
		Part No.	Stock No.	Part No.	Stock No.
1	Insulated Guide Nozzle, 3/4" (19 mm) Stickout	24FC-150	1241-1027	26FC-150	1261-1026
	Insulated Guide Nozzle, 1-1/2" (38 mm) Stickout	N/A		26FC-275	1261-1027
	Thread Protector	24FC-P	1241-1025	N/A	
2	Contact Tip, .045" (1.2 mm)	14FC-045	1140-1125	N/A	
	Contact Tip, .068" (1.72 mm)	14FC-068	1140-1126	N/A	
	Contact Tip, 5/64" (2.0 mm)	14FC-564	1140-1127	16FC-564	1160-1125
	Contact Tip, 7/64" (2.8 mm)	N/A		16FC-764	1160-1127
	Contact Tip, 1/8" (3.2 mm)	N/A		16FC-120	1160-1128
3	Conductor Tube (60 Degree, Standard)	64FC-60	1641-1127	66FC-60	1661-1127
	Conductor Tube (45 Degree)	64FC-45	1641-1126	66FC-45	1661-1126
4	Heat Shield Nut	SE86FC-R2	2060-2065	SE86FC-R2	2060-2065
5	Heat Shield	156W-HS	2062-2157	156W-HS	2062-2157
6	Handle	SE86FC-H	2060-2063	SE86FC-H	2060-2063
7	Trigger Assembly	SE96	2060-2056	SE96	2060-2056
8	Trigger Housing Screw	SE96-SW	2060-2055	SE96-SW	2060-2055
9	Trigger Switch	SE96-B	2060-2054	SE96-B	2060-2054
10	Rear Case	M6RC	2660-2018	M6RC	2060-2018
11	Control Wire (Tweco®)	MAK-354	2642-2460	MAK-354	2642-2460
	Control Wire (Miller®)	MSAK-354	2642-2470	MSAK-354	2642-2470
	Control Wire (Lincoln®)	LAK-354	2642-2450	LAK-354	2642-2450
12	Connector Plug (Tweco)	FC350-174H	2061-2115	FC450-174H	2061-2116
	Connector Plug (Miller)	FC350-174MH	2061-2117	FC450-174MH	2061-2118
	Connector Plug (Lincoln)	173FCH	2041-2131	176FCH	2041-2132
13	Conduit, 10 ft (3 m) 3/32" (2.4 mm)	43FC-332-10	1440-1030	N/A	
	Conduit, 15 ft (4.6 m) 3/32" (2.4 mm)	43FC-332-15	1440-1031	44FC-332-15	1440-1034
	Conduit, 15 ft (4.6 m) 1/8" (3.2 mm)	N/A		44FC-18-15	1440-1036
NS	Protective Cable Wrap, 50 ft (15 m) per box	TCR50	9900-1150	TCR50	9900-1150

Miller is a registered trademark of Illinois Tool Works, Inc. Lincoln is a registered trademark of Lincoln Electric Co. The aforementioned registered trademarks are in no way affiliated with Tweco. Tweco is registered trademark of ESAB.

Tweco® Spool Gun 160 Amp

	MAX OUTPUT 160 AMPS	DUTY CYCLE 20%	WIRE SIZE UP TO .035" (0.9 mm)	COOLED AIR	USAGE LIGHT DUTY
------------------------------------------------------------------------------------	--------------------------------------	---------------------------------	----------------------------------------------------	-----------------------------	-----------------------------------



WELDING PROCESSES:
MIG (GMAW), Aluminum (GMAW)

Standard Options Include:

- 8-pin Amphenol Style Connector
- Standard Straight (180°) Conductor Tube
- Holds standard 4" (102 mm) diameter spools
- Optional 30° Rigid Conductor Tube or Knucklehead™ Flexible Conductor Tube

20% Duty Cycle - Mixed Gases

Suitable for Light Duty Fabrication.

Tweco® Style Rear Connector

Wire Size	Length	Part No.	Stock No.
Up To .035" (0.9 mm)	12 ft (3.6 m)	SG160TA-12-3035	1027-1390
	12 ft (3.6 m)	SG160REB-12-3035	1027-1397

Use on Tweco Fabricator 141i, 181i and 211i power supplies only

Rated Output			Wire Size	Cooled	Application Usage
Amps	Duty Cycle	Gas			
160 Amps	20%	Mixed	Up To .035" (0.9 mm)	Air	Light Duty Fabrication




EASY FIND GUIDE
See Page 71 for Replacement Parts & Optional Accessories

FEATURES

- **Ideal for a Variety of Applications** including aluminum, stainless steel and mild steel welding
- **Long Cables** allow operator to access hard to weld areas
- **Three-Layer Conductor Tube Construction** (Copper Tube / Silicon-Resin Glass Insulator / Metal Jacket) with quick disconnect
- **Tweco 160 Amp and 200 Amp Spool Guns** are designed to work with Tweco new inverter technology on the Fabricator® series of welding systems
- **Comfortable Pistol-Grip Handle Design** with outer spool tension control for ease of operation
- **Tweco 200 Amp Spool Guns** include **3-turn Potentiometer** for fine wire feed speed control

- **Tweco 200 Amp Spool Guns** adapt to most welding machines with the use of **ESG-1 Control Box**
- **ESG-1 Control Box** provides the gas solenoid with pre/post purge control and run-in control for arc starting (See page 60 for ordering information)

Tweco® Spool Gun 200 Amp

	MAX OUTPUT 200 AMPS	DUTY CYCLE 60%	WIRE SIZE UP TO 3/64" (1.2 mm)	COOLED AIR	USAGE MED. DUTY
--------------------------------------------------------------------------------------	--------------------------------------	---------------------------------	----------------------------------------------------	-----------------------------	----------------------------------



WELDING PROCESSES:
MIG (GMAW), Aluminum (GMAW)

Standard Options Include:

- 8-pin Amphenol Style Connector
- Standard Straight (180°) Conductor Tube
- Holds standard 4" (102 mm) diameter spools
- Optional 30° Rigid Conductor Tube or Knucklehead™ Flexible Conductor Tube

60% Duty Cycle - Mixed Gases

Suitable for Medium Duty Fabrication.

Tweco® Style Rear Connector

Wire Size	Length	Part No.	Stock No.
Up To 3/64" (1.2 mm)	12 ft (3.6 m)	SG200REB-12-3545	1027-1398
	25 ft (7.6 m)	SG200REB-25-3545	1027-1399
	25 ft (7.6 m)	SG200-25-3545	1027-1392
	25 ft (7.6 m)	SG200TA-25-3545*	1027-1391

**Use on Tweco Fabricator 220i and 252i power supplies only*

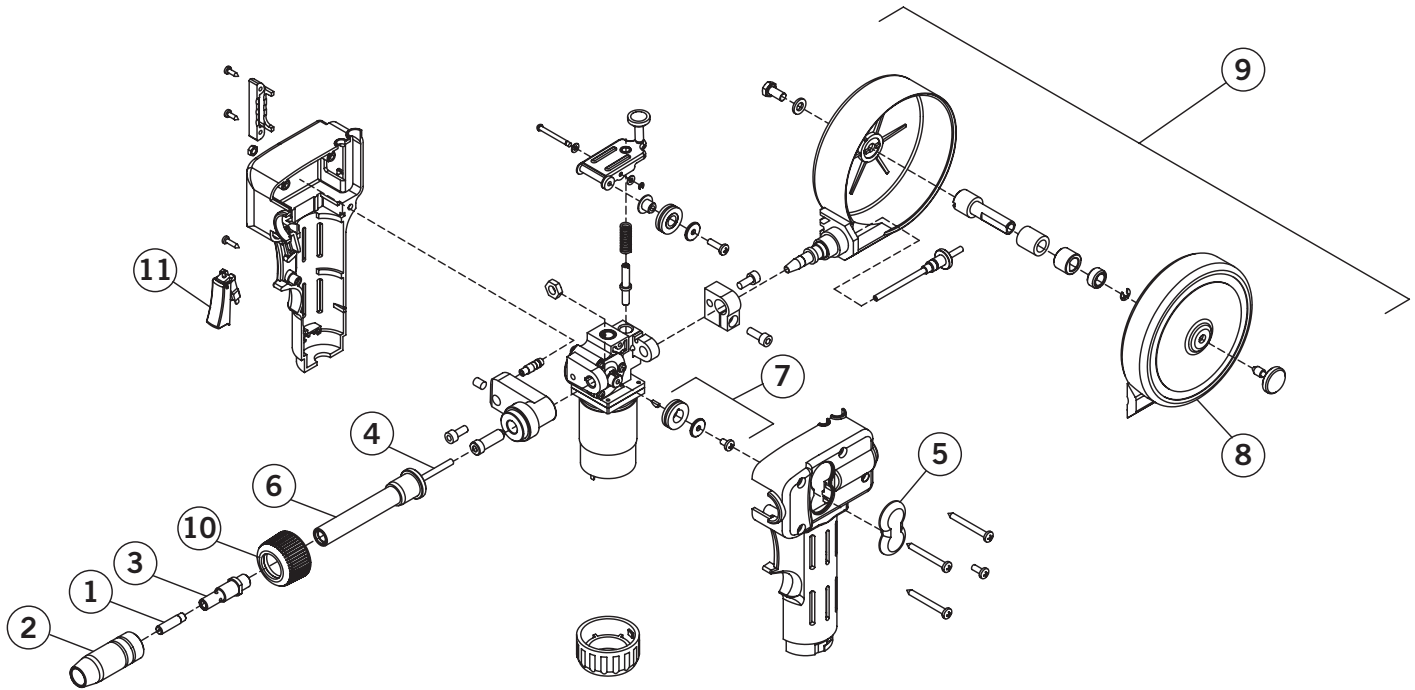
Rated Output			Wire Size	Cooled	Application Usage
Amps	Duty Cycle	Gas			
200 Amps	60%	Mixed	Up To 3/64" (1.2 mm)	Air	Medium Duty Fabrication



EASY FIND GUIDE
See Page 71 for Replacement Parts & Optional Accessories

Tweco® Spool Gun 160 & 200 Amp Replacement Parts

MIG GUNS



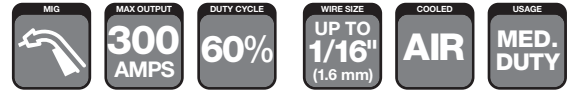
#	Description	Part No.	Stock No.
1	Contact Tip .023 (0.6 mm)	11-23	1110-1100
	Contact Tip .030 (10.8 mm)	11-30	1110-1101
	Contact Tip .035 (10.9 mm)	11-35	1110-1102
2	Nozzle 3/8" (9.5 mm)	21T-37	1210-1300
	Nozzle 3/8" (9.5 mm)	21-37	1210-1100
	Nozzle 1/2" (12.7 mm)	21-50	1210-1110
	Nozzle 5/8" (15.9 mm)	21-62	1210-1120
3	Gas Diffuser	51	1510-1101
4	Conduit	SPG66065	2031-2107
5	Drive Roll Cover	WSPDRC	2031-2227
6	Conductor Tube	WSP62180	2031-2225

#	Description	Part No.	Stock No.
7	.023 Drive Roll - V-Shaped	WSPDRV023	2031-2228
	.023 Guide Roll - V-Shaped	WSPGRV023	2031-2234
	.030 & .035 Drive Roll - V-Shaped	WSPDRV030035	2031-2257
	.030 & .035 Guide Roll - V-Shaped	WSPGRV030035	2031-2258
	.045 Drive Roll - V-Shaped	WSPDRV047	2031-2230
	.045 Guide Roll - V-Shaped	WSPGRV047	2031-2236
	.023 Drive Roll - U-Shaped	WSPDRU023	2031-2250
	.030 & .035 Guide Roll - U-Shaped	WSPDRU030035	2031-2252
	.045 Drive Roll - U-Shaped	WSPDRU047	2031-2254
	Smooth Guide Roll (for use with U-Shaped Drive Rolls, not grooved)	WSPGR	2031-2256
8	Spool Case Cover	WSPSCC	2031-2233
9	Complete Spool Case	WSPSC	2031-2232
10	Conductor Tube Nut	WSP62N	2031-2226
11	Trigger Assembly	WSP92	2031-2231
NS	Replacement Motor	WSPMOTOR	2031-2237
NS	Key Stock for Drive Roll	WSPKEY	2031-2239

Control Wire Jumper Cords

Use with Tweco Spool Gun 200 Amp - Part No. SG200-25-3545 (Stock No. 1027-1392)

Manufacturer	Machine	Part No.	Stock No.
Miller	Millermatic 212	WSPMILL4PJC	2031-2245
Lincoln®	Power MIG® 255C	WSPLIN7PJC	2031-2247
Hobart®	Ironman™ 210, 250	WSPMILL4PJC	2031-2245
ESAB®	MigMaster® 203	WSPESAB7PJC	2031-2248
ESAB	MigMaster 253	WSPESAB7PJC	2031-2248
ESAB	MigMaster 250	WSPESAB7PJC	2031-2248



Tweco® Spool Gun 300 Amp



60% Duty Cycle - Mixed Gases
Suitable for Medium Duty Fabrication.

WELDING PROCESSES:
MIG (GMAW), Aluminum (GMAW)

Standard Options Include:

- Standard Conductor Tube – Part No. PMP64EL-180 (Stock No. 1642-1140)
- Requires the use of the ESG-1 (Stock No. 1028-1295) Control Box for most welding machines

FEATURES


- **Tweco 300 Amp Spool Guns** are designed to work with Tweco new inverter technology on the ArcMaster® MST series of welding systems
- **Ideal for a Variety of Applications** including aluminum, stainless steel and mild steel welding
- **Tweco 300 Amp Spool Guns** adapt to most welding machines with the use of **ESG-1 Control Box** that provides the gas solenoid with pre/post purge control and run-in control for arc starting
- **Comfortable Pistol-Grip Handle Design** with outer spool tension control for ease of operation
- **Three-Layer Conductor Tube Construction** (Copper Tube / Silicon-Resin Glass Insulator / Metal Jacket) with quick disconnect
- **Tweco® 300 Amp Spool Guns** include **3-turn Potentiometer** for fine wire feed speed control

Tweco® Style Rear Connector

RATED OUTPUT			WIRE SIZE	COOLED	APPLICATION USAGE
AMPS	DUTY CYCLE	GAS			
300 Amps	60%	Mixed	Up To 1/16" (1.6 mm)	Air	Medium Duty Fabrication

Wire Size	Length	Part No.	Stock No.
Up To 1/16" (1.6 mm)	25 ft (7.6 m)	SSG225-3545	1027-1370

When using the 300 Amp Spool Gun with Tweco® ArcMaster® MST Series machines, use Tweco SGI100 Spool Gun Interface Box, Part No. W4009115



Tweco® ESG-1 Control Box



Part No. ESG-1
(Stock No. 1028-1295)

115 Volt, Single Phase, 60 Hz
used with Eliminator Spool Guns

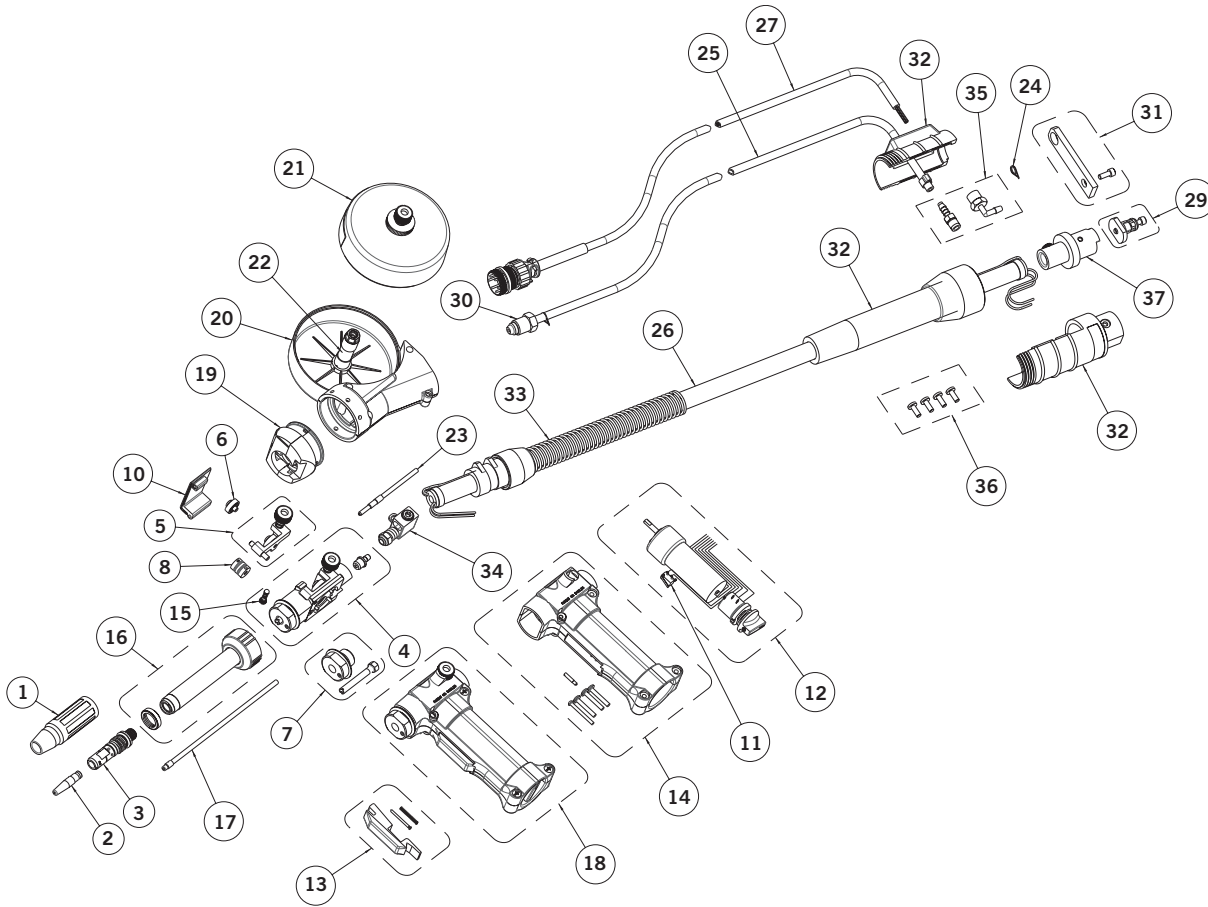
WELDING PROCESSES:
MIG (GMAW), Aluminum (GMAW)

Standard Options Include:

- Standard Power Cord 6 ft (2 m)
- Requires Jumper Cord

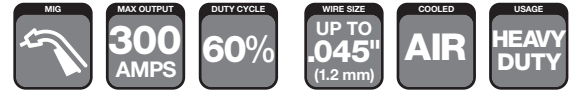
Tweco® Spool Gun 300 Amp Replacement Parts

MIG GUNS



#	Description	Part No.	Stock No.
1	Nozzle	EL24CT Series	
2	Contact Tip	EL16 Series	
3	Diffuser	EL54CT-SW	
4	Head Block Assembly	SPG103	2031-2100
5	Pressure Arm Assembly	SPG103-1	2060-1727
6	Idler Bearing Assembly	N/A	
7	Adapter Nut & Wire Guide	EPG66-N	2031-2096
8	Drive Roll 0.030" (0.8 mm)	EPG103-2-08	2031-2091
	Drive Roll 0.035" (0.9 mm)	EPG103-2-09	2031-2077
	Drive Roll 0.040" (1.0 mm)	EPG103-2-10	2031-2023
	Drive Roll 3/64" (1.2 mm) Standard	EPG103-2-12	2031-2003
	Drive Roll 1/16" (1.6 mm)	EPG103-2-16	2031-2022
10	Handle Cover Assembly	EPG86-2	2031-2013
11	Trigger Switch	ESG90	2025-2399
12	Motor Assembly (24VAC)	SSGM24	2031-2101
13	Trigger Lever	SPG-96TL	2060-2733
14	Handle Sub-Assembly	SSG86	2060-2739
15	Poppet Valve Assembly	PMP-PV	2060-2737
16	Conductor Tube 30 Degree	PMP64EL30	1642-1141
	Conductor Tube 180 Degree	PMP64EL180	1642-1140
	Flexible Conductor Tube	PMP64SFLX360	1642-1142

#	Description	Part No.	Stock No.
17	Jump Liner	PMP44PTF116	1644-1096
	Jump Liner Teflon	PMP-44FLX-116	1644-1095
	Jump Liner Copper	PMP-44-116	1644-1097
18	Spool Gun Assembly w/o Cable & Support	SSG300G	2031-2117
19	Pivot Assembly	ESG186	2025-2397
20	Spool Canister Assembly	ESG186S	2025-1392
21	Spool Cover Assembly	ESG186C	2025-2393
22	Friction Tube Replacement (5 PC)	ESG186S-3	2025-2385
23	Conduit Assembly	N/A	
24	Wire Tie	BG-53N04	8040-1998
25	Gas Hose Assembly F/SSG Spool Gun	SSG3003GH	2060-2741
26	Extruded Spool Gun Cablehoz, 25 ft (8 m) Long	SSG30025	2060-2742
27	10 Pin Control Cable Assembly F/SSG Spool Gun	SSG300CW	2060-2744
28	Hex Wrench Set	N/A	
29	25 mm Dinse Connector	SSG-DINS25	2035-2186
30	Rear Gas Nipple	EPG-RGN	2031-2083
31	Straight Lug	ESG-172SL	2031-2110
32	Rear Case Sub-Assembly	SSGT6RC	2031-2111
33	Front Strain Relief Assembly	SPG146R	2031-2112
34	Cable Connector Assembly	SPG102	2031-2113
35	Hose Barb Connector	ESG6RCUGN	2031-2114
36	10-24 X 1/2" BH Plastic Screw	SSG172PS	2031-2115
37	Rear Power Connector	ESG172	2031-2116
NS	Protective Cable Wrap, 50 ft (15 m) per box	TCR50	9900-1150



PullMaster™ 300 Amp MIG Gun



Tweco PullMaster Standard MIG Gun

Tweco PullMaster Smart MIG Gun with digital display

60% Duty Cycle - Mixed Gases
Suitable for Light - Heavy Duty Fabrication.

WELDING PROCESSES:
MIG (GMAW), Aluminum (GMAW)

Standard Options Include:

- Rear Connector
- Standard without "Smart" capability, Available with Smart Capability
- Standard Conductor Tube – Part No. PMP64EL-180 (Stock No. 1642-1140)
- Available with Optional 30° Rigid or Knucklehead™ Flexible Conductor Tube



FEATURES

- **"Smart" Capability** with digital display and one-touch controls to adjust primary parameters such as welding current, material thickness, wire feed speed or arc length trim
- **Comfortable Pistol-Grip Handle Design** for ease of operation
- **Three-Layer Conductor Tube Construction** (Copper Tube / Silicon-Resin Glass Insulator / Metal Jacket) with quick disconnect
- **Incorporates the Cablehoz®** used on other Tweco MIG guns
- **Improved Performance** with longer-life consumables
- **Heavy Duty Contact Tip and Diffuser** to act as "heat sink" in high heat applications

Standard Gun *PulseMaster MIG Guns are Standard without "Smart" Capability.*

Smart Gun *PullMaster Smart MIG Guns are used only with Tweco® PowerMaster SP machines and are available with "Smart" Capability.*

Tweco® Style Rear Connector

Adapter kits are available to fit Tweco rear connection to most wire feeders

Tweco Style Rear Connector

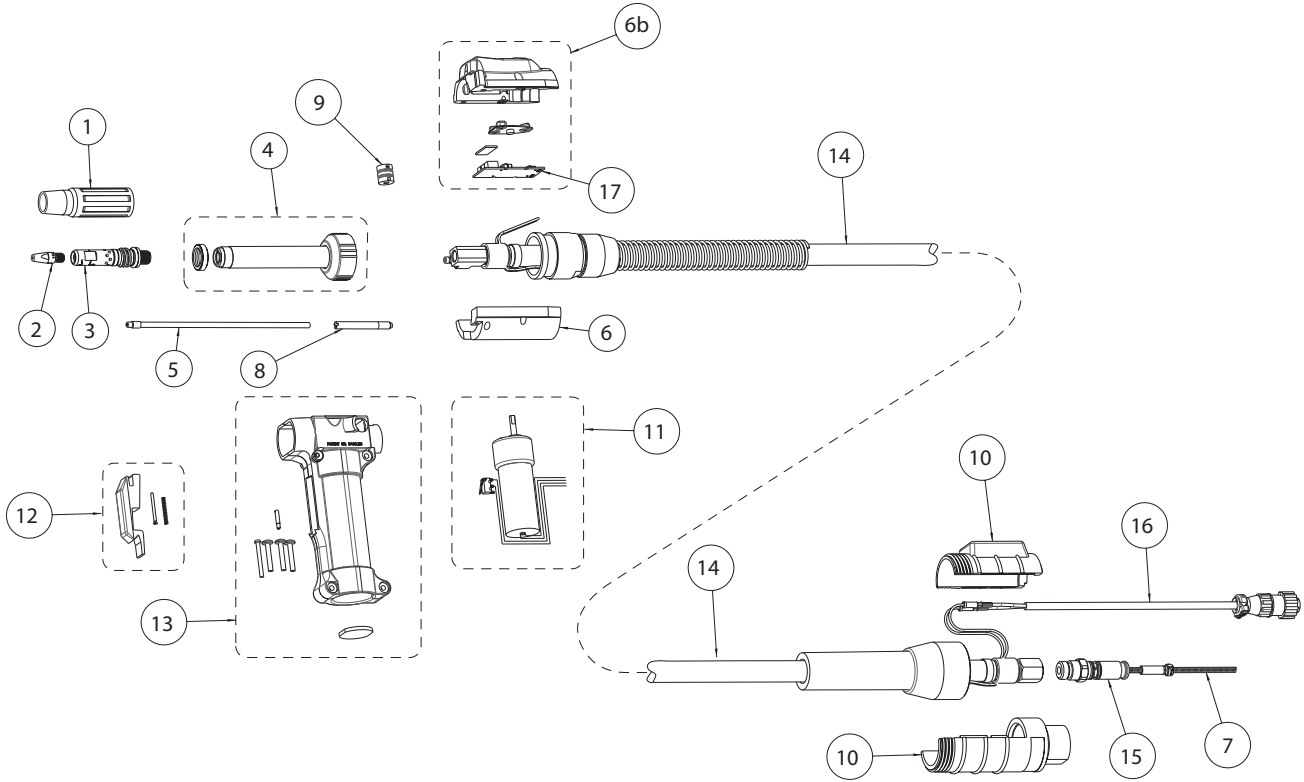
Wire Size	Length	Part No.	Stock No.
Up To .045" (1.2 mm)	33 ft (10.1 m)	PMP333-3545	1027-1401

Wire Size	Length	Part No.	Stock No.
Up To .045" (1.2 mm)	33 ft (10.1 m)	PMP333-3545	1027-1407

Rated Output			Wire Size	Cooled	Application Usage
Amps	Duty Cycle	Gas			
200 Amps	60%	Mixed	Up To .045" (1.2 mm)	Air	Medium Duty Fabrication

PullMaster™ 300 Amp MIG Gun Replacement Parts

MIG GUNS



#	Description	Part No.	Stock No.
1	Nozzle	PMA24 Series	
2	Contact Tip	16APS Series	
3	Diffuser	PMA54-16S	1543-1106
4	Conductor Tube	PMP64EL Series	
5	Teflon Jump Liner, Flex Tube	PMP-44FLX-116	1644-1095
	Teflon Jump Liner, Rigid Tubes	PMP-44PTF-116	1644-1096
	Bronze Jump Liner for Steel Wires, Rigid Tubes	PMP-44-116	1644-1097
6b	Support Assembly Front (Including Smart Cover, PCB Membrane, Lens & Lower Support)	PMPS186	2060-2725
7	33 ft (10 m) Conduit Assembly, 3/64" - 1/16" (1.2 mm - 1.6 mm) Wire	PMP 44-116-33	1441-1125
	33 ft (10 m) Conduit Assembly, 3/64" - 1/16" (1.2 mm - 1.6 mm) Steel Wire	PMPS 44-116-33	1441-1129
	33 ft (10 m) Conduit Assembly, .035" - .045" (0.9 mm - 1.1 mm) Steel Wire	PMPS 44-3545-33	1441-1131
8	Front Wire Guide Assembly	PMPS-106TA	2060-1729

#	Description	Part No.	Stock No.
9	Drive Roll .030" (0.8 mm) Wire	EPG103-2-0.8	2031-2091
	Drive Roll .035" (0.9 mm) Wire	EPG103-2-0.9	2031-2077
	Drive Roll .040" (1.0 mm) Wire	EPG103-2-1.0	2031-2023
	Drive Roll 3/64" (1.2 mm) Wire	EPG103-2-1.2	2031-2003
	Drive Roll 1/16" (1.6 mm) Wire	EPG103-2-1.6	2031-2022
	Drive Roll V-Groove 1/16" (1.6 mm) Steel Wire	EPG103-2-1.6V	2031-2134
	Drive Roll V-Groove 3/64" (1.2 mm) Steel Wire	EPG103-2-1.2V	2031-2135
	Drive Roll V-Groove .035" (0.9 mm) Steel Wire	EPG103-2-0.9V	2031-2136
10	Motor Assembly (24VDC)	PMP-M24	2060-2732
NS	Handle Cover Assembly	EPG86-2	2031-2013
11	Trigger Lever	SPG-96TL	2060-2733
12	Handle Assembly	SPG86	2060-2734
13	Cablehoz® Assembly 33 ft (10 m) Standard	PMP300-33	2060-2750
	Cablehoz® Assembly 50 ft (15 m) Standard	PMP300-50	2060-2751
14	Connector Plug	Refer to Pages 87-88	
15	Control Wire (Standard)	MS354-DSM	2060-2140
16	Replacement PCB	PM85-PCB	2060-2738
NS	EPG-CR2 Jumper Wire	PMP354T	2031-2145
	Protective Cable Wrap, 50 ft (15 m) per box	TCR50	9900-1150



Features & Benefits

- **Heavy Duty Design** for industrial application environments
- **Ergonomic Handle** for operator comfort and appeal
- **Low Bench Weight** for easy to handle gun reduces operator fatigue
- **Increased Interface** between contact tip & gas diffuser improves performance and electrical conductivity
- **Provides Cooling Benefits** for the front end consumables for maximum efficiency and comfort
- **Heavy Duty Contact Tip and Diffuser** to act as “heat sink” in high heat applications
- **Improved Performance** with longer-life front end consumables
- **Operates @ 100% Duty Cycle** at high amperage applications

Water-Cooled MIG Gun Series

		Fusion Pro 450 Amp	PulseMaster 400 Amp	PulseMaster 500 Amp	Standard 600 Amp
Applications		Light - Medium Duty Fabrication	Light-Medium Duty Fabrication	Heavy Duty Fabrication	Medium-Heavy Duty Fabrication
Standard Options	Rear Connector	■	■	■	■
	Standard without "Smart" Capability	■	■	■	
	"Smart" Capability	■	■	■	
Output Current		450 Amps	400 Amps	500 Amps	600 Amps
Duty Cycle - Mixed Gases		450 Amps	100%	100%	100%
Wire Diameter		Up to 1/16 (1.6mm)	Up to .045" (1.2 mm)	Up to .045" (1.2 mm)	Up to 3/32" (2.4 mm)
Process	MIG	■	■	■	■
	Aluminum	■	■	■	■



Fusion Pro 450 AMP
Water-Cooled MIG Gun



PulseMaster™ 400 & 500 Amp
Water-Cooled Smart MIG Gun



Standard 600 Amp
Water-Cooled MIG Gun

Fusion Pro 450 AMP Water-Cooled MIG Gun



100% Duty Cycle - Mixed Gases

Suitable for Light-Medium Duty Fabrication.

Fusion Pro 450 amp MIG gun is the latest addition to the TWECO water-cooled torch line. Front end wear parts are similar to a prior series in the family of MIG guns manufactured by TWECO under the series name Supra 450.

FEATURES

- **“Knuckle joints and spring** support for improved flexibility
- Heat insulated torch necks for best handling
- Easy to service torches with insulated gas nozzle
- Ergonomic handle with soft-grip areas
- **Blade-Style Trigger Design** performs over 2 million cycles without failure
- **Multiple-Position Conductor Tube** for quick tool-free change, rotation and lower heat in the front end
- **Increased Interface** between contact tip & gas diffuser improves electrical conductivity
- **Heavy Duty Contact Tip and Diffuser** to act as “heat sink” in high heat applications

WELDING PROCESSES:
MIG (GMAW), Aluminum (GMAW)

Standard Options Include:

- Rear Connector
- Standard Conductor Tube - TBD
- Conduit Liner – TBD

MIG GUNS

Tweco® Style Rear Connector

Wire Size	Length	Part No.	Stock No.
Up To 1/16" (1.6 mm)	10 ft (3 m)	FPW410116	1044-1169
	15 ft (5 m)	FPW415116	1044-1170

Lincoln® Style Rear Connector

Wire Size	Length	Part No.	Stock No.
Up To 1/16" (1.6 mm)	10 ft (3 m)	FPW410L116	1044-1173
	15 ft (5 m)	FPW415L116	1044-1174

Miller® Style Rear Connector

Adapter kits are available to fit Tweco rear connection to most wire feeders

Wire Size	Length	Part No.	Stock No.
Up To 1/16" (1.6 mm)	10 ft (3 m)	FPW410M116	1044-1171
	15 ft (5 m)	FPW415M116	1044-1172

Euro-Kwik Style Rear Connector

Wire Size	Length	Part No.	Stock No.
Up To 1/16" (1.6 mm)	10 ft (3 m)	FPW410X116	1044-1178
	15 ft (5 m)	FPW415X116	1044-1179

Rated Output			Wire Size	Cooled	Application Usage
Amps	Duty Cycle	Gas			
450 Amps	100%	Mixed	Up to 1/16"	Water (1.6mm)	Light-Medium Duty Fabrication

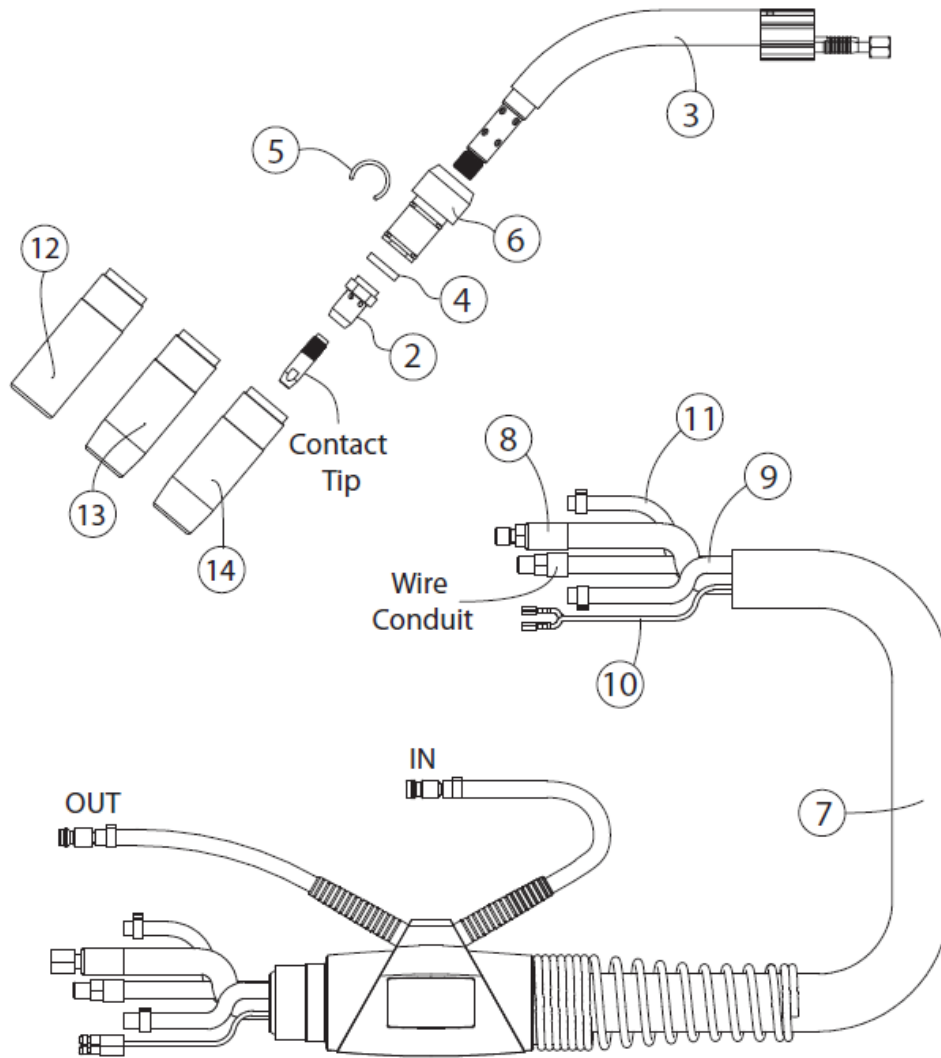
EASY FIND

EASY FIND GUIDE

See Pages 79 & 80 for Replacement Parts & Optional Accessories

FUSION Pro Water-Cooled MIG Gun

Replacement Parts



#	Description	Part No.	Stock No.
2	Gas Diffuser	FPW5416S	1540-1117
3	Conductor Tube	FPW6460	1644-1127
4	Insulator Ring	SW642	2044-1020
5	Nozzle Retaining Ring	SW64R	2044-1025
6	Nozzle Holder	SW643	2044-1019
7	Complete Cable Assembly – 10ft (3m)	FPW410	1742-2134
	Complete Cable Assembly – 15ft (5m)	FPW415	1742-2135
	Complete Cable Assembly – EURO - 10ft (3m)	FPWX410	1742-2136
	Complete Cable Assembly – EURO - 15ft (5m)	FPWX415	1742-2137
8	Water Power Cable – 10ft (3m)	FPW410PC	1742-2233
	Water Power Cable – 15ft (5m)	FPW415PC	1742-2234

#	Description	Part No.	Stock No.
9	Gas Hose – 10ft (3m)	FPW410GH	1742-2248
	Gas Hose – 15ft (5m)	FPW415GH	1742-2249
10	Control Cable - Wire Conduit – 10ft (3m)	FPW410CC	1742-2238
	Control Cable - Wire Conduit – 15ft (5m)	FPW415CC	1742-2239
11	Water Hose Assembly with Hose Clamps – 10ft (3m)	FPW410WO	1742-2228
	Water Hose Assembly with Hose Clamps – 15ft (5m)	FPW415WO	1742-2229
12	Nozzle – 0.83" (21mm)	FPW2421	1244-1030
13	Nozzle – 0.61" (15.5mm)	FPW2415	1244-1028
14	Nozzle – 0.67" (17mm)	FPW2417	1244-1029

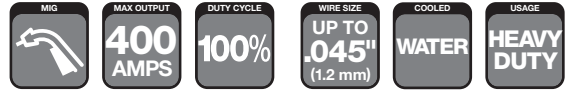
FUSION Pro Water-Cooled MIG Gun

Replacement Parts & Consumables

FUSION PRO Contact Tips		
Description	Part No.	Stock No.
Contact Tip – 0.035" (0.8mm)	FPW1435	1140-1217
Contact Tip – 0.040" (1.0mm)	FPW1440	1140-1218
Contact Tip – 0.045" (1.2mm)	FPW1445	1140-1219
Contact Tip – 0.052" (1.3mm)	FPW1452	1140-1220
Contact Tip – 1/16" (1.6mm)	FPW14116	1140-1222

Ordering Information		
Description	Part No.	Stock No.
Handle Kit Strain Relief & Mounting Screws	FPW84	2044-1038
Trigger Assembly	FPW94	2044-1039

FUSION PRO Contact Tips		
Description	Part No.	Stock No.
44 Series Conduit Liner – Up To 1/16" (1.6mm) – 10ft (3m)	FPW4411610	1440-1904
44 Series Conduit Liner – Up To 1/16" (1.6mm) – 15ft (5m)	FPW4411615	1440-1905
44 Series Conduit Liner – Up To 1/16" (1.6mm) – EURO - 10ft (3m)	FPWX4411610	1440-1908
44 Series Conduit Liner – Up To 1/16" (1.6mm) – EURO -15ft (5m)	FPWX4411615	1440-1909
44 Series Conduit Liner – Up To .045" (1.2mm) – 10ft (3m)	FPW44354510	1440-1906
44 Series Conduit Liner – Up To .045" (1.2mm) – 15ft (5m)	FPW44354515	1440-1907
44 Series Conduit Liner – Up To .045" (1.2mm) – EURO -10ft (3m)	FPWX44354510	1440-1910
44 Series Conduit Liner – Up To .045 (1.2mm) – EURO-15ft (5m)	FPWX44354515	1440-1911
FOR ALUMINUM WIRE (PTFE/BRONZE LINER)		
44 Series Conduit Liner – Up To 1/16" (1.6mm) – 10ft (3m)	FPWA4411610	1440-1914
44 Series Conduit Liner – Up To 1/16" (1.6mm) – 15ft (5m)	FPWA4411615	1440-1915
44 Series Conduit Liner – Up To 1/16" (1.6mm) – EURO - 10ft (3m)	FPWXA4411610	1440-1919
44 Series Conduit Liner – Up To 1/16" (1.6mm) – EURO -15ft (5m)	FPWXA4411615	1440-1920
44 Series Conduit Liner – Up To .045" (1.2mm) – 10ft (3m)	FPWA44354510	1440-1916
44 Series Conduit Liner – Up To .045" (1.2mm) – 15ft (5m)	FPWA44354515	1440-1917
44 Series Conduit Liner – Up To .045" (1.2mm) – EURO -10ft (3m)	FPWXA44354510	1440-1921
44 Series Conduit Liner – Up To .045 (1.2mm) – EURO-15ft (5m)	FPWXA44354515	1440-1922



PulseMaster™ 400 Amp Water-Cooled MIG Gun



Tweco® PulseMaster Smart MIG® Gun with digital display

Tweco PulseMaster Standard MIG Gun

100% Duty Cycle - Mixed Gases
Suitable for Heavy Duty Fabrication.

WELDING PROCESSES:
MIG (GMAW), Aluminum (GMAW)

Standard Options Include:

- Rear Connector
- Standard without “Smart” Capability but available with “Smart” Capability
- Standard Conductor Tube – Part No. PMP64EL-180 (Stock No. 1642-1140)
- Conduit Liner – 44 Series

FEATURES

- **“Smart” Capability** with digital display and one-touch, on-the-fly controls to adjust primary parameters such as welding current, material thickness, wire feed speed or arc length trim
- **Heavy Duty Design** for industrial application environments and long-lasting durability
- **Heavy Duty Cablehoz®** designed for pulse welding demands with smooth feed performance to reduce “bird nesting” and provide excellent flexibility for better current capacity
- **Ergonomic Impact-Resistant Handle** to reduce operator fatigue
- **Blade-Style Trigger Design** performs over 2 million cycles without failure
- **Multiple-Position Conductor Tube** for quick tool-free change, rotation and lower heat in the front end
- **Increased Interface** between contact tip & gas diffuser improves electrical conductivity
- **Heavy Duty Contact Tip and Diffuser** to act as “heat sink” in high heat applications

Smart Gun *PulseMaster Smart MIG Guns are used only with Tweco® PowerMaster SP machines and are available with “Smart” Capability.*

Tweco® Style Rear Connector

Wire Size	Length	Part No.	Stock No.
Up To .045" (1.2 mm)	12 ft (3.6 m)	PMWS412-3545	1042-1510
	15 ft (4.6 m)	PMWS415-3545	1042-1511

Euro-Kwik Style Rear Connector

Wire Size	Length	Part No.	Stock No.
Up To .045" (1.2 mm)	12 ft (3.6 m)	PMWS412X-3545	1042-1515

Standard Gun *PulseMaster MIG Guns are Standard without “Smart” Capability.*


Tweco® Style Rear Connector

Adapter kits are available to fit Tweco rear connection to most wire feeders

Wire Size	Length	Part No.	Stock No.
Up To .045" (1.2 mm)	12 ft (3.6 m)	PMW412-3545	1042-1500

Euro-Kwik Style Rear Connector

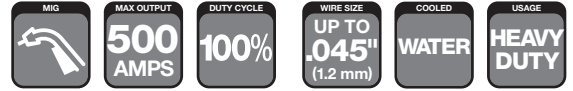
Wire Size	Length	Part No.	Stock No.
Up To .045" (1.2 mm)	12 ft (3.6 m)	PMW412X-3545	1042-1505



Rated Output			Wire Size	Cooled	Application Usage
Amps	Duty Cycle	Gas			
400 Amps	100%	Mixed	Up To .045" (1.2 mm)	Water	Heavy Duty Fabrication



PulseMaster™ 500 Amp Water-Cooled MIG Gun



WELDING PROCESSES:
MIG (GMAW), Aluminum (GMAW)

Standard Options Include:

- Rear Connector
- Standard without “Smart” Capability but available with “Smart” Capability
- Standard Conductor Tube – Part No. PMP64EL-180 (Stock No. 1642-1140)
- Conduit Liner – 44 Series

100% Duty Cycle - Mixed Gases
Suitable for Heavy Duty Fabrication.

FEATURES

- **“Smart” Capability** with digital display and one-touch, on-the-fly controls to adjust primary parameters such as welding current, material thickness, wire feed speed or arc length trim
- **Heavy Duty Design** for industrial application environments and long-lasting durability
- **Heavy Duty Cablehoz®** designed for pulse welding demands with smooth feed performance to reduce “bird nesting” and provide excellent flexibility for better current capacity
- **Improved Performance** with longer-life consumables
- **Twin-Pulse Mode** for the perfect weld bead
- **Multiple-Position Conductor Tube** for quick tool-free change, rotation and lower heat in the front end
- **Increased Interface** between contact tip & gas diffuser improves electrical conductivity

Smart Gun *PulseMaster Smart MIG Guns are used only with Tweco® PowerMaster SP machines and are available with “Smart” Capability.*

Tweco® Style Rear Connector

Wire Size	Length	Part No.	Stock No.
Up To .045" (1.2 mm)	12 ft (3.6 m)	PMWS512-3545	1042-1535

Euro-Kwik Style Rear Connector

Wire Size	Length	Part No.	Stock No.
Up To .045" (1.2 mm)	12 ft (3.6 m)	PMWS512X-3545	1042-1540

Standard Gun *PulseMaster MIG Guns are Standard without “Smart” Capability.*


Tweco® Style Rear Connector

Adapter kits are available to fit Tweco rear connection to most wire feeders

Wire Size	Length	Part No.	Stock No.
Up To .045" (1.2 mm)	15 ft (4.6 m)	PMW515-3545	1042-1526

Euro-Kwik Style Rear Connector

Wire Size	Length	Part No.	Stock No.
Up To .045" (1.2 mm)	15 ft (4.6 m)	PMW515X-3545	1042-1531

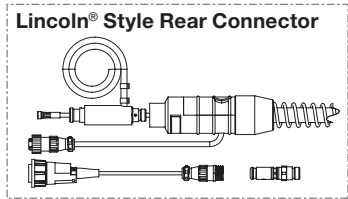
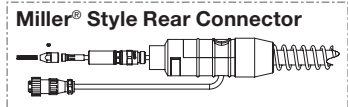
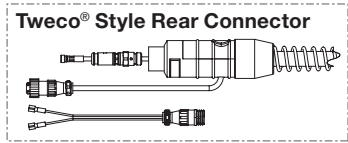
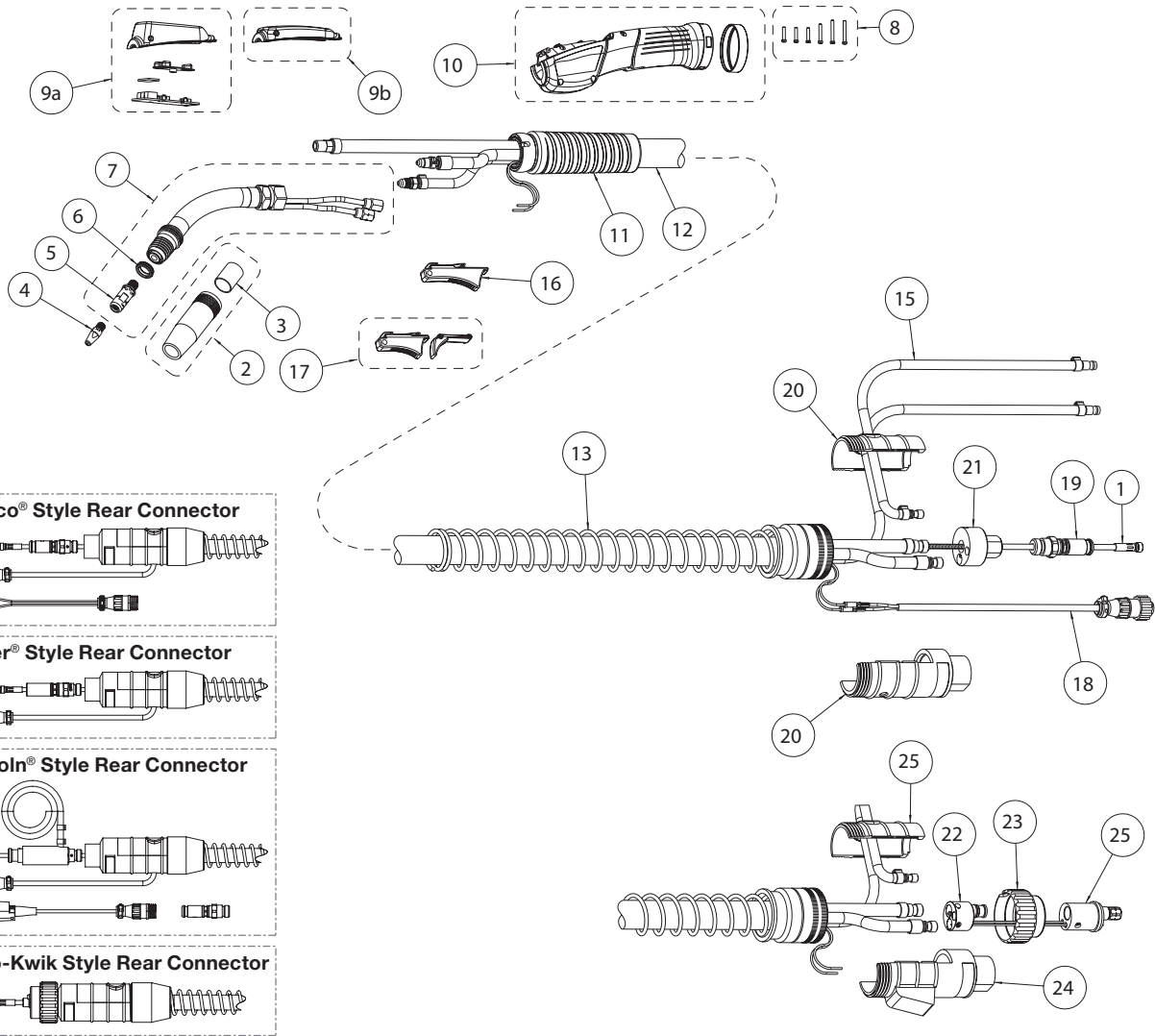


Rated Output			Wire Size	Cooled	Application Usage
Amps	Duty Cycle	Gas			
500 Amps	100%	Mixed	Up To .045" (1.2 mm)	Water	Heavy Duty Fabrication



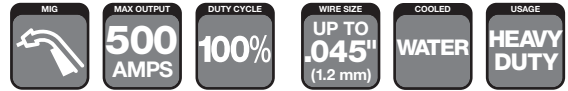
Miller is a registered trademark of Illinois Tool Works, Inc. Lincoln is a registered trademark of Lincoln Electric Co. The aforementioned registered trademarks are in no way affiliated with Tweco. Tweco is registered trademark of ESAB.

PulseMaster™ Water-Cooled MIG Gun Replacement Parts



#	Description	Part No.	Stock No.
1	Conduit Assembly	Refer to Pages 125-128	
2	Nozzle	PMW24 Series	
3	Nozzle Insulator / Spatter Shield	WC23-1	1230-1084
4	Contact Tip	16PS Series	
5	Gas Diffuser used w/16P & 16PS Series Contact Tips	PMW5516	1550-1105
6	Pressure Ring	PMW64-3	1644-2900
7	Conductor Tube	PMW64 Series	
8	Handle Screws w/ T9 Star Head (12 mm, 16 mm, & 20 mm LG)	PMHSK	2060-2705
9a	Handle Housing w/ Smart Control Assembly	PM84-PCB-HK	2060-2706
9b	Handle Housing (Blank)	PM84-H	2060-2707
10	Large Handle Assembly w/ Retaining Ring	PM84	2060-2708
	Small Handle Assembly w/ Retaining Ring	PM83	2060-2715
11	Front Cable Support	PMW-SPS	2060-2720

#	Description	Part No.	Stock No.
12	12 ft (3.6 m) Cable and Hose Assembly	PMW512	2060-2721
13	Strain Relief Spring	QR-SPR	3045-1177
14	Strain Relief Cap	QR-RC	3045-1238
15	Water Hose Assembly	--	--
16	Trigger	PM94	2060-2712
17	Trigger & Guard Assembly	--	-
18	Control Wire Plug	MS354-DSM	2060-2140
19	Heavy Duty Connector Plug Assembly	350-174H	2035-2110
20	Rear Case	--	--
21	Rear Connector Block (Direct Plug)	WC6-170H	2064-2171
22	Rear Connector Block (Euro)	WC174X-B	2044-2182
23	Euro-Kwik Connector Nut	174X-2	2040-2177
24	Euro-Kwik Rear Case	X6RC	2060-2006
25	Euro-Kwik Connector Assembly	WC174X	2044-2181



Tweco® TC900 & TCV900

Water Coolers

Tweco TCV900 Water Cooler



Tweco TC900 Water Cooler



FEATURES

- **Designed for MIG Guns & TIG Torches** up to 500 Amps
- **12,000 BTU @ 75 degree differential** between ambient and return water temperature
- **1 GPM @ 50 psi** (Gear Pump)
- **Stainless Steel Construction** eliminates coolant contamination due to electrolyte and chemical reactions
- **High Efficiency Radiator Design** pulls outside air through radiator
- **Vertical Model** has molded seamless plastic water tank; virtually eliminates leakage
- **Pump Bypass** to tank on rotary gear pump - keeps pump from overheating
- **Vane Pumps** are equipped with a bypass to eliminate excessive pump wear

WELDING PROCESSES:

MIG (GMAW), TIG (GTAW)

Standard Options Include:

- Stainless Steel Construction
- 2 Gallon Reservoir
- Vertical or Horizontal Models Available
- Available options include either Gear Pump or Vane Pump


TC900 Water Cooler

Description	Part No.	Stock No.
Cooler w/ Gear Pump 110V - 50/60 Hz	TC900-G	4010-1010
Cooler w/ Vane Pump 110V - 50/60 Hz	TC900-V	4010-1011

TCV900 Water Cooler

Description	Part No.	Stock No.
Cooler w/ Gear Pump 110V - 50/60 Hz	TCV900-G	4010-1035
Cooler w/ Vane Pump 110V - 50/60 Hz	TCV900-V	4010-1036

Rated Output			Wire Size	Cooled	Application Usage
Amps	Gear Pump	Temperature			
500 Amps	1 GPM @ 50 psi	12,000 BTU @ 75° differential	2 Gal. (7.6 L)	Water	Heavy Duty Fabrication



Standard 600 Amp Water-Cooled MIG Gun



100% Duty Cycle - CO₂ Carbon Dioxide
Suitable for Medium - Heavy Duty Fabrication.

WELDING PROCESSES:
MIG (GMAW), Aluminum (GMAW)

Standard Options Include:

- Rear Connector
- Standard Conductor Tube – Part No. WCS66-60 (Stock No. 1664-1106)
- Conduit Liner – 45 Series

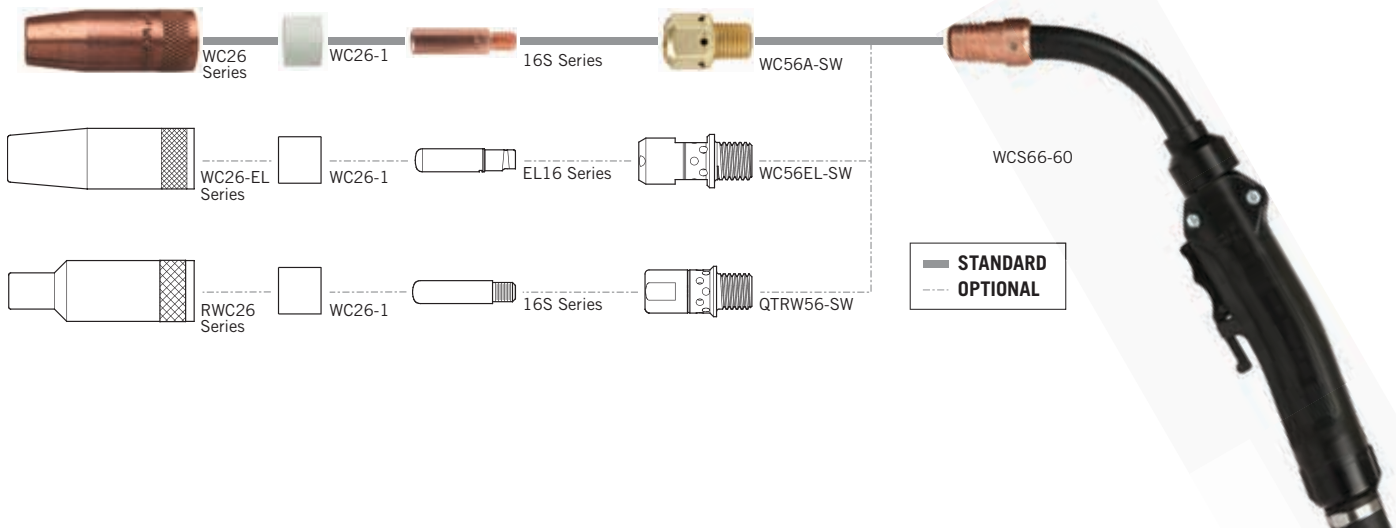
FEATURES

- **Ergonomic Handle** to reduce operator fatigue
- **Low Bench Weight** for easy to handle gun
- **Provides Cooling Benefits** to increase “weld” life of front end consumables
- **Cool Running** for maximum efficiency and comfort
- **High Water Flow Rates**
- **Large Water Lines** for maximum cooling
- **Threaded Water Line Connections** making hook-up easy (LH CGA)
- **Increased Duty Cycle** at high amperage applications
- **Large Diameter Wire Capacity** up to 7/64” (2.8 mm)
- **Outer Cover** protects components from weld spatter/abrasion
- **Simplified Direct Rear Plug Connections**
- **Replacement Cable Assemblies Available** – field-repairable power cable, water-lines and gas hose
- **Color Coded Water Lines** for easy identification to water-in & water-out
- **Adapts Easily** to Miller® and Lincoln® style machines

Tweco® Style Rear Connector

Adapter kits are available to fit Tweco rear connection to most wire feeders

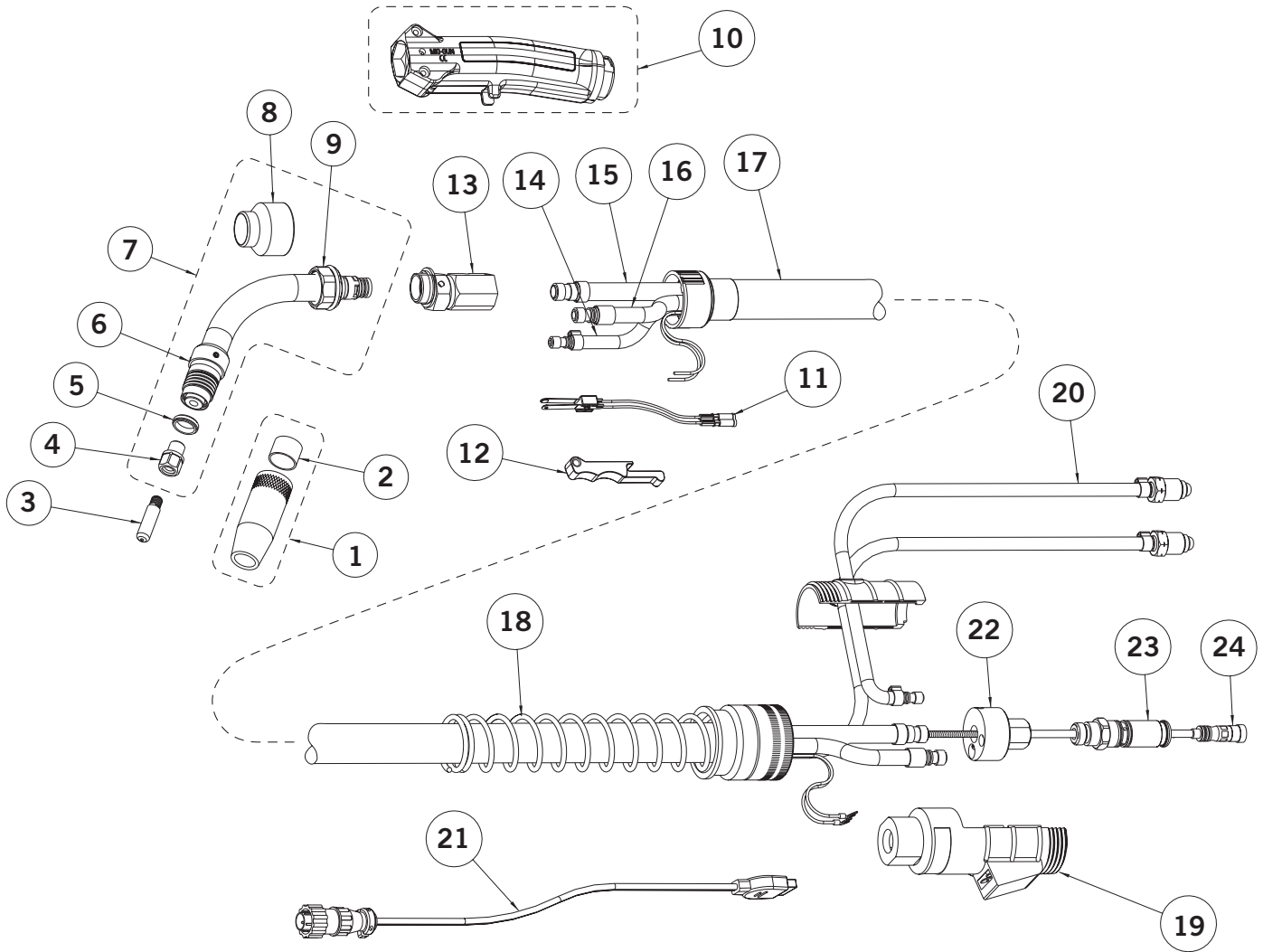
Wire Size	Length	Part No.	Stock No.
Up To 1/16" (1.6 mm)	10 ft (3 m)	WCS610-116	1064-1114
.045" (1.2 mm)	15 ft (4.6 m)	WCS615-3545	1064-1106
1/16" (1.6 mm)	15 ft (4.6 m)	WCS615-116	1064-1116



Rated Output			Wire Size	Cooled	Application Usage
Amps	Duty Cycle	Gas			
600 Amps	100%	CO ₂ Carbon Dioxide	Up To 1/16" (1.6 mm)	Water	Heavy Duty Fabrication



Standard 600 Amp Water-Cooled MIG Gun Replacement Parts



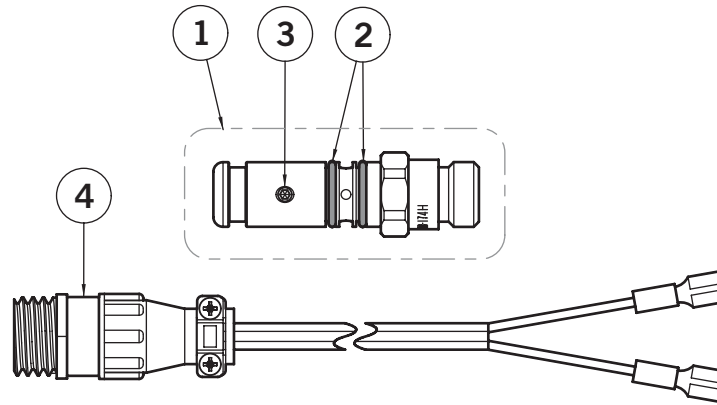
#	Description	Part No.	Stock No.
1	Nozzle	WC26 Series	
2	Spatter Shield	WC26-1	1264-1009
3	Contact Tip	16S Series	
4	Diffuser	WC56A-SW	
5	Pressure Ring Insulator	WC36-R	2064-1036
6	Conductor Tube Housing	WCS36-H	1344-1145
7	Conductor Tube	WCS66-60	
8	Nut Cover Insulation	--	--
9	Locking Nut	WC66-N	2064-2067
10	Handle Assembly	W6R-H	2064-2031
11	Trigger Blade Assembly	EL96-B	2060-2606
12	Trigger	EL96	2060-2605
13	Front Connector Block	WC106	2064-2106
14	Water Hose IN, 10 ft (3 m)	WC610-WH	1764-2131
	Water Hose IN, 15 ft (5 m)	WC615-WH	1764-2133
15	Gas Hose, 10 ft (3 m)	WC610-GH	1764-2121
	Gas Hose, 12 ft (4 m)	WC612-GH	1764-2122
	Gas Hose, 15 ft (5 m)	WC615-GH	1764-2123

#	Description	Part No.	Stock No.
16	Power Cable, 10 ft (3 m)	WC610-PC	1764-2111
	Power Cable, 12 ft (4 m)	WC612-PC	1764-2112
	Power Cable, 15 ft (5 m)	WC615-PC	1764-2113
17	Complete Cable Assembly, 10 ft (3 m)	WC600-10	1764-2101
	Complete Cable Assembly, 15 ft (5 m)	WC600-15	1764-2103
18	Rear Strain Relief Spring	QR-SPHD	3045-1178
19	Rear Case	W6RC	2064-2600
20	Water Hose Out	WC603-WH	1764-2130
21	Control Wire (Tweco®)	MAK-354	2642-2460
	Control Wire (Miller®)	MSAK-354	2642-2470
	Control Wire (Lincoln®)	LAK-354	2642-2450
22	Rear Connector Block (Direct Plug)	WC6-170H	2064-2171
	Rear Connector Block (Euro Plug)	WC174X-B	2044-2182
23	Connector Plug	Refer to Pages 87-88	
24	Conduit Assembly	Refer to Pages 125-128	

Miller is a registered trademark of Illinois Tool Works, Inc. Lincoln is a registered trademark of Lincoln Electric Co. The aforementioned registered trademarks are in no way affiliated with Tweco. Tweco is registered trademark of ESAB.

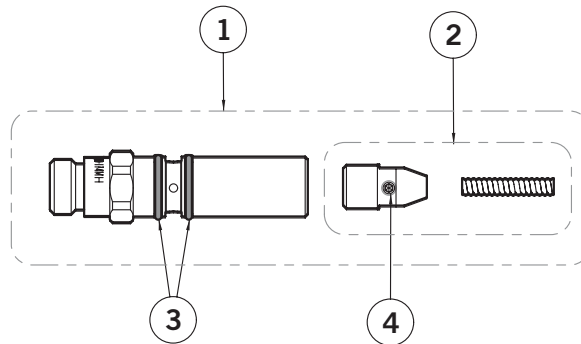
Tweco® MIG Gun Direct Plug & Control Wire Jumpers

MIG GUNS



Tweco® Style

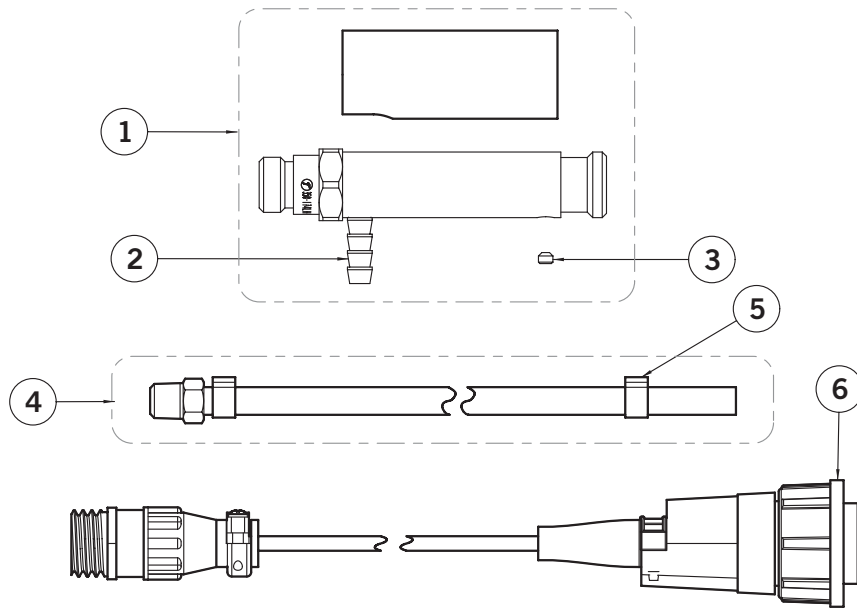
#	Description	100 - 450 Amps		500 - 600 Amps	
		Part No.	Stock No.	Part No.	Stock No.
1	Connector Plug	350-174H	2035-2110	176SH	2060-2177
	Connector Plug (Extra Long)	350-174HXL	2035-2116	--	--
2	O-Ring Only (Package of 10)	224S	2064-2059	225S	2050-2226
3	Set Screw Only (Package of 10)	44CS	2040-2046	2040-2046	2040-2046
4	ESAB® Thermal Arc® Control Jumper Cord	MS-354-TAJ	2060-2139	MS-354-TAJ	2060-2139
NS	ESAB® Rebel™ 4-Pin To 8 Pin Control Jumper Cord	354TA-8	2060-2142	--	--
NS	Additional Adapter Kits	See Adapter Kit Catalog - Form No. TAKL-97			



Miller® Style

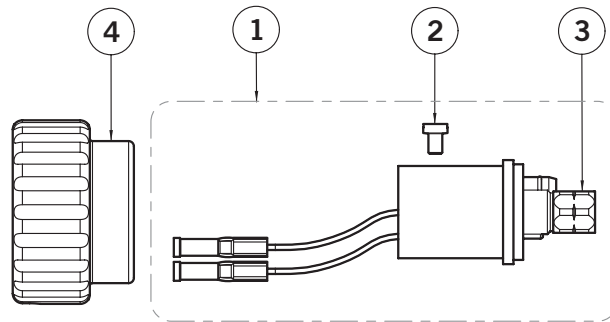
#	Description	100 - 450 Amps		500 - 600 Amps	
		Part No.	Stock No.	Part No.	Stock No.
1	Connector Plug	350-174MH	2035-2111	EL176MH	2060-2178
	Connector Plug (Extra Long)	350-174MHXL	2035-2114	--	--
2	Wire Guide Assembly Only	174M-N	2040-2184	175M-N	2050-2178
3	O-Ring Only (Package of 10)	224S	2064-2059	224S	2064-2059
4	Set Screw Only (Package of 10)	44CS	2040-2046	44CS	2040-2046

Tweco® MIG Gun Direct Plug & Control Wire Jumpers



Lincoln® Style

#	Description	100 - 450 Amps		500 - 600 Amps	
		Part No.	Stock No.	Part No.	Stock No.
1	Connector Plug	350-174LH	2035-2112	EL176LH	2060-2680
2	Gas Nipple	35-170-5	2000-2175	35-170-5	2000-2175
3	Set Screw Only (Package of 10)	44CS	2040-2046	44CS	2040-2046
4	Gas Hose With Clamp	AK353	2642-2300	AK353	2642-2300
5	Gas Hose Clamp Only	AK-353-2A	2642-2302	AK-353-2A	2642-2302
6	Lincoln Control Jumper Cord	MS354DS-LJ	2060-2137	MS354DS-LJ	2060-2137



Euro-Kwik Style

#	Description	100 - 450 Amps		500 - 600 Amps	
		Part No.	Stock No.	Part No.	Stock No.
1	Euro-Kwik Body Assembly	174EX-1	2040-2276	174EX-1	2040-2276
	Euro-Kwik Body Assembly (Water-Cooled)	WC174X	2044-2181	WC174X	2044-2181
2	Screw Only	4-MS	2011-2004	4-MS	2011-2004
3	Euro-Kwik Conduit Cap Only	174EX-1C	2040-2279	174EX-1C	2040-2279
4	Euro-Kwik Nut	174X-2	2040-2177	174X-2	2040-2177



LESS DOWNTIME.
MORE WELD TIME.



TWECO
AN ESAB BRAND

VELOCITY2




CONSUMABLES THAT **WORK OVERTIME.**

INTRODUCING VELOCITY2™—THE LONGEST-
LASTING MIG CONSUMABLE ON THE MARKET.
THESE GROUNDBREAKING TIPS AND NOZZLES
GIVE YOU SUPERIOR WELDING PERFORMANCE
WITH A SMOOTHER ARC AND A BETTER
WELD BEAD. THE SIMPLE DESIGN MAKES
CHANGEOUTS QUICK AND EASY—NO TOOLS
REQUIRED. GET READY TO **MAXIMIZE**
PRODUCTIVITY WHERE IT MATTERS MOST.

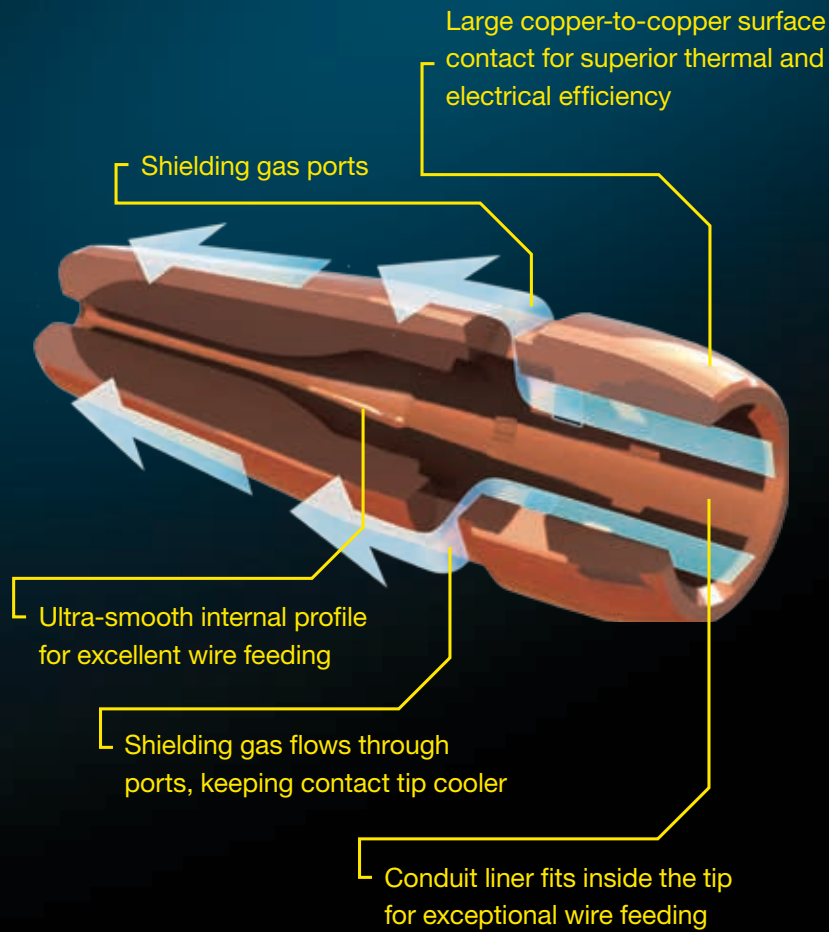
TWECO // **VELOCITY2™**
AN ESAB BRAND

SPEED.

With only two consumable parts—a nozzle and a threadless contact tip—changeouts are quick, easy, and tool-free.





INNOVATION.



MORE UPTIME.

Gas ports in the solid-copper contact tip allow it to remain **40% cooler** and last **10 times longer** than competitors, making VELOCITY2 the only premium consumable that works as hard as you do.



Data from our accelerated lab and real-world field trial studies comparing VELOCITY2 contact tips versus competitors' contact tip life expectancy.

QUALITY.

Fewer connections mean a smoother arc, less spatter, and a better weld bead.



VERSATILITY.

MADE FOR ANY APPLICATION.

LIGHT-DUTY RANGE

Wire sizes: .023–5/64 in.
(0.6–2.0 mm)

Optimized for:
.035 in. and .045 in.
(0.9 mm and 1.2 mm)

140–300 A
@ 60% duty cycle

MEDIUM-DUTY RANGE

Wire sizes: .023–1/16 in.
(0.6–1.6 mm)

Optimized for:
.035 in. and .045 in.
(0.9 mm and 1.2 mm)

200–350 A
@ 60% duty cycle

HEAVY-DUTY RANGE

Wire sizes: .030–1/8 in.
(0.8–3.2 mm)

Optimized for:
.035 in. and 5/64 in.
(0.9 mm and 2.0 mm)

300–600 A
@ 80% duty cycle




SMOOTHER ARC IMPROVES STABILITY AND WELDING PERFORMANCE.



Welders who really need smooth arc performance told us, 'reduce the number of connections, each connection is a chance for poor conductivity' ... and we did. In addition, we took brass out of the conductor path, keeping it all copper, which is better for thermal and electrical conductivity.

The result is a more stable arc that provides more precision for the discerning welder. If your throughput is dependent upon precision and control and you are trying to maximize your deposition rate, then VELOCITY2 is the MIG welding consumable of choice.

Solid Copper Conductor Path



Long Lasting, Heavy Duty Solid Copper Nozzle Cone



Solid Copper Alloy Roll Stamp with Size



Perfectly Centered Conduit Liner Seats Inside the Tip for Superior Feedability

Fully Insulated Gooseneck Conductor Tube

NO DIFFUSER—LESS COMPLEXITY, LOWER INVENTORY COSTS.

Shop-owners, distributors, and welders alike all told us that they prefer less complexity. VELOCITY2 achieves this compared to its competition. Fewer parts to order, inventory, and ration in a typical welding shop environment is a bonus for everyone involved.

Welders particularly like it because it means fewer parts to keep handy while welding. In a standard fixed threaded nozzle arrangement, VELOCITY2 uses only a contact tip and nozzle as regularly exchanged consumables, while the traditional Tweco standard and most of its competitors require a diffuser as a third part.

Traditional Consumable	VELOCITY2 Difference—Less Complexity, Fewer Connections.
Original Tweco or 'Tweco knock-offs'	VELOCITY2 does not require the brass diffuser. Soft threads on diffusers results in their relatively frequent replacement,
Bernard Centerfire*	Although the tip is threadless, Bernard continues to require a diffuser/ tip holder. More parts to stock with the disadvantage of brass and more connections.
Tregaskiss*	Again, a brass diffuser is an additional part to stock over VELOCITY2.
Binzel*	A brass tip holder and ceramic diffuser shield require two more consumables to regularly replace compared to VELOCITY2.

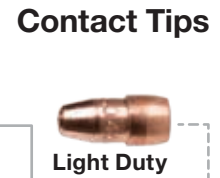
*Bernard Centerfire and Tregaskiss are registered trademarks of Illinois Tool Works, Inc. Binzel is a registered trademark of ABICOR BINZEL Group, part of Alexander Binzel Schweissttechnik GmbH & Co. KG. The aforementioned registered trademarks are in no way affiliated with Tweco. Tweco is registered trademark of ESAB.

VELOCITY2 LIGHT DUTY MIG WELDING CONSUMABLES REFERENCE


Light Duty Range Overview

Wire sizes .023" (0.6 mm) → 5/64" (2.0 mm)
 Optimized for .035" (0.9 mm) & .045" (1.2 mm)
 140–300 Amps @ 60% Duty Cycle

FIXED THREADED maintains a fixed, consistent flushness relationship between nozzle opening and contact tip.



ADJUSTABLE SLIP allows welder to adjust the flushness relationship and provides improved access for cleaning. Adjustable slip nozzle cones and tip holder sold separately. These items must be used together to have a working nozzle assembly.




SPOT WELD provides a solution for tack and spot welding with MIG.



FLUX CORE TIP HOLDER provides open sight line and the best solution for gasless flux core welding.



EXTENDED TAPER provides a solution for root pass and confined access MIG welding.



Wire sizes .030" (0.8 mm) → 1/16" (1.6 mm)
 Optimized for .045" (1.2 mm)

VELOCITY2 LIGHT DUTY CONSUMABLES REFERENCE

VELOCITY2 NOZZLE

Patented



Solid Copper

VELOCITY2 CONTACT TIP

Roll Stamp
with Size




Perfectly Centered
Liner

CONDUCTOR TUBE

Shielding
Gas Outlet

Insulated
Conductor Tube



Conduit Liner Seats
Inside the Tip



ADJUSTABLE SLIP NOZZLE



TIP HOLDER



CONTACT TIP




CONDUCTOR TUBE

- **INCREASED VERSATILITY**—Able to conveniently achieve Recess, Flush, and Protruding tip flushness relationship.
- **EASY TO ADJUST**—Provides positive indexing to all positions.
- **STAYS WHERE YOU NEED IT**—Clicks into place just by sliding to the preset 1/8" index marks on the tip holder.
- **CONVENIENT**—Clean nozzle with tip secured to conductor tube.



RECESS



FLUSH



PROTRUDING

VELOCITY2 MEDIUM & HEAVY DUTY WELDING CONSUMABLES REFERENCE

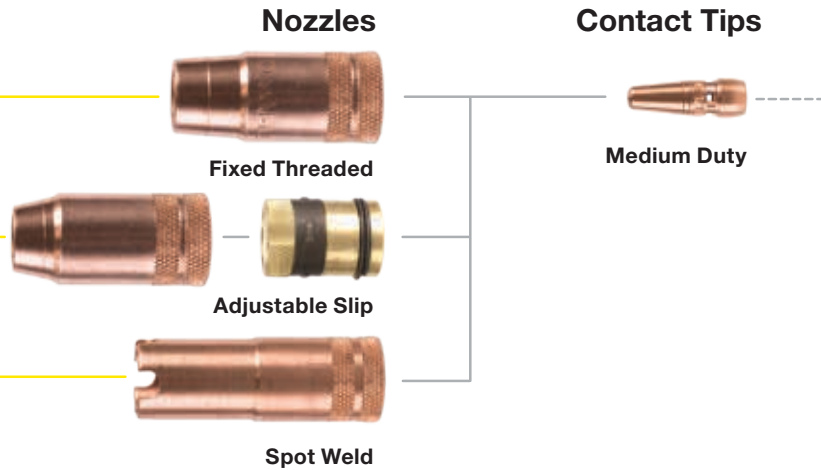
Medium Duty Range Overview

Wire sizes .023" (0.6 mm) → 1/16" (1.6 mm)
Optimized for .035" (0.9 mm) & .045" (1.2 mm)
200–350 Amps @ 60% Duty Cycle

FIXED THREADED maintains a fixed, consistent flushness relationship between nozzle opening and contact tip.

ADJUSTABLE SLIP allows welder to adjust the flushness relationship and provides improved access for cleaning.

SPOT WELD provides a solution for tack and spot welding with MIG.



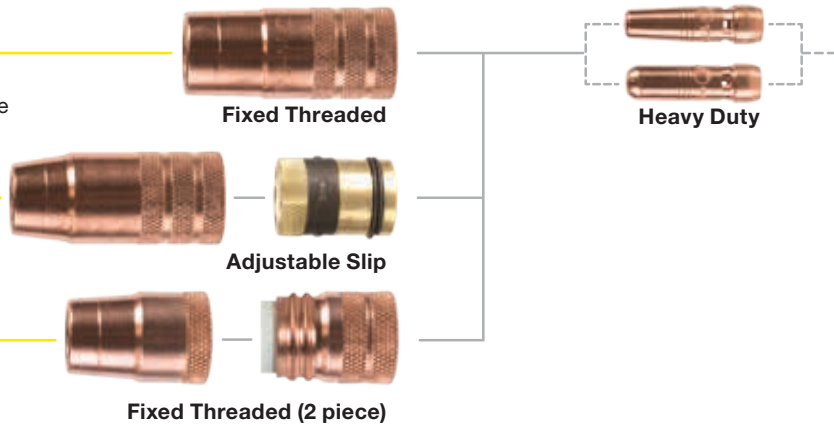
Heavy Duty Range Overview

Wire sizes .030" (0.8 mm) à 1/8" (3.2 mm)
Optimized for .045" (1.2 mm) & 5/64" (2.0 mm)
300–600 Amps @ 80% Duty Cycle

FIXED THREADED maintains a fixed, consistent flushness relationship between nozzle opening and contact tip.

ADJUSTABLE SLIP allows welder to adjust the flushness relationship and provides improved access for cleaning.

FIXED THREADED (2 piece) maintains flushness relationship and provides for easier cleaning and maintenance.



Flux Core Overview

FLUX CORE TIP HOLDER provides open sight line and the best solution for gasless flux core welding.



Extended Taper Range Overview FOR ROOT PASS AND CONFINED ACCESS

Wire sizes .030" (0.8 mm) à 1/16" (1.6 mm)
Optimized for .045" (1.2 mm)
200–350 Amps @ 60% Duty Cycle




Extended Taper Range Overview FOR ROOT PASS AND CONFINED ACCESS

Wire sizes .030" (0.8 mm) à 1/16" (1.6 mm)
Optimized for .045" (1.2 mm)
200–350 Amps @ 60% Duty Cycle



VELOCITY2 MEDIUM & HEAVY DUTY CONSUMABLES

VELOCITY2 NOZZLE



Long Lasting,
Heavy Duty Solid Copper
Nozzle Assembly

VELOCITY2 CONTACT TIP



Solid Copper Alloy
Roll Stamp with Size



Perfectly Centered Conduit
Liner Seats Inside the Tip for
Superior Feedability

CONDUCTOR TUBE

Fully Insulated Gooseneck
Conductor Tube

EASY TO IDENTIFY VELOCITY CONSUMABLES. NO MORE GUESSWORK.

VELOCITY2 medium and heavy duty consumables are different from what you may be accustomed. Nozzles have a specific number of knurled bands and contact tips have rings to indicate their compatibility and correct usage.



MEDIUM DUTY
has two knurled
bands on
the nozzles and
two rings on
the contact tips.



HEAVY DUTY
has three knurled
bands on the
nozzles and
three rings on
the contact tips.




**EXTENDED
TAPER**
has four knurled
bands on the
nozzles and
four rings on
the contact tips.



VELOCITY2 ADJUSTABLE SLIP NOZZLES—FLUSHNESS RELATIONSHIP.




ADJUSTABLE SLIP NOZZLE



RECESSED



FLUSH

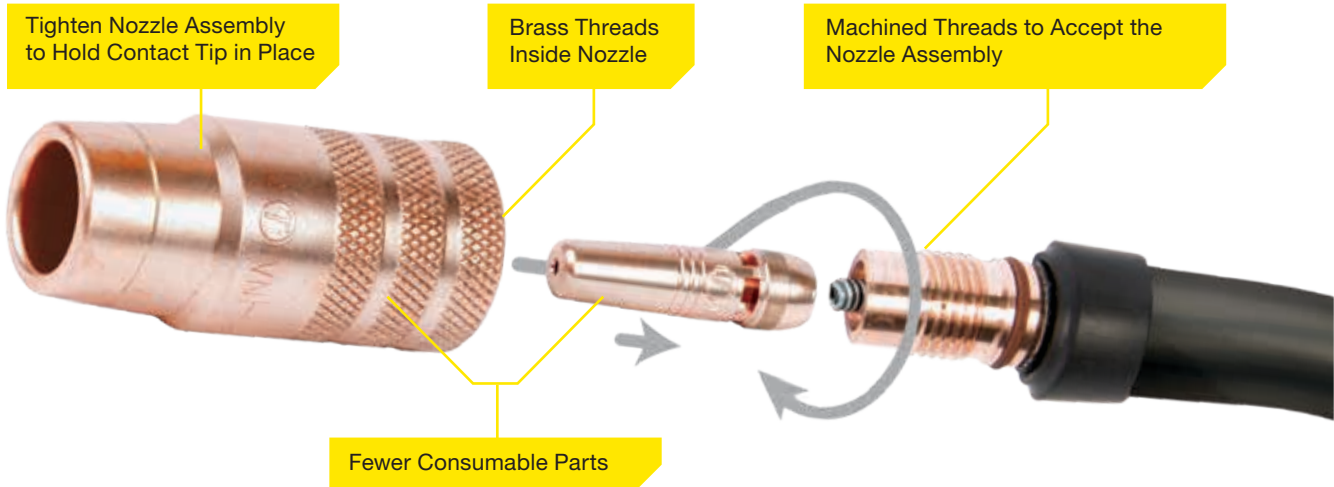


PROTRUDING

One of the
VELOCITY2
consumable
offerings is the
Adjustable Slip
Nozzle that
provides positive
indexing to all
positions whether
you require
recessed, flush or
protruding tips.



EASY TO USE VELOCITY2 TIPS. NO MORE THREADS, NO TOOLS.



We listened to welders and they said, ‘fewer tools and fewer threads’. The outcome is a design that is simpler, requires no tools, and virtually eliminates problems with threads. Typical MIG consumables have two sets of threads and many have three—**VELOCITY2 has reduced this down to one set.**

Industry Standard	VELOCITY2 Difference—more convenience for the welder.
Threads	No threads on the contact tip. And nozzle threads are properly designed to eliminate hassles with seizing and cross threading.
Welpers**	You will still need your welper for cutting wire, but not to remove contact tips or worse ‘burnback’ contact tips.
Adjustable Pliers or Channel Lock†	VELOCITY2 nozzles are designed to be hand tightened.
Allen Wrench‡	You will only need an allen wrench to set your liner.

**Welpers are MIG Pliers aka “welding helpers.”


†Channellock is a registered trademark of Channellock Inc. of Meadville, PA.

‡Allen is a registered trademark of the Apex Tool Group of Sparks, MD.

The aforementioned registered trademarks are in no way affiliated with ESAB.

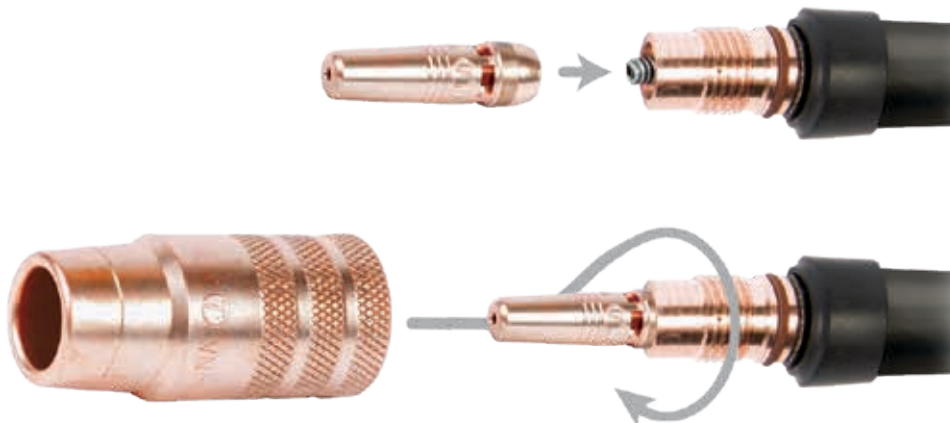
TRIM THE CONDUIT LINER FOR OPTIMUM PERFORMANCE SETUP.

All VELOCITY2 Medium & Heavy Duty nozzles have an index mark that can be used for trimming the conduit liner to the proper length of 3/8" (10 mm) from the end of threaded stainless sleeve. The only exception is for VELOCITY2 Extended Taper which requires the conduit liner to be trimmed 1.2" (30 mm) protruding from the conductor tube.



SECURING THE CONSUMABLES—NO TOOLS REQUIRED.

The nozzle assembly holds the contact tip in position. Slide the contact tip into the copper conductor tube seat, then engage the nozzle assembly onto the machined threads on the conductor tube and tighten by hand to secure the contact tip.



VELOCITY2 WIRE PROCESS CHARTS

		AMP OUTPUT					
		30 – 100	100 – 200	200 – 300	300 – 400	> 400	> 500
SOLID WIRE SIZE	.023" 0.6 mm	Straight CO ₂ Argon/CO ₂ Mixed			Medium Duty VELOCITY2		
	.030" 0.8 mm		Straight CO ₂ Argon/CO ₂ Mixed				
	.035" 0.9 mm		Straight CO ₂ Argon/CO ₂ Mixed				Heavy Duty VELOCITY2
	.040" 1.0 mm	Light Duty VELOCITY2	Straight CO ₂ Argon/CO ₂ Mixed				
	.045" 1.2 mm			Straight CO ₂ Argon/CO ₂ Mixed Argon or Argon/Helium Mixed			
	.052" 1.3 mm				Straight CO ₂ Argon/CO ₂ Mixed Argon or Argon/Helium Mixed		
	1/16" 1.6 mm				Straight CO ₂ Argon/CO ₂ Mixed Argon or Argon/Helium Mixed		

		AMP OUTPUT					
		30 – 100	100 – 200	200 – 300	300 – 400	400 – 500	> 500
FLUX CORE WIRE SIZE	.030" 0.8 mm	Self Shielded			Medium Duty VELOCITY2		
	.035" 0.9 mm	Self Shielded CO ₂ or Argon/CO ₂ Mixed					
	.040" 1.0 mm	Self Shielded CO ₂ or Argon/CO ₂ Mixed					
	.045" 1.2 mm	Self Shielded Light Duty VELOCITY2	CO ₂ or Argon/CO ₂ Mixed				Heavy Duty VELOCITY2
	.052" 1.3 mm		CO ₂ or Argon/CO ₂ Mixed				
	1/16" 1.6 mm		Self Shielded CO ₂ or Argon/CO ₂ Mixed				
	5/64" 2.0 mm			Self Shielded CO ₂ or Argon/CO ₂ Mixed			
	3/32" 2.4 mm				Self Shielded CO ₂ or Argon/CO ₂ Mixed		
	7/64" 2.8 mm				Self Shielded CO ₂ or Argon/CO ₂ Mixed		
	1/8" 3.2 mm				Self Shielded CO ₂ or Argon/CO ₂ Mixed		

POWER SUPPLY COMPATIBILITY				
ESAB (8 Pin)	Tweco® Connector (4 Pin)	Miller® Connector	Lincoln® Connector	Euro-Kwik Connector
ESAB Fabricator 141i, 181i, 211i & 252i Rebel 215	Thermal Arc Fabricator 190, 210, 251 & 281 Lincoln SP100, SP100T, SP125 Plus, SP130, SP170T & SP170 Plus Hobart® Beta Mig 170	Millermatic® 130, 130 XP, 135, 140, 150, 155, 175, 180, 185, 200, 210, 211, 212 Hobart® Handler 130XL, 210, Trek 180, Ironman™ 210	Lincoln SP140T, SP180T, PowerMIG® 140C & 180C, Easy-Core™ 125, Pro-Core™ 125, Easy-MIG® 140, Weld-Pak 125HD, 140HD & 180HD, MIG-Pak™ 140 & 180, Easy-MIG® 180, Pro-MIG™ 140 & 180	ESAB® MigMaster® 160 & 173

VELOCITY2—LIGHT DUTY MIG WELDING CONSUMABLES

Light Duty Contact Tips

DESCRIPTION	PART NO.	STOCK NO.
.023" (0.6 mm) Standard	VTS23	1110-1308
.030" (0.8 mm) Standard	VTS30	1110-1309
.035" (0.9 mm) Standard	VTS35	1110-1310
.040" (1.0 mm) Standard	VTS40	1110-1311
.045" (1.2 mm) Standard	VTS45	1110-1312
3/64" (1.2 mm) Standard*	VTSA364*	1110-1313
.052" (1.3 mm) Standard	VTS52	1110-1314
1/16" (1.6 mm) Standard	VTS116	1110-1315
1/16" (1.6 mm) Standard*	VTSA116*	1110-1317
5/64" (2.0 mm) Standard	VTS564	1110-1316
.023" (0.6 mm) Extended Taper	VTSET23	1110-1330
.030" (0.8 mm) Extended Taper	VTSET30	1110-1331
.035" (0.9 mm) Extended Taper	VTSET35	1110-1332
.040" (1.0 mm) Extended Taper	VTSET40	1110-1333
.045" (1.2 mm) Extended Taper	VTSET45	1110-1334
3/64" (1.2 mm) Extended Taper	VTSETA364*	1110-1335
.052" (1.3 mm) Extended Taper	VTSET52	1110-1336
1/16" (1.6 mm) Extended Taper	VTSET116	1110-1337
1/16" (1.6 mm) Extended Taper	VTSETA116*	1110-1338

* For Aluminum Wire

Light Duty Nozzles

Self Insulated Nozzles. 2 per pack

DESCRIPTION	PART NO.	STOCK NO.
1/2" Fixed Threaded-Flush	VNS50F	1220-1200
1/2" Fixed Threaded-Recess	VNS50	1220-1201
5/8" Fixed Threaded-Flush	VNS62F	1220-1202
5/8" Fixed Threaded-Recess	VNS62	1220-1203
3/8" Fixed Threaded-Flush	VNS37F	1220-1204
3/8" Fixed Threaded-Recess	VNS37	1220-1206
1/2" Adj. Slip-Heavy Cone	VNSH50S	1220-1229
Adj. Slip-Tip Holder	VNSSINS	1340-1132
3/8" Extended Taper Nozzle	VNSET37F	1220-1235
3/4" Spot Nozzle Assembly	VNS75FAS	1220-1205
FC Tip Holder-Insulator	VNSFCI	1220-1208
FC Tip Holder & Insulator Assembly	VNSFC	1220-1207

VELOCITY2 Conductor Tubes

Fully Insulated Gooseneck. 1 per pack

DESCRIPTION	PART NO.	STOCK NO.
60 Degree Conductor Tube	FVCTS60	1620-1368
45 Degree Conductor Tube	FVCTS45	1620-1369

NOTE: All Contact Tips are packaged in quantities of ten (10) per bag and all Nozzles are packaged in quantities of two (2) per bag.

VELOCITY2 MEDIUM & HEAVY DUTY MIG WELDING CONSUMABLES

Medium Duty Contact Tips

DESCRIPTION	PART NO.	STOCK NO.
.023" (0.6 mm)	VTM23	1160-1750
.030" (0.8 mm)	VTM30	1160-1751
.035" (0.9 mm)	VTM35	1160-1752
.040" (1.0 mm)	VTM40	1160-1753
.045" (1.2 mm)	VTM45	1160-1754
3/64" (1.2 mm)*	VTMA364*	1160-1755
.052" (1.3 mm)	VTM52	1160-1756
1/16" (1.6 mm)	VTM116	1160-1757
1/16" (1.6 mm)*	VTMA116*	1160-1758
5/64" (2.0 mm)	VTM564	1160-1759

Heavy Duty Contact Tips

DESCRIPTION	PART NO.	STOCK NO.
.030" (0.8 mm)	VTH30	1160-1760
.035" (0.9 mm)	VTH35	1160-1761
.040" (1.0 mm)	VTH40	1160-1762
.045" (1.2 mm)	VTH45	1160-1763
3/64" (1.2 mm)*	VTHA364*	1160-1764
.052" (1.3 mm)	VTH52	1160-1765
1/16" (1.6 mm)	VTH116	1160-1766
1/16" (1.6 mm)*	VTHA116*	1160-1767
5/64" (2.0 mm)	VTH564	1160-1768
3/32" (2.4 mm)	VTH332	1160-1769
7/64" (2.8 mm)	VTH764	1160-1770
1/8" (3.2 mm)	VTH18	1160-1771

Extended Taper Contact Tips

DESCRIPTION	PART NO.	STOCK NO.
.030" (0.8 mm)	VTET30	1160-1772
.035" (0.9 mm)	VTET35	1160-1773
.040" (1.0 mm)	VTET40	1160-1774
.045" (1.2 mm)	VTET45	1160-1775
3/64" (1.2 mm)*	VTETA364*	1160-1776
.052" (1.3 mm)	VTET52	1160-1777
1/16" (1.6 mm)	VTET116	1160-1778

Note: 44 Series Conduit Snoot For VTET tips
Part No. VTET44S (Stock No. 1440-1325) individually
sold 5 per bag.

Note: All Contact Tips are packaged in quantities
of ten (10) per bag and all Nozzles are packaged in
quantities of two (2) per bag.

Extended HD Taper Contact Tips

DESCRIPTION	PART NO.	STOCK NO.
.035" (0.9 mm)	VTHET35	1160-1780
.045" (1.2 mm)	VTHET45	1160-1782
.052" (1.3 mm)	VTHET52	1160-1784
1/16" (1.6 mm)	VTHET116	1160-1785

Medium Duty Nozzles

Self Insulated Nozzles. 2 per pack

DESCRIPTION	PART NO.	STOCK NO.
1/2" (12.7 mm) Threaded Nozzle Recess	VNM50	1240-1857
1/2" (12.7 mm) Threaded Nozzle Flush	VNM50F	1240-1856
5/8" (15.9 mm) Threaded Nozzle Recess	VNM62	1240-1854
5/8" (15.9 mm) Threaded Nozzle Flush	VNM62F	1240-1855
3/4" (19.1 mm) Threaded Nozzle Recess	VNM75	1240-1852
3/4" (19.1 mm) Threaded Nozzle Flush	VNM75F	1240-1853
1/2" (12.7 mm) Slip Nozzle	VNM50S	1240-1859
5/8" (15.9 mm) Slip Nozzle	VNM62S	1240-1860
3/4" (19.1 mm) Slip Nozzle	VNM75S	1240-1863
Slip Nozzle Base	VNS	1240-1864
1/2" (12.7 mm) Slip Nozzle Cone Only	VNM50SC	1240-1861
5/8" (15.9 mm) Slip Nozzle Cone Only	VNM62SC	1240-1862
3/4" (19.1 mm) Slip Nozzle Cone Only	VNM75SC	1240-1865
5/8" (15.9 mm) Spot Nozzle	VNM62FAS	1240-1866
3/4" (19.1 mm) Spot Nozzle	VNM75FAS	1240-1868

Extended Taper Nozzle

DESCRIPTION	PART NO.	STOCK NO.
3/8" (9.5 mm) Ext. Taper Nozzle Recess	VNET37	1240-1874
3/8" (9.5 mm) Ext. Taper Nozzle Flush	VNET37F	1240-1897
1/2" (12.7 mm) Ext. Taper Nozzle Recess	VNET50	1240-1873
1/2" (12.7 mm) Ext. Taper Nozzle Flush	VNET50F	1240-1872
5/8" (15.9 mm) Ext. Taper Nozzle Recess	VNET62	1240-1869

Flux Core Tip Holder

DESCRIPTION	PART NO.	STOCK NO.
Flux Core Tip Holder	VNLFC	1240-1892

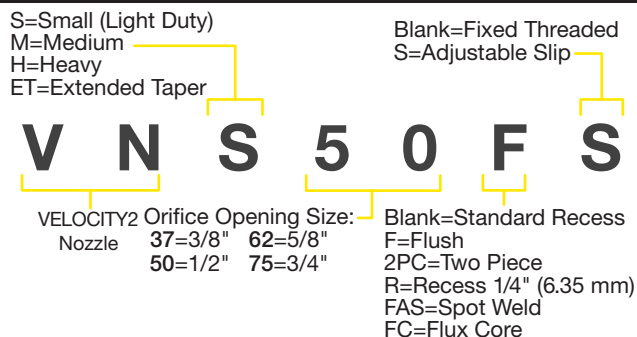
Note: VELOCITY2 medium and heavy duty contact tips and nozzles are for use with
Tweco Classic® No. series, Spray Master® series and Supra® XT series MIG Guns.

Heavy Duty Nozzles

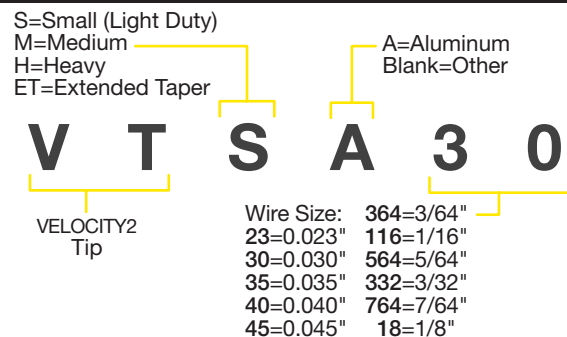
Self Insulated Nozzles. 2 per pack

DESCRIPTION	PART NO.	STOCK NO.
5/8" (15.9 mm) Threaded Nozzle Recess	VNH62	1240-1877
5/8" (15.9 mm) Threaded Nozzle Flush	VNH62F	1240-1878
5/8" (15.9 mm) Threaded Nozzle .350" (9 mm) Recess	VNH62R	1240-1898
3/4" (19.1 mm) Threaded Nozzle Recess	VNH75	1240-1875
3/4" (19.1 mm) Threaded Nozzle Flush	VNH75F	1240-1876
3/4" (19.1 mm) Threaded Nozzle 1/2" (12.7 mm) Recess	VNH75R	1240-1899
5/8" (15.9 mm) Slip Nozzle	VNH62S	1240-1893
3/4" (19.1 mm) Slip Nozzle	VNH75S	1240-1894
Slip Nozzle Base	VNS	1240-1864
5/8" (15.9 mm) Slip Nozzle Cone Only	VNH62SC	1240-1895
3/4" (19.1 mm) Slip Nozzle Cone Only	VNH75SC	1240-1896
1/2" (12.7 mm) 2 Piece Nozzle Cone Only Recess	VNH50RC	1240-1867
5/8" (15.9 mm) 2 Piece Nozzle Assembly Recess	VNH622PC	1240-1880
5/8" (15.9 mm) 2 Piece Nozzle Cone Only Recess	VNH62C	1240-1884
5/8" (15.9 mm) 2 Piece Nozzle Cone Only 1/2" (12.7 mm) Recess	VNH62RC	1240-1870
5/8" (15.9 mm) 2 Piece Nozzle Assembly Flush	VNH62F2PC	1240-1881
5/8" (15.9 mm) 2 Piece Nozzle Cone Only Flush	VNH62FC	1240-1885
3/4" (19.1 mm) 2 Piece Nozzle Assembly Recess	VNH752PC	1240-1882
3/4" (19.1 mm) 2 Piece Nozzle Cone Only Recess	VNH75C	1240-1886
3/4" (19.1 mm) 2 Piece Nozzle Cone Only 1/2" (12.7 mm) Recess	VNH75RC	1240-1871
3/4" (19.1 mm) 2 Piece Nozzle Assembly Flush	VNH75F2PC	1240-1883
3/4" (19.1 mm) 2 Piece Nozzle Cone Only Flush	VNH75FC	1240-1887
Nozzle Retainer	VNH2PC	1240-1879

VELOCITY2 Nozzle Identification




VELOCITY2 Contact Tip Identification



EASY FIND GUIDE – Contact Tip Selection Guide

Contact Tip Series	Output Current (Amps)	Contact Tip Size			Material	Style Option			Page
		Wire Size Min. & Max. Range (In / Mm)	Tip Inside Diameter Min. & Max. Range (In / Mm)	Outside Diameter (In / Mm)		Standard	Heavy Duty	Tapered	
11, 11H & 11T Series	100	Min.: .023" (0.6 mm) Max.: .045" (1.2 mm)	Min.: .031" (0.79 mm) Max.: .059" (1.50 mm)	0.25" (6.35 mm)	122 DHP Copper Alloy	■	■	■	104
14, 14H & 14T Series	400	Min.: .023" (0.6 mm) Max.: .5/64" (2.0 mm)	Min.: .031" (0.79 mm) Max.: .090" (2.29 mm)	0.25" (6.35 mm)	122 DHP Copper Alloy	■	■	■	104
14RZ & 14RZT Series	400	Min.: .035" (0.9 mm) Max.: .052" (1.3 mm)	Min.: .041" (1.04 mm) Max.: .058" (1.47 mm)	0.25" (6.35 mm)	CDA 1815 Alloy	■		■	105
15H & 15HFC Series	500	Min.: .035" (0.9 mm) Max.: 1/8" (3.2 mm)	Min.: .044" (1.12 mm) Max.: .144" (3.66 mm)	0.345" (8.8 mm)	122 DHP Copper Alloy	■	■		104
16S & 16ST Series	600	Min.: .035" (0.9 mm) Max.: 7/64" (2.8 mm)	Min.: .044" (1.12 mm) Max.: .120" (3.05 mm)	0.375" (9.5 mm)	122 DHP Copper Alloy	■		■	105
16RZ & 16RZT Series	600	Min.: .035" (0.9 mm) Max.: .052" (1.3 mm)	Min.: .041" (1.04 mm) Max.: .058" (1.47 mm)	0.312" (7.9 mm)	CDA 1815 Alloy	■		■	105
16PS Series	600	Min.: .030" (0.8 mm) Max.: .052" (1.3 mm)	Min.: .038" (0.97 mm) Max.: .058" (1.50 mm)	0.375" (9.5 mm)	CDA 1815 Alloy	■			106
EL16 & EL16T Series	600	Min.: .030" (0.8 mm) Max.: 3/32" (2.4 mm)	Min.: .038" (0.97 mm) Max.: .106" (2.67 mm)	0.345" (8.8 mm)	122 DHP Copper Alloy	■		■	106
EL16RZ & EL16RZT Series	600	Min.: .035" (0.9 mm) Max.: .052" (1.3 mm)	Min.: .041" (1.04 mm) Max.: .058" (1.47 mm)	0.375" (9.5 mm)	CDA 1815 Alloy	■		■	106



Contact Tips – Standard Threaded Style

11, 11H & 11T Series

0.25" (6.35 mm) Outside Diameter - M6 x 1.0 Threads - 1.00" (25.4 mm) Overall Length

25 per pack



Wire Size (in / mm)	Tip I.D. (in / mm)	Standard		Heavy Duty		Tapered	
		Part No.	Stock No.	Part No.	Stock No.	Part No.	Stock No.
.023" (0.6 mm)	.031" (0.79 mm)	11-23	1110-1100	NA		11T-23	1110-1300
.030" (0.8 mm)	.038" (0.97 mm)	11-30	1110-1101	11H-30	1110-1201	11T-30	1110-1301
.035" (0.9 mm)	.044" (1.12 mm)	11-35	1110-1102	11H-35	1110-1202	11T-35	1110-1302
.040" (1.0 mm)	.048" (1.22 mm)	11-40	1110-1103	11H-40	1110-1203	11T-40	1110-1303
.045" (1.2 mm)	.054" (1.37 mm)	11-45	1110-1104	11H-45	1110-1204	11T-45	1110-1304
3/64" AL (1.2 mm)	.059" (1.50 mm)	NA		11AH-364	1110-1213	NA	

14, 14H, & 14T Series

0.25" (6.35 mm) Outside Diameter - .250-28 UNF Threads - 1.50" (38.1 mm) Overall Length

25 per pack



Wire Size (in / mm)	Tip I.D. (in / mm)	Standard		Heavy Duty		Tapered	
		Part No.	Stock No.	Part No.	Stock No.	Part No.	Stock No.
.023" (0.6 mm)	.031" (0.79 mm)	14-23	1140-1100	NA		14T-23	1140-1300
.030" (0.8 mm)	.038" (0.97 mm)	14-30	1140-1101	NA		14T-30	1140-1301
.035" (0.9 mm)	.044" (1.12 mm)	14-35	1140-1102	14H-35	1140-1202	14T-35	1140-1302
.040" (1.0 mm)	.048" (1.22 mm)	14-40	1140-1103	14H-40	1140-1203	14T-40	1140-1303
.045" (1.2 mm)	.054" (1.37 mm)	14-45	1140-1104	14H-45	1140-1204	14T-45	1140-1304
.052" (1.3 mm)	.064" (1.65 mm)	14-52	1140-1105	14H-52	1140-1205	14T-52	1140-1305
1/16" (1.6 mm)	.073" (1.85 mm)	14-116	1140-1106	14H-116	1140-1206	14T-116	1140-1306
5/64" (2.0 mm)	.090" (2.29 mm)	14-564	1140-1109	14H-564	1140-1209	NA	
3/64" AL (1.2 mm)	.059" (1.50 mm)	14A364	1140-1113	14AH-364	1140-1213	NA	
1/16" AL (1.6 mm)	.082" (2.08 mm)	NA		14AH-116	1140-1214	NA	

15H & 15HFC Series

0.345" (8.8 mm) Outside Diameter - .3125-24 UNF Threads, 15H & 15AH Series - 1.970" Overall Length;

15HFC - 1.590" Overall Length

25 per pack



Wire Size (in / mm)	Tip I.D. (in / mm)	Standard		Heavy Duty	
		Part No.	Stock No.	Part No.	Stock No.
.035" (0.9 mm)	.044" (1.12 mm)	15H-35	1150-1202	NA	
.045" (1.2 mm)	.054" (1.37 mm)	15H-45	1150-1204	15HFC-45	1150-1254
.052" (1.3 mm)	.064" (1.65 mm)	15H-52	1150-1205	15HFC-52	1150-1255
1/16" (1.6 mm)	.073" (1.85 mm)	15H-116	1150-1206	15HFC-116	1150-1256
5/64" (2.0 mm)	.090" (2.29 mm)	15H-564	1150-1209	15HFC-564	1150-1259
3/32" (2.4 mm)	.106" (2.67 mm)	15H-332	1150-1210	15HFC-332	1150-1260
7/64" (2.8 mm)	.120" (3.05 mm)	15H-764	1150-1211	15HFC-764	1150-1261
1/8" (3.2 mm)	.144" (3.66 mm)	15H-18	1150-1212	15HFC-18	1150-1262
3/64" AL (1.2 mm)	.059" (1.50 mm)	15AH-364	1150-1213	NA	
1/16" AL (1.6 mm)	.082" (2.08 mm)	15AH-116	1150-1214	NA	

Contact Tips – Standard Threaded Style

16S & 16ST Series

0.375" (9.5 mm) Outside Diameter - M8 x 1.25 Threads - 1.50" (38.1 mm) Overall Length

25 per pack



Wire Size (in / mm)	Tip I.D. (in / mm)	Standard		Tapered	
		Part No.	Stock No.	Part No.	Stock No.
.035" (0.9 mm)	.044" (1.12 mm)	16S-35	1160-1102	16ST-35	1160-1135
.040" (1.0 mm)	.048" (1.22 mm)	16S-40	1160-1103	NA	
.045" (1.2 mm)	.054" (1.37 mm)	16S-45	1160-1104	16ST-45	1160-1137
.052" (1.3 mm)	.064" (1.65 mm)	16S-52	1160-1105	16ST-52	1160-1138
1/16" (1.6 mm)	.073" (1.85 mm)	16S-116	1160-1106	16ST-116	1160-1139
5/64" (2.0 mm)	.090" (2.29 mm)	16S-564	1160-1109	NA	
3/32" (2.4 mm)	.106" (2.67 mm)	16S-332	1160-1110	NA	
7/64" (2.8 mm)	.120" (3.05 mm)	16S-764	1160-1111	NA	
3/64" AL (1.2 mm)	.059" (1.50 mm)	16AS-364	1160-1113	NA	
1/16" AL (1.6 mm)	.082" (2.08 mm)	16AS-116	1160-1114	NA	

Contact Tips – Long Life Threaded

14RZ & 14RZT Series

.25" (6.35 mm) Outside Diameter - .250-28 UNF Threads - 1.50" (38.1 mm) Overall Length

25 per pack



Wire Size (in / mm)	Tip I.D. (in / mm)	Standard		Tapered	
		Part No.	Stock No.	Part No.	Stock No.
.035" (0.9 mm)	.041" (1.04 mm)	14RZ-35	1140-1430	14RZT-35	1140-1440
.045" (1.2 mm)	.051" (1.30 mm)	14RZ-45	1140-1432	14RZT-45	1140-1442
.052" (1.3 mm)	.058" (1.47 mm)	14RZ-52	1140-1433	14RZT-52	1140-1443

16RZ & 16RZT Series

0.312" (7.9 mm) Outside Diameter - M8 x 1.25 Threads - 1.50" (38.1 mm) Overall Length

25 per pack



Wire Size (in / mm)	Tip I.D. (in / mm)	Standard		Tapered	
		Part No.	Stock No.	Part No.	Stock No.
.035" (0.9 mm)	.041" (1.04 mm)	16RZ-35	1160-1180	16RZT-35	1160-1190
.045" (1.2 mm)	.051" (1.30 mm)	16RZ-45	1160-1182	16RZT-45	1160-1192
.052" (1.3 mm)	.058" (1.47 mm)	16RZ-52	1160-1183	16RZT-52	1160-1193

Contact Tips – Long Life PulseMaster® Threaded Style

16PS Series

0.375" (9.5 mm) Outside Diameter - M8 x 1.25 Threads - 1.81" (30 mm) Overall Length

25 per pack



Wire Size (in / mm)	Tip I.D. (in / mm)	Standard	
		Part No.	Stock No.
.035" (0.9 mm)	.041" (1.04 mm)	16PS-35	1160-1535
.045" (1.2 mm)	.051" (1.30 mm)	16PS-45	1160-1537
.047" (1.2 mm)	.064" (1.63 mm)	16APS-364	1160-1538
.054" (1.3 mm)	.058" (1.50 mm)	16PS-52	1160-1541

Note: Gas Diffuser – Part No. PMA54-16S (Stock No. 1543-1106) or PMW55-16 (Stock No. 1550-1105) must be used with the 16PS series contact tips to maintain standard nozzle/contact tip relationship.

CONSUMABLES

Contact Tips – Eliminator® Style

EL16 & EL16T Series

0.345" (6.35 mm) Outside Diameter - 1.50" (38.1 mm) Overall Length

25 per pack



Wire Size (in / mm)	Tip I.D. (in / mm)	Standard		Tapered	
		Part No.	Stock No.	Part No.	Stock No.
.030" (0.8 mm)	.038" (0.97 mm)	EL16-30	1160-1610	EL16T-30	1160-1601
.035" (0.9 mm)	.044" (1.12 mm)	EL16-35	1160-1611	EL16T-35	1160-1602
.040" (1.0 mm)	.048" (1.22 mm)	EL16-40	1160-1612	EL16T-40	1160-1603
.045" (1.2 mm)	.054" (1.37 mm)	EL16-45	1160-1613	EL16T-45	1160-1604
.052" (1.3 mm)	.064" (1.65 mm)	EL16-52	1160-1615	EL16T-52	1160-1605
1/16" (1.6 mm)	.073" (1.85 mm)	EL16-116	1160-1616	EL16T-116	1160-1606
5/64" (2.0 mm)	.090" (2.29 mm)	EL16-564	1160-1618	NA	
3/32" (2.4 mm)	.106" (2.67 mm)	EL16-332	1160-1619	NA	
3/64" AL (1.2 mm)	.059" (1.50 mm)	EL16A-364	1160-1614	EL16AT-364	1160-1607

Contact Tips – Long Life Eliminator® Style

EL16RZ & EL16RZT Series

0.375" (9.5 mm) Outside Diameter - 1.50" (38.1 mm) Overall Length

25 per pack



Wire Size (in / mm)	Tip I.D. (in / mm)	Standard		Tapered	
		Part No.	Stock No.	Part No.	Stock No.
.035" (0.9 mm)	.041" (1.04 mm)	NA		EL16RZT-35	1160-1705
.045" (1.2 mm)	.051" (1.30 mm)	EL16RZ-45	1160-1732	EL16RZT-45	1160-1707
.052" (1.3 mm)	.058" (1.47 mm)	EL16RZ-52	1160-1733	EL16RZT-52	1160-1708

EASY FIND GUIDE – Nozzle Selection Guide

Nozzle Series	Output Current (Amps)	Nozzle Style	Bore Diameter Range (In / Mm)	Nozzle Design Options					Nozzle/Tip Relationship			Page
				Standard	Short Stop	Straight	Tapered	Heavy Duty	Flush	Recessed	Protruding	
21 Series	100	Thread-On	3/8" (9.5 mm) – 5/8" (15.9 mm)	■			■		■	■		108
REL 21 Series	100	Thread-On	1/2" (12.7 mm)			■			■	■	■	108
22 Series	200	Slip-On	3/8" (9.5 mm) – 5/8" (15.9 mm)	■	■				■	■	■	108
HD22 Series	200	Slip-On	3/8" (9.5 mm) – 5/8" (15.9 mm)	■					■	■		108
23 Series	300	Thread-On	3/8" (9.5 mm) – 3/4" (19.5 mm)	■					■	■		109
23T Series	300	Thread-On	3/8" (9.5 mm)				■		■	■		109
23H Series	300	Thread-On	1/2" (12.7 mm) – 3/4" (19.5 mm)					■	■	■		109
24A Series	400	Slip-On	3/8" (9.5 mm) – 3/4" (19.5 mm)	■	■			■	■	■	■	109
24CT Series	400	Thread-On	3/8" (9.5 mm) – 3/4" (19.5 mm)	■	■		■			■		110
24FN Series	400	Thread-On	3/8" (9.5 mm) – 3/4" (19.5 mm)	■	■		■			■		110
HD24 Series	400	Slip-On	1/2" (12.7 mm) – 3/4" (19.5 mm)	■			■		■	■		110
PMA24 Series	400	Thread-On	1/2" (12.7 mm) – 3/4" (19.5 mm)			■			■	■		111
25CT Series	500	Thread-On	1/2" (12.7 mm) – 3/4" (19.5 mm)	■						■		111
25I Series	500	Thread-On	5/8" (15.9 mm) – 3/4" (19.5 mm)	■						■		111
26CT Series	600	Thread-On	5/8" (15.9 mm) – 3/4" (19.5 mm)	■						■		111
26I Series	600	Thread-On	5/8" (15.9 mm) – 3/4" (19.5 mm)	■						■		111
FAS Series	--	Thread/Slip-On	1/2" (12.7 mm) – 1-5/8" (41.3 mm)									112
EL221 Series	400	Slip-On	3/8" (9.5 mm) – 3/4" (19.5 mm)	■						■	■	112
EL22CT Series	200	Thread-On	3/8" (9.5 mm) – 3/4" (19.5 mm)	■				■	■	■	■	112
EL24I Series	400	Slip-On	3/8" (9.5 mm) – 3/4" (19.5 mm)				■	■	■	■		113
EL24CT Series	400	Thread-On	3/8" (9.5 mm) – 3/4" (19.5 mm)	■				■	■	■	■	113
REL24 Series	400	Thread-On	1/2" (12.7 mm) – 3/4" (19.5 mm)			■			■	■	■	113
SW24 Series	400	Slip-On	5/8" (15.9 mm) – 13/16" (21 mm)	■						■		114
WC26 Series	600	Thread-On	1/2" (12.7 mm) – 3/4" (19.5 mm)	■					■	■	■	114
RWC26 Series	600	Thread-On	1/2" (12.7 mm) – 5/8" (15.9 mm)	■						■		115
PMW24 Series	400	Thread-On	1/2" (12.7 mm) – 3/4" (19.5 mm)	■					■	■		115

CONSUMABLES

MIG Gun Nozzle to Tip Relationship - It's More Than Just Welder's Preference

Selecting the right nozzle for a welder's preferred 'nozzle to tip relationship' on a MIG gun is generally based on the application and the welder's daily welding routine.


Recessed Tips

are generally used for higher heat applications where longer electrical stick-out is required, or in cases where the nozzle may touch the work piece (tack, spot, and stitch).



Flush Tips

are generally used where a shorter electrical stick-out is used sometimes resulting in shorter/tighter arc lengths. This brings the tip closer to the work piece.



Protruding Tips

are generally used when welding open root pipe or any joint that requires the welder to get into a tight weld joint. However the down side to this is the chance of arcing the tip to the work piece, which could damage front end parts resulting in downtime needed to replace.



Nozzles & Nozzle Insulators – Air-Cooled

21 Series

3-Piece Nozzle Design - 0.750" (19.05 mm) Outside Diameter
Self Insulated Nozzles.
2 per pack



21 Series

Nozzle Style	Bore Diameter	Part No.	Stock No.	Nozzle Design	Nozzle/Contact Tip Relationship
Thread-On	3/8" (9.5 mm)	21-37F	1210-1102	Standard	Flush To 1/16" (1.6 mm) Tip Recess
	3/8" (9.5 mm)	21-37	1210-1100	Standard	1/8" (3.2 mm) Tip Recess
	3/8" (9.5 mm)	21T-37	1210-1300	Tapered	1/8" (3.2 mm) Tip Recess
	3/8" (9.5 mm)	21T-37F	1210-1302	Tapered	Flush To 1/16" (1.6 mm) Tip Recess
	1/2" (12.7 mm)	21-50F	1210-1112	Standard	Flush To 1/16" (1.6 mm) Tip Recess
	1/2" (12.7 mm)	21-50	1210-1110	Standard	1/8" (3.2 mm) Tip Recess
	5/8" (15.9 mm)	21-62	1210-1120	Standard	1/8" (3.2 mm) Tip Recess

REL 21 Series

3-Piece Nozzle Design - 0.875" (22.2 mm) Outside Diameter
Self Insulated Nozzles.
2 per pack



REL 21 Series

Nozzle Style	Bore Diameter	Part No.	Stock No.	Nozzle Design	Nozzle/Contact Tip Relationship
Slip-On	1/2" (12.7 mm)	REL21-50F	1210-1316	Straight	Flush To 1/16" (1.6 mm) Tip Recess
	1/2" (12.7 mm)	REL21-50P	1210-1321	Straight	5/32" (3.97 mm) Tip Protruding

22 Series

Formed Nozzle - 0.750" (19.05 mm) Outside Diameter
Use with Nozzle Insulator Part No. 32 (Stock No. 1320-1100).
2 per pack



22 Series



32 Insulator
(sold separately)

Nozzle Style	Bore Diameter	Part No.	Stock No.	Nozzle Design	Nozzle/Contact Tip Relationship
Slip-On	3/8" (9.5 mm)	22-37SS	1220-1101	Standard Short Stop	1/16" (1.6mm) – 1/4" (6.4mm) Recess, No Projection
	3/8" (9.5 mm)	22T-37SS	1220-1301	Standard Short Stop	1/16" (1.6mm) – 1/4" (6.4mm) Recess, No Projection
	1/2" (12.7 mm)	22-50	1220-1110	Standard	3/32" (2.4mm) Projection, 1/4" (6.4mm) Recess
	1/2" (12.7 mm)	22-50SS	1220-1111	Standard Short Stop	1/16" (1.6mm) – 1/4" (6.4mm) Recess, No Projection
	5/8" (15.9 mm)	22-62	1220-1120	Standard	3/32" (2.4mm) Projection, 1/4" (6.4mm) Recess
	5/8" (15.9 mm)	22-62SS	1220-1121	Standard Short Stop	1/16" (1.6mm) – 1/4" (6.4mm) Recess, No Projection

HD22 Series

3-Piece Nozzle Design - 0.875" (22.2 mm) Outside Diameter
Self Insulated Nozzles.
2 per pack



HD22 Series

Nozzle Style	Bore Diameter	Part No.	Stock No.	Nozzle Design	Nozzle/Contact Tip Relationship
Slip-On	3/8" (9.5 mm)	HD22-37	1220-1305	Standard	1/8" – 5/32" (3.2 mm – 3.97 mm) Tip Recess
	1/2" (12.7 mm)	HD22-50	1220-1306	Standard	1/8" – 5/32" (3.2 mm – 3.97 mm) Tip Recess
	1/2" (12.7 mm)	HD22-50F	1220-1311	Standard	Flush To 1/16" (1.6 mm) Tip Recess
	5/8" (15.9 mm)	HD22-62	1220-1307	Standard	1/8" – 5/32" (3.2 mm – 3.97 mm) Tip Recess
	5/8" (15.9 mm)	HD22-62F	1220-1312	Standard	Flush To 1/16" (1.6 mm) Tip Recess

Nozzles & Nozzle Insulators – Air-Cooled

23 Series

3-Piece Nozzle Design - 0.875" (22.2 mm) Outside Diameter
Self Insulated Nozzles.
2 per pack



23 Series

Nozzle Style	Bore Diameter	Part No.	Stock No.	Nozzle Design	Nozzle/Contact Tip Relationship
Thread-On	3/8" (9.5 mm)	23-37	1230-1100	Standard	5/32" (3.97 mm) Tip Recess
	1/2" (12.7 mm)	23-50	1230-1110	Standard	5/32" (3.97 mm) Tip Recess
	1/2" (12.7 mm)	23-50F	1230-1112	Standard	Flush To 1/16" (1.6 mm) Tip Recess
	5/8" (15.9 mm)	23-62	1230-1120	Standard	5/32" (3.97 mm) Tip Recess
	5/8" (15.9 mm)	23-62F	1230-1122	Standard	Flush To 1/16" (1.6 mm) Tip Recess
	5/8" (15.9 mm)	23-75	1230-1130	Standard	5/32" (3.97 mm) Tip Recess
	3/4" (19.5 mm)	23-75F	1230-1132	Standard	5/32" (3.97 mm) Tip Recess

23T Series

3-Piece Nozzle Design - 0.875" (22.2 mm) Outside Diameter
Self Insulated Nozzles.
2 per pack



23T Series

Nozzle Style	Bore Diameter	Part No.	Stock No.	Nozzle Design	Nozzle/Contact Tip Relationship
Thread-On	3/8" (9.5 mm)	23T-37	1230-1300	Tapered	1/8" (3.2 mm) Tip Recess
	3/8" (9.5 mm)	23T-37F	1230-1302	Tapered	Flush To 1/16" (1.6 mm) Tip Recess

23H Series

3-Piece Nozzle Design - 0.875" (22.2 mm) Outside Diameter
Self Insulated Nozzles.
2 per pack



23H Series

Nozzle Style	Bore Diameter	Part No.	Stock No.	Nozzle Design	Nozzle/Contact Tip Relationship
Thread-On	1/2" (12.7 mm)	23H-50	1230-1210	Heavy Duty	5/32" (3.97 mm) Tip Recess
	5/8" (15.9 mm)	23H-62	1230-1220	Heavy Duty	5/32" (3.97 mm) Tip Recess
	5/8" (15.9 mm)	-	-	Heavy Duty	Flush To 1/16" (1.6 mm) Tip Recess
	3/4" (19.5 mm)	23H-75	1230-1230	Heavy Duty	5/32" (3.97 mm) Tip Recess

24A Series

Formed Nozzle - 0.750" (19.05 mm) Outside Diameter
Use with Nozzle Insulator Part No. 34A (Stock No. 1340-1100).
2 per pack



24A Series



34A Insulator
(sold separately)

Nozzle Style	Bore Diameter	Part No.	Stock No.	Nozzle Design	Nozzle/Contact Tip Relationship
Slip-On	3/8" (9.5 mm)	24A-37SS	1240-1101	Standard Short Stop	1/8" (3.2 mm) Tip Recess
	3/8" (9.5 mm)	24AT-37SS	1240-1301	Standard Short Stop	1/8" (3.2 mm) Tip Recess
	1/2" (12.7 mm)	24A-50	1240-1110	Standard	Adjustable Tip Recess - Tip Protruding
	1/2" (12.7 mm)	24A-50SS	1240-1111	Standard Short Stop	1/8" (3.2 mm) Tip Recess
	5/8" (15.9 mm)	24A-62	1240-1120	Standard	Adjustable Tip Recess - Tip Protruding
	5/8" (15.9 mm)	24A-62SS	1240-1121	Standard Short Stop	1/8" (3.2 mm) Tip Recess
	5/8" (15.9 mm)	24AH-62	1240-1220	Standard Heavy Duty	Adjustable Tip Recess - Tip Protruding
	5/8" (15.9 mm)	24AH-62SS	1240-1221	Standard Short Stop	1/8" (3.2 mm) Tip Recess
	3/4" (19.5 mm)	24A-75	1240-1130	Standard	Adjustable Tip Recess - Tip Protruding
	3/4" (19.5 mm)	24AH-75	1240-1230	Standard Heavy Duty	Adjustable Tip Recess - Tip Protruding
	3/4" (19.5 mm)	24AH-75SS	1240-1231	Standard Short Stop	1/8" (3.2 mm) Tip Recess

Consumables

Nozzles & Nozzle Insulators

Nozzles & Nozzle Insulators – Air-Cooled

24CT Series

Coarse Thread Nozzle - 1.070" (27.2 mm) Outside Diameter at the knurled flat section
Use with Nozzle Insulator Part No. 34CT (Stock No. 1340-1400).
2 per pack



24CT Series



34CT Insulator
(sold separately)

Nozzle Style	Bore Diameter	Part No.	Stock No.	Nozzle Design	Nozzle/Contact Tip Relationship
Thread-On	3/8" (9.5 mm)	24CT-37S	1240-1404	Standard Short Stop	5/32" (3.97 mm) Tip Recess
	1/2" (12.7 mm)	24CT-50S	1240-1414	Standard Short Stop	5/32" (3.97 mm) Tip Recess
	5/8" (15.9 mm)	24CT-62R	1240-1423	Tapered	1/16" (1.59MM) Tip Recess
	5/8" (15.9 mm)	24CT-62S	1240-1424	Standard Short Stop	5/32" (3.97 mm) Tip Recess
	5/8" (15.9 mm)	24CT-62F	1240-1422	Tapered	1/16" (1.59 mm) Tip Recess
	3/4" (19.5 mm)	24CT-75R	1240-1433	Tapered	1/16" (1.59Mm) Tip Recess
	3/4" (19.5 mm)	24CT-75S	1240-1434	Standard Short Stop	5/32" (3.97 mm) Tip Recess

24FN Series

Fine Thread Nozzle - 1.070" (27.2 mm) Outside Diameter at the knurled flat section
Use with Nozzle Insulator Part No. 34FN (Stock No. 1340-1401).
2 per pack



24FN Series



34FN Insulator
(sold separately)

Nozzle Style	Bore Diameter	Part No.	Stock No.	Nozzle Design	Nozzle/Contact Tip Relationship
Thread-On	3/8" (9.5 mm)	24FN-37S	1240-1704	Standard Short Stop	5/32" (3.97 mm) Tip Recess
	1/2" (12.7 mm)	24FN-50S	1240-1714	Standard Short Stop	5/32" (3.97MM) Tip Recess
	5/8" (15.9 mm)	24FN-62S	1240-1724	Standard Short Stop	5/32" (3.97 mm) Tip Recess
	3/4" (19.5 mm)	24FN-75S	1240-1734	Standard Short Stop	5/32" (3.97 mm) Tip Recess

HD24 Series

3-Piece Nozzle Design - 1.117" (28.4 mm) Outside Diameter
Self Insulated Nozzles. Use with HD54 Series Gas Diffusers.
2 per pack



HD24 Series

Nozzle Style	Bore Diameter	Part No.	Stock No.	Nozzle Design	Nozzle/Contact Tip Relationship
Slip-On	1/2" (12.7 mm)	HD24L-50	1240-1200	Tapered	1/8" - 5/32" (3.2 mm - 3.97 mm) Tip Recess
	1/2" (12.7 mm)	HD24-50	1240-1240	Standard	1/8" - 5/32" (3.2 mm - 3.97 mm) Tip Recess
	1/2" (12.7 mm)	HD24L-50F	1240-1204	Standard	Flush To 1/16" (1.6Mm) Tip Recess
	5/8" (15.9 mm)	HD24L-62	1240-1201	Tapered	1/8" - 5/32" (3.2 mm - 3.97 mm) Tip Recess
	5/8" (15.9 mm)	HD24L-62F	1240-1205	Tapered	Flush To 1/16" (1.6 mm) Tip Recess
	5/8" (15.9 mm)	HD24-62	1240-1241	Standard	1/8" - 5/32" (3.2 mm - 3.97 mm) Tip Recess
	5/8" (15.9 mm)	HD24-62F	1240-1236	Standard	Flush To 1/16" (1.6 mm) Tip Recess
	3/4" (19.5 mm)	HD24L-75	1240-1202	Tapered	1/8" - 5/32" (3.2 mm - 3.97 mm) Tip Recess
	3/4" (19.5 mm)	HD24-75	1240-1242	Standard	1/8" - 5/32" (3.2 mm - 3.97 mm) Tip Recess
	3/4" (19.5 mm)	HD24L-75F	1240-1206	Standard	Flush To 1/16" (1.6Mm) Tip Recess
	3/4" (19.5 mm)	HD24-75F	1240-1237	Standard	Flush To 1/16" (1.6 mm) Tip Recess
	5/8" (15.9 mm)	HD24LB-62	1240-1216	Standard †	1/8" - 5/32" (3.2 mm - 3.97 mm) Tip Recess
	5/8" (15.9 mm)	HD24LB-62F	1240-1219	Tapered †	Flush To 1/16" (1.6 mm) Tip Recess
	5/8" (15.9 mm)	HD26B-62	1260-1285	Standard †	5/32" (3.97 mm) Tip Recess
	3/4" (19.5 mm)	HD26B-75	1260-1286	Standard †	5/32" (3.97 mm) Tip Recess

†Outer shell made from red brass Alloy 230

Nozzles & Nozzle Insulators – Air-Cooled

PMA24 Series PulseMaster® and PullMaster™ Air-Cooled Nozzles

3-Piece Nozzle Design - 1.000" (25.4 mm) Outside Diameter
Self Insulated Nozzles. Nozzles are nickel plated.
2 per pack



PMA24 Series

Nozzle Style	Bore Diameter	Part No.	Stock No.	Nozzle Design	Nozzle/Contact Tip Relationship
Thread-On	1/2" (12.7 mm)	PMA24-50	1260-1711	Straight	0.156" (3.9 mm) Tip Recess
	5/8" (15.9 mm)	PMA24-62F	1260-1712	Straight	Flush to 1/16" (1.6 mm)
	5/8" (15.9 mm)	PMA24-62	1260-1713	Straight	0.156" (3.9 mm) Tip Recess
	5/8" (15.9 mm)	PMA24H-62	1260-1720	Straight	0.156" (3.9 mm) Tip Recess
	3/4" (19.5 mm)	PMA24-75F	1260-1714	Straight	Flush To 1/16" (1.6 mm)
	3/4" (19.5 mm)	PMA24H-75	1260-1721	Straight	0.156" (3.9 mm) Tip Recess

25CT Series

Coarse Thread Nozzle - 1.080" (27.4 mm) Outside Diameter
at the knurled flat section
Use with Nozzle Insulator Part No. 35CT (Stock No. 1350-1400).
2 per pack



25CT Series



35CT Insulator
(sold separately)

Nozzle Style	Bore Diameter	Part No.	Stock No.	Nozzle Design	Nozzle/Contact Tip Relationship
Thread-On	1/2" (12.7 mm)	25CT-50	1250-1410	Standard	1/8" (3.2 mm) Tip Recess
	5/8" (15.9 mm)	25CT-62	1250-1420	Standard	1/8" (3.2 mm) Tip Recess
	3/4" (19.5 mm)	25CT-75	1250-1430	Standard	1/8" (3.2 mm) Tip Recess

25I Series

3-Piece Nozzle Design - 0.970" (24.6 mm) Outside Diameter
Self Insulated Nozzles.
2 per pack



25I Series

Nozzle Style	Bore Diameter	Part No.	Stock No.	Nozzle Design	Nozzle/Contact Tip Relationship
Thread-On	5/8" (15.9 mm)	25I-62	1250-1120	Standard	5/32" (3.97 mm) Tip Recess
	3/4" (19.5 mm)	25I-75	1250-1130	Standard	5/32" (3.97 mm) Tip Recess

26CT Series

Coarse Thread Nozzle - 1.080" (27.4 mm) Outside Diameter
at the knurled flat section
Use with Nozzle Insulator Part No. 36CT (Stock No. 1360-1400).
2 per pack



26CT Series



36CT Insulator
(sold separately)

Nozzle Style	Bore Diameter	Part No.	Stock No.	Nozzle Design	Nozzle/Contact Tip Relationship
Thread-On	5/8" (15.9 mm)	26CT-62	1260-1420	Standard	1/8" (3.2 mm) Tip Recess
	3/4" (19.5 mm)	26CT-75	1260-1430	Standard	1/8" (3.2 mm) Tip Recess

26I Series

3-Piece Nozzle Design - 0.970" (24.6 mm) Outside Diameter
Self Insulated Nozzles.
2 per pack



26I Series

Nozzle Style	Bore Diameter	Part No.	Stock No.	Nozzle Design	Nozzle/Contact Tip Relationship
Thread-On	5/8" (15.9 mm)	26I-62	1260-1120	Standard	1/8" (3.2 mm) Tip Recess
	3/4" (19.5 mm)	26I-75	1260-1130	Standard	1/8" (3.2 mm) Tip Recess

Nozzles & Nozzle Insulators – Flat Arc Spot Nozzles & Nozzle Insulators

Style Air-Cooled

FAS Series

Self Insulated Nozzles.
2 per pack

Nozzle Style	Bore Diameter	Part No.	Stock No.
Thread-On	1/2" (12.7 mm)	21-62FAS	1210-1520

FAS Series

Use with Nozzle Insulator Part No. 34A (Stock No. 1340-1100).
2 per pack

Nozzle Style	Bore Diameter	Part No.	Stock No.
Slip-On	3/4" (19.5 mm)	24A-100FAS	1240-1550



24A-100FAS



34A Insulator
(sold separately)

FAS Series

Use with Nozzle Insulator Part No. 35CT (Stock No. 1350-1400).
2 per pack

Nozzle Style	Bore Diameter	Part No.	Stock No.
Thread-On	1-5/8" (41.3 mm)	25CT-162FAS	1250-1570



25CT-162FAS



35CT Insulator
(sold separately)

Nozzles – Eliminator® Style Air-Cooled

EL22I Series

3-Piece Nozzle Design - 0.875" (22.2 mm) Outside Diameter
Self Insulated Nozzles. Use with Part No. EL52 (Stock No. 1560-1110) Gas Diffuser.
2 per pack



EL22I Series

Nozzle Style	Bore Diameter	Part No.	Stock No.	Nozzle Design	Nozzle/Contact Tip Relationship
Slip-On	3/8" (9.5 mm)	EL22I-37	1260-1601	Standard	1/8" - 5/32" (3.2 mm - 3.97 mm) Tip Recess
	1/2" (12.7 mm)	EL22I-50F	1260-1612	Standard	1/8" - 5/32" (3.2 mm - 3.97 mm) Tip Recess
	1/2" (12.7 mm)	EL22I-50P	1260-1686	Standard	5/32" (3.97 mm) Tip Protruding
	5/8" (15.9 mm)	EL22I-62	1260-1603	Standard	1/8" - 5/32" (3.2 mm - 3.97 mm) Tip Recess
	3/4" (19.5 mm)	EL22I-75	1260-1604	Standard	1/8" - 5/32" (3.2 mm - 3.97 mm) Tip Recess

EL22CT Series

3-Piece Nozzle Design - 0.875" (22.2 mm) Outside Diameter
Self Insulated Nozzles. Use with Part No. EL52CT Series Gas Diffuser.
2 per pack



EL22CT Series

Nozzle Style	Bore Diameter	Part No.	Stock No.	Nozzle Design	Nozzle/Contact Tip Relationship
Thread-On	3/8" (9.5 mm)	EL22CT-37	1260-1625	Standard	1/8" - 5/32" (3.2 mm - 3.97 mm) Tip Recess
	3/8" (9.5 mm)	EL22CT-37F	1260-1635	Standard	Flush To 1/16" (1.6 mm) Tip Recess
	1/2" (12.7 mm)	EL22CT-50	1260-1626	Standard	1/8" - 5/32" (3.2 mm - 3.97 mm) Tip Recess
	1/2" (12.7 mm)	EL22CT-50F	1260-1636	Standard	Flush To 1/16" (1.6 mm) Tip Recess
	5/8" (15.9 mm)	EL22CT-62	1260-1627	Standard	1/8" - 5/32" (3.2 mm - 3.97 mm) Tip Recess
	5/8" (15.9 mm)	EL22CT-62F	1260-1637	Standard	Flush To 1/16" (1.6 mm) Tip Recess
	5/8" (15.9 mm)	EL22CT-62P	1260-1692	Standard	5/32" (3.97 mm) Tip Protruding
	5/8" (15.9 mm)	EL22CT-62H	1260-1629	Standard, Heavy Duty	1/8" - 5/32" (3.2 mm - 3.97 mm) Tip Recess
3/4" (19.5 mm)	EL22CT-75	1260-1628	Standard	1/8" - 5/32" (3.2 mm - 3.97 mm) Tip Recess	

Nozzles – Eliminator® Style Air-Cooled

EL24I Series

3-Piece Nozzle Design - 0.875" (22.2 mm) Outside Diameter
Self Insulated Nozzles. Use with Part No. EL54 Series Gas Diffusers.
2 per pack



EL24I Series

Nozzle Style	Bore Diameter	Part No.	Stock No.	Nozzle Design	Nozzle/Contact Tip Relationship
Slip-On	3/8" (9.5 mm)	EL24I-37	1260-1606	Tapered	1/8" - 5/32" (3.2 mm - 3.97 mm) Tip Recess
	1/2" (12.7 mm)	EL24I-50	1260-1607	Tapered	1/8" - 5/32" (3.2 mm - 3.97 mm) Tip Recess
	5/8" (15.9 mm)	EL24I-62	1260-1608	Tapered	Flush To 1/16" (1.6 mm) Tip Recess
	5/8" (15.9 mm)	EL24I-62R	1260-1677	Tapered	3/8" (9.5 mm) Tip Recess
	3/4" (19.5 mm)	EL24I-75	1260-1609	Tapered	1/8" - 5/32" (3.2 mm - 3.97 mm) Tip Recess
	3/4" (19.5 mm)	EL24I-75H	1260-1632	Tapered, Heavy Duty	1/8" - 5/32" (3.2 mm - 3.97 mm) Tip Recess

EL24CT Series

3-Piece Nozzle Design - 0.875" (22.2 mm) Outside Diameter
Self Insulated Nozzles. Use with Part No. EL52CT Series Gas Diffusers.
2 per pack



EL24CT Series

Nozzle Style	Bore Diameter	Part No.	Stock No.	Nozzle Design	Nozzle/Contact Tip Relationship
Thread-On	3/8" (9.5 mm)	EL24CT-37	1260-1650	Standard	1/8" - 5/32" (3.2 mm - 3.97 mm) Tip Recess
	1/2" (12.7 mm)	EL24CT-50	1260-1651	Standard	1/8" - 5/32" (3.2 mm - 3.97 mm) Tip Recess
	1/2" (12.7 mm)	EL24CT-50P	1260-1701	Standard	5/32" (3.97 mm) Tip Protruding
	5/8" (15.9 mm)	EL24CT-62	1260-1652	Standard	1/8" - 5/32" (3.2 mm - 3.97 mm) Tip Recess
	5/8" (15.9 mm)	EL24CT-62F	1260-1667	Standard	Flush To 1/16" (1.6 mm) Tip Recess
	5/8" (15.9 mm)	EL24CT-62R	1260-1682	Standard	3/8" (9.5 mm) Tip Recess
	5/8" (15.9 mm)	EL24CT-62H	1260-1657	Standard, Heavy Duty	1/8" - 5/32" (3.2 mm - 3.97 mm) Tip Recess
	3/4" (19.5 mm)	EL24CT-75	1260-1653	Standard	1/8" - 5/32" (3.2 mm - 3.97 mm) Tip Recess
	3/4" (19.5 mm)	EL24CT-75H	1260-1658	Standard, Heavy Duty	1/8" - 5/32" (3.2 mm - 3.97 mm) Tip Recess

REL24 Series

3-Piece Nozzle Design - 1.000" (25.4 mm) Outside Diameter
Self Insulated Nozzles. Nickel plated nozzle. Use with Part No. QTR56-SW Gas Diffuser.
2 per pack



REL24 Series

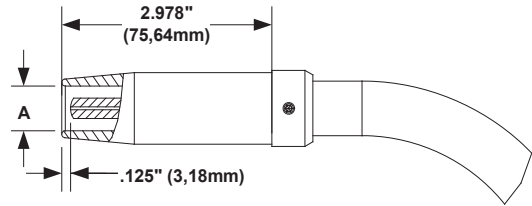
Nozzle Style	Bore Diameter	Part No.	Stock No.	Nozzle Design	Nozzle/Contact Tip Relationship
Thread-On	1/2" (12.7 mm)	REL24CT-50	1240-1305	Straight	5/32" (3.97 mm) Tip Recess
	1/2" (12.7 mm)	REL24CT-50F	1240-1315	Straight	Flush To 1/16" (1.6 mm) Tip Recess
	1/2" (12.7 mm)	REL24CT-50P	1240-1310	Straight	5/32" (3.97 mm) Tip Protruding
	5/8" (15.9 mm)	REL24CT-62	1240-1306	Straight	5/32" (3.97 mm) Tip Recess
	5/8" (15.9 mm)	REL24CT-62F	1240-1316	Straight	Flush To 1/16" (1.6 mm) Tip Recess
	5/8" (15.9 mm)	REL24CT-62P	1240-1311	Straight	5/32" (3.97 mm) Tip Recess
	3/4" (19.5 mm)	REL24CT-75F	1240-1317	Straight	Flush To 1/16" (1.6 mm) Tip Recess
	3/4" (19.5 mm)	REL24CT-75P	1240-1312	Straight	5/32" (3.97 mm) Tip Protruding

Nozzles & Nozzle Insulators – Water-Cooled

WC24 Series – Standard Tip Recess

Nozzle Insulator .125" (3.18 mm)

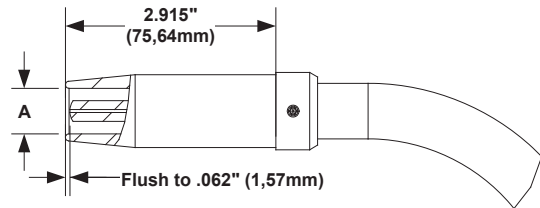
Bore Size "A"	Part No.	Stock No.
.500" (12.7mm)	WC24-50	1244-1110
.625" (15.9 mm)	WC24-62	1244-1120
.750" (19.1 mm)	WC24-75	1244-1130



WC24 Series – Flush Tip Recess

Nozzle Insulator Flush to .062" (1.57 mm)

Bore Size "A"	Part No.	Stock No.
.500" (12.7 mm)	WC24-50F	1244-1112
.625" (15.9 mm)	WC24-62F	1244-1122



CONSUMABLES

SW24 Series

Use with Insulator Ring Part No. SW64-3 (Stock No. 2044-1020).

2 per pack



SW24 Series



SW64-3
(sold separately)

Nozzle Style	Bore Diameter	Part No.	Stock No.	Nozzle Design	Nozzle/Contact Tip Relationship
Slip-On	5/8" (15.9 mm)	SW24-15	1244-1026	Standard	1/8" - 5/32" (3.2 mm - 3.97 mm) Tip Recess
	11/16" (17 mm)	SW24-17	1244-1025	Standard	1/8" - 5/32" (3.2 mm - 3.97 mm) Tip Recess
	13/16" (21 mm)	SW24-21	1244-1027	Standard	1/8" - 5/32" (3.2 mm - 3.97 mm) Tip Recess

WC26 Series - Standard

3-Piece Nozzle Design - 1.062" (30 mm) Outside Diameter

Use with Spatter Shield Part No. WC26-1 (Stock No. 1264-1009).

2 per pack



WC26 Series



WC26-1
(sold separately)

Nozzle Style	Bore Diameter	Part No.	Stock No.	Nozzle Design	Nozzle/Contact Tip Relationship
Thread-On (Standard)	5/8" (15.9 mm)	WC26-62	1264-1120	Standard	1/8" (3.2 mm) Tip Recess
	5/8" (15.9 mm)	WC26-62R	1264-1123	Standard	1/4" (6.4 mm) Tip Recess
	3/4" (19.5 mm)	WC26-75	1264-1130	Standard	1/8" (3.2 mm) Tip Recess
	3/4" (19.5 mm)	WC26-75R	1264-1133	Standard	1/4" (6.4 mm) Tip Recess
Thread-On* (Eliminator®)	1/2" (12.7 mm)	WC26-50EL*	1262-1031	Standard	1/8" (3.2 mm) Tip Recess
	5/8" (15.9 mm)	WC26-62EL*	1262-1032	Standard	1/8" (3.2 mm) Tip Recess
	5/8" (15.9 mm)	WC26-62ELF*	1262-1037	Standard	Tip Flush
	3/4" (19.5 mm)	WC26-75EL*	1262-1033	Standard	1/8" (3.2 mm) Tip Recess
	3/4" (19.5 mm)	WC26-75ELF*	1262-1038	Standard	5/32" (3.97 mm) Tip Protruding
	3/4" (19.5 mm)	WC26-75ELR*	1262-1042	Standard	Tip Flush

*Use with Eliminator style contact tips

Nozzles & Nozzle Insulators – Water-Cooled

RWC26 Series

Nickel plated nozzles.
Use with Spatter Shield Part No. WC26EL-1 (Stock No. 1262-1049).
2 per pack



RWC26 Series

Nozzle Style	Bore Diameter	Part No.	Stock No.	Nozzle Design	Nozzle/Contact Tip Relationship
Thread-On	1/2" (12.7 mm)	RWC26-50	1264-1430	Standard	1/8" - 5/32" (3.2 mm - 3.97 mm) Tip Recess
	5/8" (15.9 mm)	RWC26-62	1264-1431	Standard	1/8" - 5/32" (3.2 mm - 3.97 mm) Tip Recess
	5/8" (15.9 mm)	RWC26-75	1264-1432	Standard	1/8" - 5/32" (3.2 mm - 3.97 mm) Tip Recess

PMW24 Series PulseMaster™ Water-Cooled Nozzles

Nickel plated nozzles.
2 per pack



PMW24 Series

Nozzle Style	Bore Diameter	Part No.	Stock No.	Nozzle Design	Nozzle/Contact Tip Relationship
Thread-On	1/2" (12.7 mm)	PMW24-50F	1260-1735	Standard	Flush To 1/2" (12.5 mm)
	5/8" (15.9 mm)	PMW24-62F	1260-1737	Standard	Flush to 5/8" (16 mm)
	5/8" (15.9 mm)	PMW24-62	1260-1738	Standard	0.156" (3.9 mm) Tip Recess
	3/4" (19.5 mm)	PMW24-75F	1260-1739	Standard	Flush To 3/4" (19 mm)
	3/4" (19.5 mm)	PMW24-75	1260-1740	Standard	0.156" (3.9 mm) Tip Recess

CONSUMABLES

Gas Diffusers - Standard Air-Cooled

Mini-MIG Series 160 Amp

5 per pack



Part No.	Stock No.	Material	Contact Tip	Nozzle
35-50	1500-1100	Brass	11 Series	21 Series

51 Series 100 Amp

5 per pack



Part No.	Stock No.	Material	Contact Tip	Nozzle
51	1510-1101	Brass	11 Series	21 Series
EL51	1510-1105	Brass	EL11 Series	REL21 Series
QTRW53-11	1525-1141	Brass	11 Series	REL21 Series

52 Series 200 Amp

5 per pack



Part No.	Stock No.	Material	Contact Tip	Nozzle
52	1520-1101	Brass	14 Series	22 Series
52FN	1520-1102	Brass	14 Series	24A or 23 Series
MS52T-11	1520-1133	Brass	11 Series	22 Series

Gas Diffusers – Standard Air-Cooled

54 Series 400 Amp

5 per pack



Part No.	Stock No.	Material	Contact Tip	Nozzle
54P	1540-1103	Copper	14 Series	24A, 24CT, & 23 Series
54A	1540-1100	Brass	14 Series	24A, 24CT, & 23 Series
54A-16	1540-1104	Brass	16S Series	24A, 24CT, & 23 Series
HD54-14	1540-1135	Brass	14 Series	HD24 Series
HD54-16	1540-1136	Brass	16S Series	HD24 Series
HD54-EL	1540-1137	Brass	EL16 Series	HD24 Series
PMA54-16S	1543-1106	Brass	16PS Series	PMA24 Series

55 Series 500 Amp

5 per pack



Part No.	Stock No.	Material	Contact Tip	Nozzle
55SW *	1550-1101	Copper	15H Series	25CT Series
55 †	1550-1100	Copper	15H Series	25CT Series
55H §	1550-1102	Copper	15H Series	25CT Series
55S-SW *	1550-1110	Copper	16S Series	25I Series
55S-H † §	1550-1111	Copper	16S Series	25I Series
55S-SWL ‡	1550-1120	Copper	16S Series	25I Series
PMW55-16	1550-1105	Brass	16PS Series	PMW24 Series

* Use with 45-3545, 45-116, and 45N-3545 Conduit Liners

† Use with 45-564, and 45N-116 Conduit Liners

§ Use with 45H-332, 45H-764, and 45-18 Conduit Liners

‡ Use with 45-3545, 45-116, and 45N-3545 Conduit Liners. Tip/Nozzle relationship will be 1/8" (3.2 mm) tip recess

56 Series 600 Amp

5 per pack



Part No.	Stock No.	Material	Contact Tip	Nozzle
56S-SW	1560-1100	Copper	16S Series	26CT or 26I
56S-H	1560-1101	Copper	16S Series	26CT or 26I

EL52 Series 200 Amp

5 per pack



Part No.	Stock No.	Material	Contact Tip	Nozzle
EL52	1560-1110	Brass	EL16 Series	EL22I Series
EL52CT	1560-1109	Brass	EL16 Series	EL22CT Series
EL52CT-14	1560-1106	Brass	14 Series	EL22CT Series
EL52CT-16	1560-1107	Brass	16S Series	EL22CT Series

Replacement O-ring for EL52 Series Gas Diffuser use Part No. EL52-1 (Stock No. 1560-1108)

HD52 Series 200 Amp

5 per pack



Part No.	Stock No.	Material	Contact Tip	Nozzle
HD52-11	1520-1130	Brass	11 Series	HD22 Series

Replacement O-ring for HD52 Series Gas Diffuser use Part No. EL52-1 (Stock No. 1560-1108)

Gas Diffusers – Eliminator® Style Air-Cooled

EL54 Series 400 Amp

5 per pack



Part No.	Stock No.	Material	Contact Tip	Nozzle
EL54-SW *	1560-1114	Brass	EL16 Series	EL24I Series
EL54-H †	1560-1115	Brass	EL16 Series	EL24I Series
EL54CT-SW *	1560-1116	Brass	EL16 Series	EL24CT Series
EL54CT-H †	1560-1117	Brass	EL16 Series	EL24CT Series

Replacement O-ring for EL54 Series Gas Diffuser use Part No. EL54-10 (Stock No. 1560-1121)

* Use with 45-3545, 45-116, and 45N-3545 Conduit Liners

† Use with 45-564, 45N-116, 45H-332, 45H-764, and 45-18 Conduit Liners

Gas Diffusers - Water-Cooled

400 Amp

5 per pack



WC54A



QTRW54-16

Part No.	Stock No.	Material	Contact Tip	Nozzle
WC54A	1544-1141	Brass		
SW54-16S	1540-1115	Brass	16S Series	SW24 Series
SW54-EL	1540-1116	Brass	EL16 Series	SW24 Series
QTRW54	1544-1125	Brass	14H Series	RWC24 Series
QTRW54-16	1544-1126	Brass	16S Series	RWC24 Series

600 Amp

5 per pack



WC56A-SW



WC56EL-H

Part No.	Stock No.	Material	Contact Tip	Nozzle
WC56A-SW	1564-1145	Brass	16S Series	WC26 or RWC26 Series
WC56A	1564-1143	Brass		
WC56A-H	1564-1144	Brass		
WC56EL-SW	1560-1146	Brass	EL16 Series	WC26EL or RWC26 Series
WC56EL-H	1560-1147	Brass	EL16 Series	WC26EL or RWC26 Series
QTRW56-SW	1560-1125	Brass	16S Series	WC26 or RWC26 Series

EASY FIND GUIDE – Conductor Tube Selection Guide

MIG Gun Series	Output Current (Amps)	Bend Angles (Degrees)	Threads		Outer Jacket Material	Page
			Back End	Front End		
Mini-MIG® Series	160	45 & 60 Degrees	■	■	Neoprene Rubber	120
Classic No. 1 Series	180	60 & 180 Degrees		■	Neoprene Rubber	120
Classic No. 2 Series	200	60, 80 & 180 Degrees	■	■	Metal or Fiber	120
Classic No. 3 Series	300	45, 60 & 180 Degrees	■	■	Metal	120
Classic No. 4 Series	400	45, 60, 80 & 180 Degrees	■	■	Metal	120
Classic No. 5 Series	500	45, 60 & 180 Degrees	■	■	Metal	120
Classic No. 6 Series	600	60 Degrees	■	■	Metal	120
Mini-MIG® V-Series	160	60 Degrees	■		Neoprene Rubber	121
VELOCITY2™ Classic No. 1 Series	180	60 Degrees	■		Neoprene Rubber	121
VELOCITY2 Classic No. 2 Series	200	45, 60, 80 & 180 Degrees	■		Metal	121
VELOCITY2 Classic No. 3 Series	300	45, 60, 80 & 180 Degrees	■		Metal	121
VELOCITY2 Classic No. 4 Series	400	45, 60, 80 & 180 Degrees	■		Metal	121
VELOCITY2 Classic No. 5 Series	500	45, 60, 80 & 180 Degrees	■		Metal	121
Spray Master® 250 Series	250	60 Degrees		■	Metal	122
Spray Master 350 Series	350	45, 60 & 180 Degrees		■	Metal	122
Spray Master 450 Series	450	45 & 60 Degrees		■	Metal	122
VELOCITY2™ Spray Master® 250 Series	250	45, 60, & 180 Degrees			Metal	122
VELOCITY2 Spray Master 350 Series	350	45, 60 & 180 Degrees			Metal	122
VELOCITY2 Spray Master 450 Series	450	45, 60, & 180 Degrees			Metal	122
Compact Eliminator® 250 Series	250	45 & 60 Degrees		■	Metal	122
Compact Eliminator 450 Series	450	45 & 60 Degrees		■	Metal or Fiber	122
Standard Eliminator 450 Series	450	45, 60 & 180 Degrees		■	Metal or Fiber	122
Supra® XT - SEHD Series	400	45 & 60 Degrees	■	■	Metal	123
Supra XT - SEL Series	400	45 Degrees	■	■	Metal	123
PulseMaster™ 350 & 450 Series	350 & 450	45 Degrees		■	Metal	123
SSG Spool Series	160 & 200	30 & 180 Degrees		■	Metal	123
PMP Push/Pull Series	300	30 & 180 Degrees		■	Metal	123
Smoke Master® 250 Series	250	45 & 60 Degrees	■	■	Powder Coat	123
Smoke Master 450 Series	450	60 Degrees	■	■	Teflon	123
Flux Cored 350 Series	350	60 Degrees		■	Thermo Flex	123
Flux Cored 450 Series	450	60 Degrees		■	Thermo Flex	123
PulseMaster 400 & 500 Series	400 & 500	45 Degrees		■	Metal	124
Standard 600 Series	600	60 Degrees		■	Neoprene Rubber	124

CONSUMABLES

Conductor Tubes – Flexible Knucklehead™


Engineered to Last Longer

Patent pending mechanical connections engineered to last 50 times longer than any other design on the market today. Proven in heavy duty field trials, the Knucklehead flexible conductor tube is rugged and flexible enough to be used everyday. It makes difficult welding applications easier.

- Improved weld quality
- Increased productivity
- Less welder fatigue
- Improves the ergonomics of any MIG Gun
- Lasts longer than any design on the market today
- Eliminates downtime caused by changing conductor tubes

Each connector allows for approximately 20° of bend. Two models are offered in 3 or 4 connector designs. Each three-connector design allows a maximum of 60° of bend and each four-connector design allows a maximum of 80° of bend. Extended reach Knucklehead conductor tubes are also available designated with “LR” on the end of the part number.

Heavy Duty performance even on your 80% Duty Cycle guns



Bend up to a 60° Angle

- Specially engineered to bend while minimizing restrictions on wire feeding
- Get that same consistent angle and firm feel that any comparable bent rigid tube offers
- Bend to the right feel and comfort. The engineers at Tweco® have designed the Knucklehead to work with the following Tweco MIG guns: Spray Master® Series, Classic No. Series, Eliminator® Series and Standard WeldSkill® Series

Spray Master® Series

Amp/Model	Bend Angle	Stand. Cons.*	EL Cons.‡	Long Reach†	Part No.	Stock No.
250	60°	■			MS62SFLX3-60	1620-1341
	80°	■			MS62SFLX4-80	1620-1342
350	60°	■			MS63SFLX3-60	1630-1197
	80°	■			MS63SFLX4-80	1630-1198
450	60°	■			MS64SFLX3-60	1640-1307
	80°	■			MS64SFLX4-80	1640-1308
	60°	■		■	MS64SFLX3-60LR	1640-1309
	80°	■		■	MS64SFLX4-80LR	1640-1310
	60°		■		MS64SFLX3-60EL	1640-1370
	80°		■		MS64SFLX4-80EL	1640-1371

Classic No. Series

Amp/Model	Bend Angle	Stand. Cons.*	Long Reach†	Part No.	Stock No.
Mini	60°	■		3560SFLX3-60	1600-1139
	80°	■		3560SFLX4-80	1600-1141
No. 1	80°	■		61SFLX4-80	1610-1105
No. 2	60°	■		62SFLX3-60	1620-1105
	80°	■		62SFLX4-80	1620-1106
No. 3	60°	■		64SFLX3-60	1640-1112
	80°	■		64SFLX4-80	1640-1113
No. 4	60°	■	■	64SFLX3-60LR	1640-1121
	80°	■	■	64SFLX4-80LR	1640-1122

VELOCITY2™ Spray Master Series

Amp/Model	Bend Angle	Stand. Cons.*	Part No.	Stock No.
250 350 450	60°	Velocity2	VCTL64SFLX360	1640-1336
	80°	Velocity2	VCTL64SFLX480	1640-1337

VELOCITY2™ Classic No. Series

Amp/Model	Bend Angle	Stand. Cons.*	Part No.	Stock No.
No. 4	60°	Velocity2	V64SFLXC360	1640-1123
	80°	Velocity2	V64SFLXC480	1640-1124

Eliminator® Series

Amp/Model	Bend Angle	EL Cons.‡	Long Reach†	Part No.	Stock No.	
250	60°	■		EL62SFLX3-60	1620-1115	
	80°	■		EL62SFLX4-80	1620-1116	
450	60°	■		EL64SFLX3-60	1640-1143	
	80°	■		EL64SFLX4-80	1640-1144	
	80°	■	■		EL64SFLX4-80LR	1640-1149

Standard WeldSkill® Series

Amp/Model	Bend Angle	Stand. Cons.*	Long Reach†	Part No.	Stock No.	
250	60°	■		62SFLX3-60	1620-1105	
	80°	■		62SFLX4-80	1620-1106	
400	60°	■		64SFLX3-60	1640-1112	
	80°	■		64SFLX4-80	1640-1113	
	60°	■	■		64SFLX3-60LR	1640-1121
		80°	■	■	64SFLX4-80LR	1640-1122

*Standard Style Consumables
‡Eliminator Style Consumables
†Long Reach Conductor Tube (2" longer)

Outer Jacket Repair Kit

250A - Part No. FLXSJ-RK (Stock No. 1620-1345)
350/450A - Part No. FLXLJ-RK (Stock No. 1640-1385)
(Repair Kits include the neoprene outer jacket and stainless steel straps)

Conductor Tubes – Air-Cooled

Mini-MIG

Description	Part No.	Stock No.	Outer Jacket Material	Back End Threads	Front End Threads
60 Degree with 2-1/4" (57 mm) Radius	35-60-60	1600-1102	Neoprene Rubber	O.D. M12 x 1.5-6g	I.D. M9 x 1.25-6g
45 Degree with 1-3/4" (44.5 mm) Radius	35-60-45	1600-1101	Neoprene Rubber	O.D. M12 x 1.5-6g	I.D. M9 x 1.25-6g

Classic No. 1

Description	Part No.	Stock No.	Outer Jacket Material	Back End Threads	Front End Threads
60 Degree with 2-1/2" (63.5 mm) Radius	61-60	1610-1102	Neoprene Rubber	--	I.D. M10 x 1.5-6H
45 Degree with 2-1/2" (63.5 mm) Radius	61-45	1610-1101	Neoprene Rubber	--	I.D. M10 x 1.5-6H

Classic No. 2

Description	Part No.	Stock No.	Outer Jacket Material	Back End Threads	Front End Threads
60 Degree with 3" (76.2 mm) Radius	62J-60	1620-1301	Metal	I.D. 3/8"-24 UNF-2B	I.D. 3/8"-24 UNF-2B O.D. 9/16"-18 UNF-2A
60 Degree with 2" (50.5 mm) Radius	62A-60	1620-1102	Fiber	I.D. 3/8"-24 UNF-2B	I.D. 3/8"-24 UNF-2B O.D. 9/16"-18 UNF-2A

Classic No. 3

Description	Part No.	Stock No.	Outer Jacket Material	Back End Threads	Front End Threads
60 Degree with 3" (76.2 mm) Radius	63J-60	1630-1111	Metal	I.D. 3/8"-24 UNF-2B	I.D. 3/8"-24 UNF-2B O.D. 9/16"-18 UNF-2A
45 Degree with 3" (76.2 mm) Radius	63J-45	1630-1110	Metal	I.D. 3/8"-24 UNF-2B	I.D. 3/8"-24 UNF-2B O.D. 9/16"-18 UNF-2A
180 Degree, Straight	63ELJ-180	1630-1118	Metal	I.D. 3/8"-24 UNF-2B	I.D. M11 x 1.5-6H

Classic No. 4

Description	Part No.	Stock No.	Outer Jacket Material	Back End Threads	Front End Threads
60 Degree with 3" (76.2 mm) Radius	64J-60	1640-1106	Metal	I.D. 3/8"-24 UNF-2B	I.D. 3/8"-24 UNF-2B O.D. 9/16"-18 UNF-2A
45 Degree with 3" (76.2 mm) Radius	64J-45	1640-1105	Metal	I.D. 3/8"-24 UNF-2B	I.D. 3/8"-24 UNF-2B O.D. 9/16"-18 UNF-2A
60 Degree with 3" (76.2 mm) Radius	64A-60	1640-1102	Fiber	I.D. 3/8"-24 UNF-2B	I.D. 3/8"-24 UNF-2B O.D. 9/16"-18 UNF-2A
45 Degree with 3" (76.2 mm) Radius	64A-45	1640-1101	Fiber	I.D. 3/8"-24 UNF-2B	I.D. 3/8"-24 UNF-2B O.D. 9/16"-18 UNF-2A
180 Degree, Straight	64A180	1640-1104	Fiber	I.D. 3/8"-24 UNF-2B	I.D. 3/8"-24 UNF-2B O.D. 9/16"-18 UNF-2A
Eliminator 60 Degree with 3" (76.2 mm) Radius	64ELJ-60	1640-1117	Metal	I.D. 3/8"-24 UNF-2B	I.D. M12 x 1.5-6H
Eliminator 45 Degree with 3" (76.2 mm) Radius	64ELJ-45	1640-1116	Metal	I.D. 3/8"-24 UNF-2B	I.D. M12 x 1.5-6H
Eliminator 180 Degree, Straight	64ELJ-180	1640-1119	Metal	I.D. 3/8"-24 UNF-2B	I.D. M12 x 1.5-6H

Classic No. 5

Description	Part No.	Stock No.	Outer Jacket Material	Back End Threads	Front End Threads
60 Degree with 5" (127 mm) Radius	65J-60	1650-1111	Metal	I.D. 7/16"-20 UNF-2B	I.D. 7/16"-20 UNF-2B O.D. 5/8"-18 UNF-2A
45 Degree with 5" (127 mm) Radius	65J-45	1650-1110	Metal	I.D. 7/16"-20 UNF-2B	I.D. 7/16"-20 UNF-2B O.D. 5/8"-18 UNF-2A
180 Degree, Straight	65J-180	1650-1113	Metal	I.D. 7/16"-20 UNF-2B	I.D. 7/16"-20 UNF-2B O.D. 5/8"-18 UNF-2A

Classic No. 6

Description	Part No.	Stock No.	Outer Jacket Material	Back End Threads	Front End Threads
60 Degree with 5" (127 mm) Radius	66J-60	1660-1826	Metal	I.D. 7/16"-20 UNF-2B	I.D. M12 x 1.5 6H O.D. M17 x 2.0-6G

Conductor Tubes – Air-Cooled

VELOCITY2 Mini-MIG

Description	Part No.	Stock No.	Outer Jacket Material	Back End Threads
60 Degree with 2-1/4" (57 mm) Radius	VCTS35-60-60	1600-1106	Neoprene Rubber	O.D. M12 x 1.5-6g

VELOCITY2 Classic No. 1

Description	Part No.	Stock No.	Outer Jacket Material	Back End Threads
60 Degree with 2-1/4" (57mm) Radius	VA61-60	1010-1105	Neoprene Rubber	O.D. M12 x 1.5-6g

VELOCITY2 Classic No. 2 with machined copper threads

Description	Part No.	Stock No.	Outer Jacket Material	Back End Threads
60 Degree with 3" (76.2 mm) Radius	VCTLS62-60	1620-1375	Metal with High Temperature Silicon Rubber	I.D. 3/8"-24 UNF-2B I.D.
45 Degree with 3" (76.2 mm) Radius	VCTLS62-45	1620-1376	Metal with High Temperature Silicon Rubber	I.D. 3/8"-24 UNF-2B I.D.

VELOCITY2 Classic No. 3 with machined copper threads

Description	Part No.	Stock No.	Outer Jacket Material	Back End Threads
60 Degree with 3" (76.2 mm) Radius	VCTLS63-60	1630-1229	Metal with High Temperature Silicon Rubber	I.D. 3/8"-24 UNF-2B I.D.
45 Degree with 3" (76.2 mm) Radius	VCTLS63-45	1630-1230	Metal with High Temperature Silicon Rubber	I.D. 3/8"-24 UNF-2B I.D.

VELOCITY2 Classic No. 4 with machined copper threads

Description	Part No.	Stock No.	Outer Jacket Material	Back End Threads
60 Degree with 3" (76.2 mm) Radius	VCTLS64-60	1640-1400	Metal with High Temperature Silicon Rubber	I.D. 3/8"-24 UNF-2B I.D.
45 Degree with 3" (76.2 mm) Radius	VCTLS64-45	1640-1401	Metal with High Temperature Silicon Rubber	I.D. 3/8"-24 UNF-2B I.D.

VELOCITY2 Classic No. 5 with machined copper threads

Description	Part No.	Stock No.	Outer Jacket Material	Back End Threads
60 Degree with 5" (127 mm) Radius	VCTLS66-60	1660-1251	Metal with High Temperature Silicon Rubber	I.D. 7/16"-20 UNF-2B I.D.
45 Degree with 5" (127 mm) Radius	VCTLS66-45	1660-1252	Metal with High Temperature Silicon Rubber	I.D. 7/16"-20 UNF-2B I.D.

VELOCITY2 Classic No. 2 with machined stainless steel sleeve

Description	Part No.	Stock No.	Outer Jacket Material	Back End Threads
60 Degree with 3" (76.2 mm) Radius	VCTL62-60SS	1620-1377	Metal	I.D. 3/8"-24 UNF-2B I.D.
45 Degree with 3" (76.2 mm) Radius	VCTL62-45SS	1620-1378	Metal	I.D. 3/8"-24 UNF-2B I.D.

VELOCITY2 Classic No. 3 with machined stainless steel sleeve

Description	Part No.	Stock No.	Outer Jacket Material	Back End Threads
60 Degree with 3" (76.2 mm) Radius	VCTL63-60SS	1630-1231	Metal	I.D. 3/8"-24 UNF-2B I.D.
45 Degree with 3" (76.2 mm) Radius	VCTL63-45	1630-1232	Metal	I.D. 3/8"-24 UNF-2B I.D.

VELOCITY2 Classic No. 4 with machined stainless steel sleeve

Description	Part No.	Stock No.	Outer Jacket Material	Back End Threads
60 Degree with 3" (76.2 mm) Radius	VCTL64-60SS	1640-1406	Metal	I.D. 3/8"-24 UNF-2B I.D.
45 Degree with 3" (76.2 mm) Radius	VCTL64-45SS	1640-1407	Metal	I.D. 3/8"-24 UNF-2B I.D.

VELOCITY2 Classic No. 5 with machined stainless steel sleeve

Description	Part No.	Stock No.	Outer Jacket Material	Back End Threads
60 Degree with 5" (127 mm) Radius	VCTL66-60SS	1660-1253	Metal	I.D. 7/16"-20 UNF-2B I.D.
45 Degree with 5" (127 mm) Radius	VCTL66-45SS	1660-1254	Metal	I.D. 7/16"-20 UNF-2B I.D.

Conductor Tubes – Air-Cooled

Spray Master® 250

Description	Part No.	Stock No.	Outer Jacket Material	Front End Threads
60 Degree with 2" (50.5 mm) Radius	MS63-60S	1630-1196	Metal	I.D. M11 x 1.5-6H
60 Degree with 3" (76.2 mm) Radius	MS63-60	1630-1189	Metal	I.D. M11 x 1.5-6H
60 Degree with 2" (50.5 mm) Radius	MS62A-60	1620-1340	Metal	I.D. 3/8" 24 UNF-2B

Spray Master 350

Description	Part No.	Stock No.	Outer Jacket Material	Front End Threads
60 Degree with 3" (76.2 mm) Radius	MS63-60	1630-1189	Metal	I.D. M11 x 1.5-6H
45 Degree with 3" (76.2 mm) Radius	MS63-45	1630-1188	Metal	I.D. M11 x 1.5-6H
180 Degree, Straight	MS63-180	1630-1187	Metal	I.D. M11 x 1.5-6H

Spray Master 450

Description	Part No.	Stock No.	Outer Jacket Material	Front End Threads
Heavy Duty 60 Degree with 3" (76.2 mm) Radius	MS64H-60	1640-1319	Metal	I.D. 3/8"-24 UNF-2B O.D. 9/16"-18UNF-2A
Heavy Duty 45 Degree with 3" (76.2 mm) Radius	MS64H-45	1640-1318	Metal	I.D. 3/8"-24 UNF-2B O.D. 9/16"-18UNF-2A
Long Reach 60 Degree with 3" (76.2 mm) Radius	MS64H-60LM *	1640-1317	Metal	I.D. 3/8"-24 UNF-2B O.D. 9/16"-18UNF-2A
Long Reach 45 Degree with 3" (76.2 mm) Radius	MS64H-45LM *	1640-1323	Metal	I.D. 3/8"-24 UNF-2B O.D. 9/16"-18UNF-2A
60 Degree with 3" (76.2 mm) Radius	MS64-60S **	1640-1342	Metal	I.D. M12 x 1.5-6H

* Long reach conductor tube – 2" longer than standard

** Comes standard on all 450 Amp Spray Master MIG guns with the suffix "EL"

VELOCITY2 Spray Master 250, 350, 450 with machined copper threads

Description	Part No.	Stock No.	Outer Jacket Material
Heavy Duty 60 Degree with 3" (76.2 mm) Radius	SMVCTLS-60	1240-1377	Metal
Heavy Duty 45 Degree with 3" (76.2mm) Radius	SMVCTLS-45	1240-1376	Metal
Long Reach, Heavy Duty 60 Degree with 3" (76.2 mm) Radius	SMVCTLS-60LM	1640-1403	Metal
Long Reach, Heavy Duty 45 Degree with 3" (76.2 mm) Radius	SMVCTLS-45LM	1640-1402	Metal

VELOCITY2 Spray Master 250, 350, 450 with stainless steel sleeve

Description	Part No.	Stock No.	Outer Jacket Material
Heavy Duty 60 Degree with 3" (76.2 mm) Radius	SMVCT-60SS	1240-1378	Metal
Heavy Duty 45 Degree with 3" (76.2 mm) Radius	SMVCT-45SS	1240-1379	Metal
Long Reach, Heavy Duty 60 Degree with 3" (76.2 mm) Radius	SMVCT-60LMSS	1640-1404	Metal
Long Reach, Heavy Duty 45 Degree with 3" (76.2 mm) Radius	SMVCT-45LMSS	1640-1405	Metal

Compact Eliminator® 250

Description	Part No.	Stock No.	Outer Jacket Material	Front End Threads
Eliminator 60 Degree with 3" (76.2 mm) Radius	EL63J-60	1630-1137	Metal	I.D. M11 x 1.5-6H
Eliminator 45 Degree with 3" (76.2 mm) Radius	EL63J-45	1630-1136	Metal	I.D. M11 x 1.5-6H

Compact Eliminator 450

Description	Part No.	Stock No.	Outer Jacket Material	Front End Threads
Eliminator 60 Degree with 3" (76.2 mm) Radius	EL64J-60	1640-1137	Metal	I.D. M12 x 1.5-6H
Eliminator 45 Degree with 3" (76.2 mm) Radius	EL64J-45	1640-1136	Metal	I.D. M12 x 1.5-6H
60 Degree with 2-1/4" (57 mm) Radius	EL64-60	1640-1110	Fiber	I.D. M12 x 1.5-6H

Conductor Tubes – Air-Cooled

Supra® XT – SEHD

Description	Part No.	Stock No.	Outer Jacket Material	Back End Threads	Front End Threads
60 Degree with 3" (76.2 mm) Radius	SE64J-60	1640-1347	Metal	O.D. 9/16"-18 UNF-2A	I.D. 3/8"-24 UNF-2B O.D. 9/16"-18UNF-2A
45 Degree with 3" (76.2 mm) Radius	SE64J-45	1640-1346	Metal	O.D. 9/16"-18 UNF-2A	I.D. 3/8"-24 UNF-2B O.D. 9/16"-18UNF-2A

VELOCITY2 Supra® – SEHD

Description	Part No.	Stock No.	Outer Jacket Material	Back End Threads	Front End Threads
60 Degree with 3" (76.2 mm) Radius	SEVCT64-60	1640-1160	Metal	O.D. 9/16"-18 UNF-2A	I.D. 3/8"-24 UNF-2B O.D. 9/16"-18UNF-2A
45 Degree with 3" (76.2 mm) Radius	SEVCT64-45	1640-1161	Metal	O.D. 9/16"-18 UNF-2A	I.D. 3/8"-24 UNF-2B O.D. 9/16"-18UNF-2A
Long Reach, Heavy Duty 60 Degree with 3" (76.2mm) Radius	SEVCT64-60LM	1640-1162	Metal	O.D. 9/16-18 UNF-2A	I.D. 3/8"-24 UNF-2B
Long Reach, Heavy Duty 45 Degree with 3" (76.2mm) Radius	SVECT64-45LM	1640-1163	Metal	O.D. 9/16-18 UNF-2A	I.D. 3/8"-24 UNF-2B

PulseMaster® 350 & 450

Description	Part No.	Stock No.	Outer Jacket Material	Back End Threads	Front End Threads
Eliminator 45 Degree with 3" (76.2 mm) Radius	PMA64EL-45	1642-1130	Metal	--	I.D. M12 x 1.5-6H

SSG Spool

Description	Part No.	Stock No.	Outer Jacket Material	Back End Threads	Front End Threads
Eliminator 180 Degree, Straight	PMP64EL-180	1642-1140	Metal	--	I.D. M12 x 1.5-6H
Eliminator 30 Degree with 3" (76.2 mm) Radius	PMP64EL-30	1642-1141	Metal	--	I.D. M12 x 1.5-6H

PMP Push/Pull

Description	Part No.	Stock No.	Outer Jacket Material	Back End Threads	Front End Threads
Eliminator 180 Degree, Straight	PMP64EL-180	1642-1140	Metal	--	I.D. M12 x 1.5-6H
Eliminator 30 Degree with 3" (76.2 mm) Radius	PMP64EL-30	1642-1141	Metal	--	I.D. M12 x 1.5-6H

Smoke Master® 250

Description	Part No.	Stock No.	Outer Jacket Material	Back End Threads	Front End Threads
60 Degree with 1.5" (38 mm) Radius	S62-60	2020-2006	Powder Coat	O.D. M11 x 1.5-6G	I.D. M11 x 1.5-6H
45 Degree with 1.5" (38 mm) Radius	S62-45	2020-2011	Powder Coat	O.D. M11 x 1.5-6G	I.D. M11 x 1.5-6H

Smoke Master 450

Description	Part No.	Stock No.	Outer Jacket Material	Back End Threads	Front End Threads
60 Degree with 3" (76.2 mm) Radius	S64-60	1046-2258	Teflon	I.D. M12 x 1.5-6G	I.D. M11 x 1.5-6H

Flux Cored 350

Description	Part No.	Stock No.	Outer Jacket Material	Back End Threads	Front End Threads
60 Degree with 3.1" (79 mm) Radius	64FC-60	1641-1127	Thermo Flex	--	I.D. 5/16"-18 UNC-2B O.D. 1/2"-13 UNC-2A

Flux Cored 450

Description	Part No.	Stock No.	Outer Jacket Material	Back End Threads	Front End Threads
60 Degree with 3.6" (92 mm) Radius	66FC-60	1661-1127	Thermo Flex	--	I.D. 3/8"-16 UNC-2B O.D. 5/8"-11 UNC-2A

Conductor Tubes – Water-Cooled

Fusion Pro 450

Description	Part No.	Stock No.	Outer Jacket Material	Back End Threads	Front End Threads
60 Degree with 3" (76.2 mm) Radius	FPW64-60	1644-1127	High Temp Rubber	--	I.D. M11 x 1

PulseMaster® 400 & 500

Description	Part No.	Stock No.	Outer Jacket Material	Back End Threads	Front End Threads
45 Degree with 4" (101.6 mm) Radius	PMW64-45	1644-2925	Metal	--	I.D. 3/8"-16 UNC-2B

Standard 600

Description	Part No.	Stock No.	Outer Jacket Material	Back End Threads	Front End Threads
60 Degree with 3" (76.2 mm) Radius	WCS66-60	1664-1106	Neoprene	--	I.D. 7/16"-20 UNF-2B

Conductor Tube - Rigid Extensions

For Traditional Style Guns



No. 3 & 4 Extensions

Description	Part No.	Stock No.
Extension 4" (102 mm) Straight 180°	64A-4EX	1640-1301
Extension 6" (152 mm) Straight 180°	64A-6EX	1640-1302
Extension 8" (203 mm) Straight 180°	64A-8EX	1640-1303
Extension 45°	64EX-45	1640-1311
Extension 60°	64EX-60	1640-1312

No. 5 Extensions

Description	Part No.	Stock No.
Extension 4" (102 mm) Straight 180°	65-4EX	1650-1301
Extension 6" (152 mm) Straight 180°	65-6EX	1650-1302
Extension 8" (203 mm) Straight 180°	65-8EX	1650-1303
Extension 60°	65EX-60	1650-1312

CONSUMABLES



The Only Conduit Liner You Will Ever Need!

- Reduce inventory carrying costs with MIG Gun conduit liners
- Save shelf space by stocking only one Tweco® Universal Conduit Liner for each wire size
- Reduces complexity and simplifies product offering by reducing the number of SKUs
- Welding shops can improve productivity by consolidating conduit liners to one Tweco brand

Steps to Pick the Correct Conduit Liner and Adapter.

Refer to the Adapter Compatibility Chart on opposite page at right:

1. What wire size are you using?
2. Pick the related Tweco liner, 15 ft (4.6 m) or 25 ft (7.6 m).
3. What MIG gun brand are you using?
For Tweco, Lincoln® & Profax® brands, the Tweco Universal Conduit liner has the adapter already attached (*skip to step 7*).
4. For other brands, pick the related adapter.
5. Unscrew the adapter from the Tweco Universal Conduit liner.
6. Then screw-on the selected adapter, and hand tighten it.
7. Use as any standard liner. For assembly, follow instructions on the inside panel of the Tweco Universal Conduit box.



Universal Conduit Liners

Adapter

Tweco® Universal Conduit Liner



Patent Pending

Replace Multiple Conduit Liner Brands



With One Tweco
Universal Brand



Tweco Universal Conduit Liner











(comes fitted with Tweco Adapter)

Adapters for major MIG Gun Brands

CONSUMABLES

Tweco Universal Conduit Liners

Adapter Compatibility Chart

Wire Size	Tweco Universal Conduit Liner*	Length	Adapter Part No. /Stock No.									
			Tweco, Lincoln®, Profax®	Miller® Migmatic®, Hobart®	Bernard®	Miller Roughneck®	Tregaskiss®					
.030" – .035" (0.8 – 0.9 mm)	42-3035-15	15 ft (4.6 m)										
	42-3035-25	25 ft (7.6 m)										
.040" – .045" (1.0 – 1.2 mm)	42-4045-15	15 ft (4.6 m)										
	42-4045-25	25 ft (7.6 m)										
.035" – .045" (0.9 – 1.2 mm)	44-3545-15	15 ft (4.6 m)										
	44-3545-25	25 ft (7.6 m)										
1/16" (1.6 mm)	44-116-15	15 ft (4.6 m)						1440-1238 (1 each)	1440-1238 (1 each)	1440-1236 (1 each)	1440-1248 (1 each)	1440-1219 (1 each)
	44-116-25	25 ft (7.6 m)						1440-1240 (25 each)	1440-1245 (25 each)	1440-1242 (25 each)	1440-1249 (25 each)	1440-1220 (25 each)
5/64" (2.0 mm)	44-564-15	15 ft (4.6 m)										
	44-564-25	25 ft (7.6 m)										
3/32" (2.4 mm)	44-332-15	15 ft (4.6 m)	1440-1239 (1 each)	1440-1246 (1 each)	1440-1243 (1 each)	1440-1217 (1 each)	1440-1221 (1 each)					
	44-332-25	25 ft (7.6 m)										

*Tweco Universal Conduit Liner supplied standard with Tweco adapter fitted. Tweco Conduits for Lincoln and Profax do not require adapters. Adapter 44U-ASORT comes with one adapter each of 44U-MIL-M, 44U-BER, 44U-MIL-C, and 44U-TRE

Conduit Liners - For Use With Steel Welding Wires

160 Amp - Steel Wound

Wire Size	Length	Part No.	Stock No.
.023" (0.6 mm)	15 ft (4.6 m)	23-40-15	1400-1123
.030" - .035" (0.8 - 0.9 mm)	15 ft (4.6 m)	35-40-15	1400-1133
.030" - .035" (0.8 - 0.9 mm)	20 ft (6.1 m)	35-40-20	1400-1134
.040" - .045" (1.0 - 1.2 mm)	15 ft (4.6 m)	45-40-15	1400-1143

180-250 Amp - Steel Wound

Wire Size	Length	Part No.	Stock No.
.030" - .035" (0.8 - 0.9 mm)	15 ft (4.6 m)	42-3035-15	1420-1113
.030" - .035" (0.8 - 0.9 mm)	25 ft (7.6 m)	42-3035-25	1420-1115
.040" - .045" (1.0 - 1.2 mm)	15 ft (4.6 m)	42-4045-15	1420-1123
.040" - .045" (1.0 - 1.2 mm)	25 ft (7.6 m)	42-4045-25	1420-1125
.052" - 1/16" (1.3 - 1.6 mm)	15 ft (4.6 m)	42-116-15	1420-1124

300-450 Amp - Steel Wound

Wire Size	Length	Part No.	Stock No.
.035" - .045" (0.9 - 1.2 mm)	15 ft (4.6 m)	44-3545-15	1440-1103
.035" - .045" (0.9 - 1.2 mm)	25 ft (7.6 m)	44-3545-25	1440-1105
.052" - 1/16" (1.3 - 1.6 mm)	15 ft (4.6 m)	44-116-15	1440-1113
.052" - 1/16" (1.3 - 1.6 mm)	25 ft (7.6 m)	44-116-25	1440-1115
5/64" (2.0 mm)	15 ft (4.6 m)	44-564-15	1440-1123
5/64" (2.0 mm)	25 ft (7.6 m)	44-564-25	1440-1125
3/32" (2.4 mm)	15 ft (4.6 m)	44-332-15	1440-1127

500-650 Amp - Steel Wound

Wire Size	Length	Part No.	Stock No.
.035" - .045" (0.9 - 1.2 mm)	15 ft (4.6 m)	45-3545-15	1450-1103
.052" - 1/16" (1.3 - 1.6 mm)	15 ft (4.6 m)	45-116-15	1450-1113
.052" - 1/16" (1.3 - 1.6 mm)	25 ft (7.6 m)	45-116-25	1450-1115
5/64" (2.0 mm)	15 ft (4.6 m)	45-564-15	1450-1123
5/64" (2.0 mm)	25 ft (7.6 m)	45-564-25	1450-1125
3/32" (2.4 mm)	15 ft (4.6 m)	45H-332-15	1450-1133
7/64" (2.8 mm)	15 ft (4.6 m)	45H-764-15	1450-1143
1/8" (3.2 mm)	15 ft (4.6 m)	45-18-15	1450-1153



Tweco Universal Conduit Liner

CONSUMABLES

Conduit Liners - For Use With Aluminum Welding Wires

160 Amp - Teflon

Wire Size	Length	Part No.	Stock No.
.030" - .035" (0.8 - 0.9 mm)	10 ft (3 m)	35TF-40-10	1400-1031

180-250 Amp - Teflon

Wire Size	Length	Part No.	Stock No.
.030" - 3/64" (0.8 - 1.2 mm)	15 ft (4.6 m)	42N-3545-15	1420-1003

300-450 Amp - Nylon

Wire Size	Length	Part No.	Stock No.
.030" - 3/64" (0.8 - 1.2 mm)	15 ft (4.6 m)	44N-3545-15	1440-1003
1/16" (1.6 mm)	15 ft (4.6 m)	44N-116-15	1440-1012

500-650 Amp - Wire Nylon Wrap

Wire Size	Length	Part No.	Stock No.
1/16" (1.6 mm)	15 ft (4.6 m)	45N-116-15	1450-1013

Conduit Liners – For PulseMaster® MIG Guns Using Aluminum/Steel Welding Wires

Steel Wrapped / Teflon

Wire Size	Length	Part No.	Stock No.
.035" - .045" (0.9 - 1.2 mm)	12 ft (4 m)	44PSTF-3545-12	1441-1138
.035" - .045" (0.9 - 1.2 mm)	15 ft (4.6 m)	44PSTF-3545-15	1441-1137
.052" - 1/16" (1.3 - 1.6 mm)	12 ft (4 m)	44PSTF-116-12	1441-1136
.052" - 1/16" (1.3 - 1.6 mm)	15 ft (4.6 m)	44PSTF-116-15	1441-1135

Bronze Jump Liner

Wire Size	Length	Part No.	Stock No.
Max .045" (1.2 mm)	10-1/4" (260 mm)	44JT-3545	1644-1088
Max .062" (1.6 mm)	10-1/4" (260 mm)	44JT-116	1644-1086

CONSUMABLES

Conduit Liners – For PullMaster® MIG Guns Using Aluminum/Steel Welding Wires

Steel Wrapped / Teflon

Wire Size	Length	Part No.	Stock No.
3/64" - 1/16" (1.2 - 1.6 mm)	33 ft (10 m)	PMP44-116-33	1441-1125

Bronze Jump Liner

Wire Size	Length	Part No.	Stock No.
1/16" (1.6 mm)	--	PMP-44-116	1644-1097

Teflon Jump Liner for Flex Tube

Wire Size	Description	Part No.	Stock No.
1/16" (1.6 mm)	Flex Tube	PMP-44FLX-116	1644-1095
1/16" (1.6 mm)	Rigid Tube	PMP-44PTF-116	1644-1096

Conduit Liners – For R44 & R45 Series Using Steel Welding Wires

Tapered lead in angle on the machined conduit stop allows for the transition of the welding wire into the MIG gun smoother
Tin/Zinc plated wire

300-450 Amp - Steel Wound

(Including No. 5 Euro-Kwik Series)

Wire Size	Length	Part No.	Stock No.
.035" - .045" (0.9 - 1.2 mm)	8 ft (2.4 m)	R44-3545-8	1440-1225
.052" - 1/16" (1.3 - 1.6 mm)	15 ft (4.6 m)	R44-116-15	1440-1231

500-650 Amp - Steel Wound

Wire Size	Length	Part No.	Stock No.
.035" - .045" (0.9 - 1.2 mm)	4 ft (1.2 m)	R45-3545-4	1450-1024
.035" - .045" (0.9 - 1.2 mm)	8 ft (2.4 m)	R45-3545-8	1450-1025
.052" - 1/16" (1.3 - 1.6 mm)	8 ft (2.4 m)	R45-116-8	1450-1030
.052" - 1/16" (1.3 - 1.6 mm)	15 ft (4.6 m)	R45-116-15	1450-1031

Conduit Liners – For R45 Series Using Aluminum Welding Wires

500-650 Amp - Wire Nylon Wrap

Wire Size	Length	Part No.	Stock No.
1/16" (1.6 mm)	15 ft (4.6 m)	R45WN-116-15	1450-1045

Features & Benefits

Tweco® offers a broad range of Manual Welding Products and Accessories to meet the needs of every welder.

- Electrode Holders
- Ground Clamps
- Switchable Magnetic Products
- Cable Connectors
- Cable Lugs
- Splicers
- Terminals
- Accessories

Electrode Holders

Tweco Electrode Holders are designed to mechanically hold a welding electrode in position. The efficient 6-position Jaw pattern allows you to get into the correct position your application requires. Ergonomic handle has operator appeal with reversible top & bottom insulators that are easy to replace. Rugged and reliable design made from heavy duty copper alloy and is fully insulated.

Manual Welding Products & Accessories

EASY FIND GUIDE – Electrode Holder Selection Guide

	Style	Amperage Range						Recommended Model	Page	
		200	250	300	350	400	450			500
Electrode Holders	High Profile								TwecoTong A-532	131
									TwecoTong T-532	132
									TwecoTong A-316	131
									TwecoTong T-316	132
									TwecoTong A-732	131
									TwecoTong T-732	132
	TITE								Tweco-Tite 4TT	132
Low Profile								TwecoTong A-14	131	
								TwecoTong A-14-HD	131	
								TwecoTong A-38-HD	131	

TwecoTong®



Tweco-Tite™

MANUAL PRODUCTS

Model	Output			Application				Page
	Current (Amps)	Electrode Size in (mm)	Cable Connection	Light Duty Fab	Medium Duty Fab	Heavy Duty Fab	Extra Heavy Duty Fab	
TwecoTong A-532	200	5/32" (4.0 mm)	2/0 (67.4 mm)	■				131
TwecoTong T-532	200	5/32" (4.0 mm)	2/0 (67.4 mm)	■				132
TwecoTong A-316	250	3/16" (4.8 mm)	2/0 (67.4 mm)	■	■			131
TwecoTong T-316	250	3/16" (4.8 mm)	2/0 (67.4 mm)	■	■			132
TwecoTong A-732	300	7/32" (5.6 mm)	2/0 (67.4 mm)		■	■		131
TwecoTong T-732	300	7/32" (5.6 mm)	2/0 (67.4 mm)		■	■		132
TwecoTong A-14	350	1/4" (6.4 mm)	2/0 (67.4 mm)		■	■		131
TwecoTong A-14-HD	400	1/4" (6.4 mm)	4/0 (107 mm)			■	■	131
TwecoTong A-38-HD	500	3/8" (9.5 mm)	4/0 (107 mm)				■	131
Tweco-Tite 4TT	400	1/4" (6.4 mm)	3/0 (85 mm)	■	■	■		132

Manual Welding Products

Electrode Holders

Electrode Holders – TwecoTong® A-Series



FEATURES

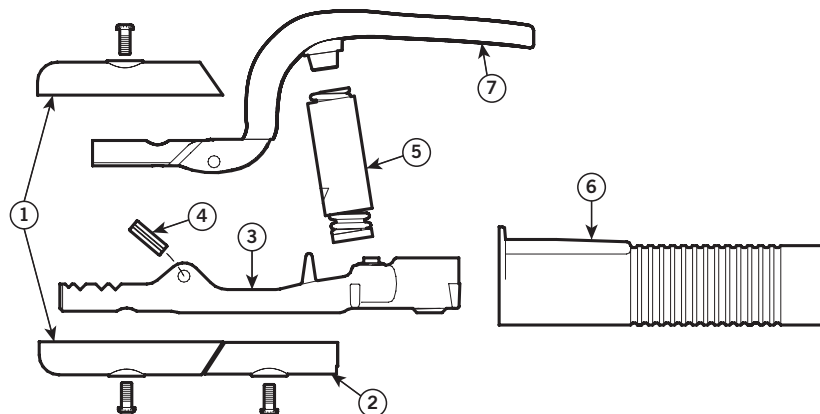
- TwecoTong Electrode Holders are designed to mechanically hold a welding electrode in position
- Reversible Top & Bottom Insulators are easy to replace
- Efficient 6-Position Jaw Patterns
- Ball Point Cable Connections
- Fully Insulated & Protected Springs
- Heavy Duty Copper Alloy

TwecoTong A-Series Electrode Holders

Amperage	Body Alloy	Electrode	Cable	Length	Part No.	Stock No.
200	Copper Alloy	5/32" (4.0 mm)	2/0 (67.4 mm)	8-1/2" (216 mm)	A-532*	9110-1101
200	Copper Alloy	5/32" (4.0 mm)	2/0 (67.4 mm)	8-1/2" (216 mm)	A532-MC**	9110-1109
250	Copper Alloy	3/16" (4.8 mm)	2/0 (67.4 mm)	9-1/4" (235 mm)	A-316*	9110-1102
250	Copper Alloy	3/16" (4.8 mm)	2/0 (67.4 mm)	9-1/4" (235 mm)	A316-MC**	9110-1110
300	Copper Alloy	7/32" (5.6 mm)	2/0 (67.4 mm)	10" (254 mm)	A-732*	9110-1103
300	Copper Alloy	7/32" (5.6 mm)	2/0 (67.4 mm)	10" (254 mm)	A732-MC**	9110-1111
350	Copper Alloy	1/4" (6.4 mm)	4/0 (107 mm)	11" (279 mm)	A-14	9110-1104
400	Copper Alloy	1/4" (6.4 mm)	4/0 (107 mm)	12" (305 mm)	A-14-HD	9110-1105
500	Copper Alloy	3/8" (9.5 mm)	4/0 (107 mm)	13-1/4" (336 mm)	A-38-HD	9110-1106

* Clamshell packaging. Sold individually or master packed in quantities of 12 each.

** Sold in Master Pack Boxed Quantities of 24.



TwecoTong A-Series Replacement Parts

#	Description	A-532 Part No Stock No.	A-316 Part No Stock No.	A-732 Part No Stock No.	A-14 Part No Stock No.	A-14-HD Part No Stock No.	A-38-HD Part No Stock No.
1	Tip Insulation	A-532-1P 9910-2102	A-532-1P 9910-2102	A-732-1P 9910-2302	A-732-1P 9910-2302	A-732-1P 9910-2302	A-38-HD-1P 9910-2602
2	Body Insulation	A-532-3 9910-2103	A-532-3 9910-2103	A-532-3 9910-2103	A-14-3 9910-2403	A-14-3 9910-2403	A-38-HD-3 9910-2603
3	Lower Body Tong w/o Insulation	A-316-4R 9910-2204	A-316-4R 9910-2204	A-732-4 9910-2304	A-14-4 9910-2404	A-14-HD-4 9910-2504	A-38-HD-4 9910-2604
4	Hinge Pin	A-532-11 9910-2111	A-532-11 9910-2111	A-532-11 9910-2111	A-532-11 9910-2111	A-532-11 9910-2111	FGC-200-5 9910-2610
5	Spring with Insulation	A-532-6 9910-2106	A-316-6 9910-2206	A-316-6 9910-2206	N/A	N/A	N/A
6	Molded Handle	A-532-7 9910-2107	A-316-7 9910-2207	A-732-7 9910-2307	A-14-7 9910-2407	A-14-HD-7 9910-2507	A-38-HD-7 9910-2607
NS	Handle Screws	AL-300-12 9910-2712	AL-300-12 9910-2712	AL-300-12 9910-2712	AL-300-12 9910-2712	AL-300-12 9910-2712	AL-300-12 9910-2712
NS	Cable Connection Screw	A-532-24 9910-2124	A-532-24 9910-2124	A-532-24 9910-2124	A-14-24 9910-2424	A-14-24 9910-2424	A-14-24 9910-2424

Manual Welding Products

Electrode Holders

Electrode Holders – TwecoTong® T-Series



T-532

T-316

T-732

FEATURES

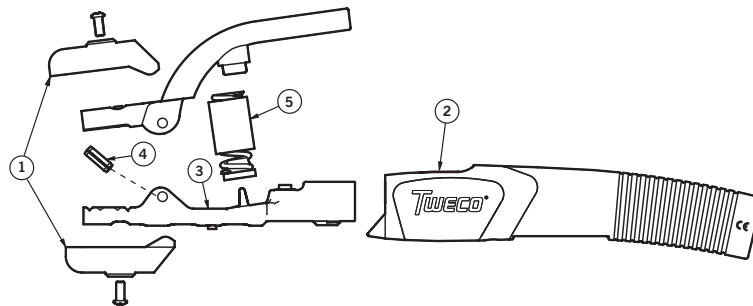
- **Ergonomic Handle** has 12-degree angle
- **Efficient 6-Position Jaw Patterns** to hold the welding electrode in position
- **Double Ball Point Cable Connections** accept up to 2/0 welding cable
- **Rugged & Reliable Design** with operator appeal
- **Designed to meet IEC 60974-11**
- **Fully Insulated & Protected Springs**

TwecoTong T-Series Electrode Holders

Amperage	Body Alloy	Electrode	Cable	Length	Part No.	Stock No.
200	Copper Alloy	5/32" (4.0 mm)	2/0 (67.4 mm)	9-1/2" (241 mm)	T532-MC*	9110-1122
200	Copper Alloy	5/32" (4.0 mm)	2/0 (67.4 mm)	9-1/2" (241 mm)	T532**	9110-1131
250	Copper Alloy	3/16" (4.8 mm)	2/0 (67.4 mm)	9-1/2" (241 mm)	T316-MC*	9110-1123
250	Copper Alloy	3/16" (4.8 mm)	2/0 (67.4 mm)	9-1/2" (241 mm)	T316**	9110-1132
300	Copper Alloy	7/32" (5.6 mm)	2/0 (67.4 mm)	10" (254 mm)	T732-MC*	9110-1124
300	Copper Alloy	7/32" (5.6 mm)	2/0 (67.4 mm)	10" (254 mm)	T732**	9110-1133

* Sold in Master Pack Boxed Quantities of 24.

** Sold Individually



TwecoTong T-Series Replacement Parts

#	Description	T532 Part No./Stock No.	T-316 Part No./Stock No.	T-732 Part No./Stock No.
1	Tip Insulation	T-532-1 / 9910-2104	T-532-1 / 9910-2104	T-732-1 / 9910-2303
2	Molded Handle	T-532-7 / 9910-2108	T-316-7 / 9910-2208	T-732-7 / 9910-2308
3	Lower Body Tong w/o Insulation	A-316-4R / 9910-2204	A-316-4R / 9910-2204	A-732-4 / 9910-2304
4	Hinge Pin	A-532-11 / 9910-2111	A-532-11 / 9910-2111	A-532-11 / 9910-2111
5	Spring with Insulation	A-532-6 / 9910-2106	A-316-6 / 9910-2206	A-316-6 / 9910-2206
NS	Handle Screws	AL-300-12 / 9910-2712	AL-300-12 / 9910-2712	AL-300-12 / 9910-2712
NS	Cable Connection Screw	A-532-24 / 9910-2124	A-532-24 / 9910-2124	A-532-24 / 9910-2124

Electrode Holders – TwecoTite



4TT

4TT Tweco-Tite Replacement Parts

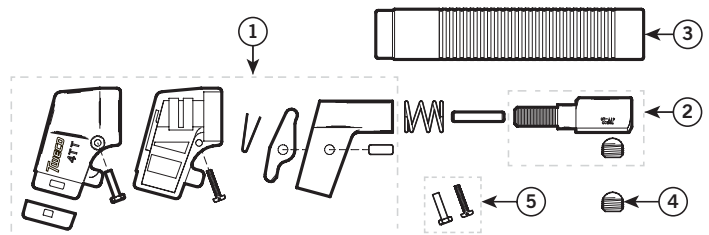
#	Description	Part No.	Stock No.
1	Head Assy - Complete (renewable)	4TT-1	9911-2001
2	Connector Body w/Ball-Point Screw	4TT-20	9911-2020
3	Handle Only	4TT-30	9911-2030
4	Ball-Point Screw	A-532-24	9910-2124
5	Binder Post & Screw - for Head Ins.	122FM	2020-2122

FEATURES

- **Tweco-Tite Electrode Holders with Fully Insulated Body** designed for effortless installation of electrodes
- **45 Degree Angled Head** holds the welding electrode in place
- **Rugged & Reliable Design** with operator appeal

4TT Tweco-Tite Electrode Holder

Amperage	Electrode	Cable	Part No.	Stock No.
400	1/4" (6.4 mm)	3/0 (85 mm)	4TT	9120-1000



MANUAL PRODUCTS

Features & Benefits

A Clamp for Every Need:

- Flat Jaw Copper Ground Clamp
- Steel Ground Clamp
- Copper Ground Clamp
- Switchable Magnetic Ground Clamp
- Rotary Ground Clamps

Tweco Ground Clamps are highly efficient devices for grounding weldments. Available in a variety of designs to meet the demands of your unique application. Made from high quality copper or steel for long lasting durability. They may also be used for other high amperage grounding applications.

Tweco Ground Clamps are designed with ample contact surface area providing cool, efficient operation. They can be quickly attached or moved from one rotation weldment or fixture to the other, saving on welding down time.

Ground Clamps

EASY FIND GUIDE – Ground Clamps Selection Guide

	Application	Amperage Range								Recommended Model	Page	
		200	300	400	500	600	700	800	1500			2000
Ground Clamps	Plate										FGC 200	136
											FGC 300	136
											FGC 500	136
											SGC 300	136
											SGC 500	136
	Pipe										GC 200	136
											GC 300	136
											GC 500	136
											SMGC 200	140
											SMGC 300	140
	Rotary										GCRG 140	137
											RG 140	137
											RG 230	137
											RG 240	137
											RG 440	137
											RG 640	137

MANUAL PRODUCTS

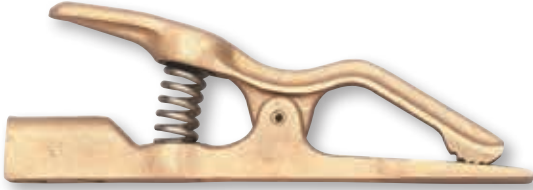
Model	Output				Process			Application				Page
	Current (Amps)	Jaw Opening	No. of Heads	Cable Connection	Plate	Pipe	Rotary	Light Duty Fab	Med. Duty Fab	Heavy Duty Fab	Extra Heavy Duty Fab	
FGC 200	200	2" (50.8 mm)	--	Ball-Point thru 1/0	■			■				136
FGC 300	300	3-1/2" (88.9 mm)	--	Ball-Point thru 3/0	■			■	■			136
FGC 500	500	3-3/4" (95.3 mm)	--	Ball-Point thru 4/0	■				■	■		136
SGC 300	300	2" (50.8 mm)	--	1/2" Stud	■			■	■			136
SGC 500	500	2" (50.8 mm)	--	1/2" Stud	■				■	■		136
GC 200	200	3" (76.2 mm)	--	Ball-Point thru 1/0		■		■				136
GC 300	300	4" (101.0 mm)	--	Ball-Point thru 3/0		■		■	■			136
GC 500	500	5-1/4" (133.0 mm)	--	Ball-Point thru 4/0		■			■	■		136
SMGC 200	200	--	--	Ball-Point thru 1/0		■		■				140
SMGC 300	300	--	--	Ball-Point thru 3/0		■		■	■			140
SMGC 600	600	--	--	Ball-Point thru 4/0		■				■		140
GCRG 140	400	--	1	1 thru 4/0			■		■	■		138
RG 140	400	--	1	1 thru 4/0			■		■	■		138
RG 230	600	--	1	2 thru 3/0			■			■		138
RG 240	800	--	1	2 thru 4/0			■			■	■	138
RG 440	1500	--	2	4 thru 4/0			■				■	138
RG 640	2000	--	3	6 thru 4/0			■				■	138

Manual Welding Products


Ground Clamps

Ground Clamps – Selection Options

Flat Jaw Copper Ground Clamp



Steel Ground Clamp



Copper Ground Clamp



Switchable Magnetic Ground Clamp



Rotary Ground Clamps



Ground Clamps – Steel & Copper

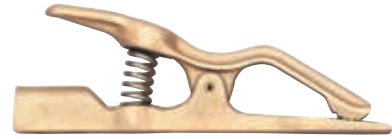
Manual Welding Products

Ground Clamps

Ideal for most Light to Medium Duty fabrication needs.

Flat Jaw Copper Ground Clamps

Ideal for plate grounding.



Amperage	Jaw Opening	Cable	Length	Part No.	Stock No.
200	5/8" - Depth 2" (15.9 mm - 50.8 mm)	Ball-Point thru 1/0	5" (127 mm)	FGC-200	9205-1320
300	1" - Depth 3-1/2" (25.4 mm - 88.9 mm)	Ball-Point thru 3/0	7-14" (184 mm)	FGC-300	9205-1330
500	1-1/4" - Depth 3-3/4" (31.8 mm - 95.3 mm)	Ball-Point thru 4/0	9-1/4" (234 mm)	FGC-500	9205-1350

Steel Ground Clamps

Ideal for plate grounding and lower amperage needs.



Amperage	Jaw Opening	Cable	Length	Part No.	Stock No.
300	2" - Depth 1-3/4" (50.8 mm - 44.4 mm)	1/2" Stud Connection	9" (228 mm)	SGC-300	9205-1230
500	2" - Depth 1-3/4" (50.8 mm - 44.4 mm)	1/2" Stud Connection	9" (228 mm)	SGC-500	9205-1250

Steel Ground Clamp Replacement Parts

Description	Part No.	Stock No.
Cone Head Replacement Jaw - for SGC-300 and SGC-500	SGC-500-4	9920-2504

Copper Ground Clamps

Ideal for pipe grounding.



Amperage	Jaw Opening	Cable	Length	Part No.	Stock No.
200	1" - Depth 3" (25.4 mm - 76.2 mm)	Ball-Point thru 1/0	6" (157 mm)	GC-200	9205-1120
300	1-1/2" - Depth 4" (38.1 mm - 101.0 mm)	Ball-Point thru 3/0	8-1/2" (216 mm)	GC-300*	9205-1130
300	1-1/2" - Depth 4" (38.1 mm - 101.0 mm)	Ball-Point thru 3/0	8-1/2" (216 mm)	GC-300MC**	9205-1131
500	2" - Depth 5-1/4" (50.8 mm - 133.0 mm)	Ball-Point thru 4/0	10" (254 mm)	GC-500	9205-1150

* Clamshell packaging. Sold individually or master packed in quantities of 12 each.

** Sold in Master Pack Boxed Quantities of 24.

Copper Ground Clamp Replacement Parts

Description	Part No.	Stock No.
Insulated Spring - for GC-300	GC-300-2	9920-2302
Cable Support Ring - for GC-300	GC-300-11	9920-2311
Cable Connection Screw - for GC-300	GC-300-12	9920-2312

Tweco® Roto-Ground – Heavy Duty

Rotary Ground Devices

Manual Welding Products

Ground Clamps



RG-440



GCRG-140

Tweco Roto-Ground is a highly efficient device for grounding weldments while being rotated on turning rolls or positioners. The 2" shaft shoulders up to a steel nut which the user welds to his rotating work or fixture. Tweco Roto-Grounds have no brushes, springs or mercury. A simple tension adjusting bolt provides maximum efficiency.

Roto-Ground Clamps

Ideal for high amperage grounding.

Amperage	Cable	Number of Heads	Shaft Stud	Length	Part No.	Stock No.
400	1 - 4/0	1	3/4" NC	--	GCRG-140	9210-1314
400	1 - 4/0	1	3/4" NC	8" (203 mm)	RG-140	9250-1114
600	2 - 3/0	1	1-1/8" NC	10-1/4" (260 mm)	RG-230	9250-1123
800	2 - 4/0	1	1-3/8" NC	10-5/8" (270 mm)	RG-240	9250-1124
1500	4 - 4/0	2	1-3/8" NC	10-5/8" (270 mm)	RG-440	9250-1144
2000	6 - 4/0	3	1-3/8" NC	10-5/8" (270 mm)	RG-640	9250-1164



RG-240-11



A-14-24



2-5

Roto-Ground Accessories

Description	Part No.	Stock No.
Lubricating Cup	RG-240-11	9922-2129
Ball-Point Cable Connection Screw	A-14-24	9910-2424
Special Shaft Lubricant	1Z-L	9900-1123
Fibre Cover Screw	2-5	9940-2125

Roto-Ground Replacement Parts

Description	RG-140 Part No. / Stock No.	RG-230 Part No. / Stock No.	RG-240 Part No. / Stock No.	RG-440 Part No. / Stock No.	RG-640 Part No. / Stock No.
Head	RG-140-2-0 9922-2103	--	RG-240-4-0 9922-2124	RG-240-4-0 9922-2124	RG-240-4-0 9922-2124
Head Shaft	RG-140-2 9922-2102	RG-230-2 9922-2112	RG-240-2 9922-2122	RG-440-2 9922-2132	RG-640-2 9922-2142
Work Attachment Nut	RG-140-5 9922-2105	RG-230-5 9922-2115	RG-240-5 9922-2125	RG-240-5 9922-2125	RG-240-5 9922-2125
Fibre Cover	--	RG-240-7 9922-2127	RG-240-7 9922-2127	RG-240-7 9922-2127	RG-240-7 9922-2127



8Z-L

Tweco Shaft Lubricant


An electrical conductive grease to be used as a lubricant for roto-grounds and may be used when making mechanical connections with copper or aluminum cables. Effective as a lubricant on sliding or moving electrical contacts such as switches and rotating grounding devices. Apply generously to contact area from 1 oz (29.6 mL) or 8 oz (237.0 mL) plastic bottles. Reduce electrical resistance by as much as 40 to 50%

Description	Part No.	Stock No.
1 oz (29.6 mL) Plastic Squeeze Bottle	1Z-L	9900-1123
8 oz (237.0 mL) Plastic Squeeze Bottle	8Z-L	9900-1124


Manual Welding Products

Ground Clamps

Tweco® Roto-Work – Heavy Duty Rotary Ground Clamps



WCRG-1200



GC-600-75

Tweco Roto-Work Ground Clamps are designed primarily to work in conjunction with the Tweco Roto-Ground Device. However, they may also be used for other high amperage grounding applications. The Roto-Ground shaft screws into the tapped back of the Roto-Work Clamp. The clamp is quickly attached or moved from one rotation weldment or fixture to the other without removing the Roto-Ground from it, saving on welding down time.

Roto-Work Clamps are made from a copper alloy. They come in 600, 1200 and 2000 ampere capacity. Number WCRG-2000 has two tightening screws. Number WCRG-600 works only with No. RG-230 due to its smaller shaft size. Large tightening screws and ample contact surface area provide cool, efficient operation.

Tweco Roto-Work Ground Clamps

Amperage	Fits Roto-Ground	Clamp Contact	Throat Height	Throat Depth	Over-All Height	Over-All Width	Tapped For	Part No.	Stock No.
600	RG-230	6-1/4 sq in	2-1/2" (63.5 mm)	2-1/2" (63.5 mm)	5-3/4" (146.0 mm)	2-1/2" (63.5 mm)	1-1/8" NC	WCRG-600	9255-1106
1200	RG-240/440	9 sq in	3" (76.2 mm)	3" (76.2 mm)	6-3/4" (171.0 mm)	3" (76.2 mm)	1-3/8" NC	WCRG-1200	9255-1112
2000	RG-440/640	12 sq in	3" (76.2 mm)	3" (76.2 mm)	6-3/4" (171.0 mm)	4" (102.0 mm)	1-3/8" NC	WCRG-2000	9255-1120

Tweco Ground Clamps with Cap Screws

Amperage	Jaw Opening	Cable	Part No.	Stock No.
500	2-1/2" - Depth 1-3/8" (63.5 mm - 34.9 mm)	1/2" Cap Screw	GC-600-50	9210-1150
600	2-1/2" - Depth 1-3/8" (63.5 mm - 34.9 mm)	3/4" Cap Screw	GC-600-75*	9255-1075
600	2-1/2" - Depth 1-3/8" (63.5 mm - 34.9 mm)	Double Ball-Point	GC-600-DBP	9210-1201
600	2-1/2" - Depth 1-3/8" (63.5 mm - 34.9 mm)	Tweco Male Plug	GC-600-TMP	9210-1202

*Clamp Only - Tapped 3/4" for RG-140 Roto-Ground Only

MANUAL PRODUCTS



138

Work Clamp Adapter

Description	Part No.	Stock No.
Work Clamp Adapter W/ 1-1/8"-7 UNC 2A OD Thread & 5/8"-11 UNC-2A ID Thread - Fits WCRG-600 Roto-Work Clamp	118	9922-2018
Work Clamp Adapter W/ 1-3/8"-6 UNC 2A OD Thread & 5/8"-11 UNC-2A ID Thread - Fits WCRG-1200 & WCRG-2000 Roto-Work Clamps	138	9922-2038

"C" Type Clamp Parts

Description	Part No.	Stock No.
Cap Screw - 1/2" x 3/4" NC	CS-6	9920-2100
Fitting-No.2 Male Plug (threaded 1/2" NC)	GCM-2-4	9920-2102
Fitting-Double Ball-Point (threaded 1/2" NC)	GCS-40	9920-2103
Cover	24R-MBP	9940-2124

Switchable Magnetic Ground Clamps

It's simple to use – just turn the knob. It's easy to operate and mounts on all surfaces. Turn the knob clockwise and you instantly have a secure grip. Perfect for flat and pipe applications. Available in 200, 300, and 600 Amp sizes to meet any welding need. These Switchable Magnetic Ground Clamps are designed to save welders time and money. Clamp can be used to ground on flat, round, and irregular surfaces. Convenient tab to easily attach ground line and cut set up time. Can withstand heat up to 176°F (80°C). Magnetic switch is easy to operate: a simple twist of the knob turns the magnetic field on and off to make use and clean up quick and easy.

MANUAL PRODUCTS

Switchable Magnetic Products



Manual Welding Products

Switchable Magnetic Work Holding Products

Switchable Magnetic Ground Clamps



Easy Connect
& Easy Release
On/Off Knob

SMGC200



Just Turn Off
& Wipe Away
Debris

SMGC300



Cuts Set
Up Time

SMGC600

Amperage	Height	Width	Length	Weight	Std. Pkg.	Part No.	Stock No.
200	2.5" (63.5 mm)	1.58" (40.1 mm)	2.19" (55.6 mm)	0.38 lbs	10	SMGC200	9255-1060
300	2.26" (57.4 mm)	1.58" (40.1 mm)	2.7" (68.6 mm)	0.61 lbs	10	SMGC300	9255-1061
600	2.6" (66.0 mm)	2.83" (71.9 mm)	4.09" (103.9 mm)	2.0 lbs	5	SMGC600	9255-1062

EASY FIND GUIDE – Cable Lug Selection Guide

	Style	Amperage Range					Recommended	Page	
		50	75	150	225	250			325
Cable Lugs	Crimp Lugs for Welding Cable							T-62	142
								T-120	142
								T-3040	142
								T-40HD	142
	Crimp Lugs for Power Cable							T-810	142
								T-68	142
								T-46	142
	Ball-Point Lugs without Insulated Cover							10-45	142
								10-180	142
								40-45	142
								40-180	142
	Ball-Point Lugs with Insulated Cover							10-45C	142
								10-180C	142
								40-45C	142
								40-180C	142
	Heavy Duty Lugs							140-HD-180	142
							140-HD-180C	142	
							240-HD-180	142	

Crimp Lugs



Ball-Point Lugs




Heavy Duty Lugs



Manual Welding Products

TwecoLugs® – Crimp or Solder Type Lugs (Use Tweco “Lug-Set”)

Cable Lugs



TwecoLugs (Crimp Lugs) for Welding Cable

Cable	Amp Rating	Stud Hole	I.D. Solder Socket	Std Pkg	Part No.	Stock No.
6 thru 2	150	17/32" (13.5 mm)	.461" (11.7 mm)	50	T-62-50	9520-1115
6 thru 2	150	17/32" (13.5 mm)	.461" (11.7 mm)	5	T-62	9520-1104
1 thru 2/0	225	17/32" (13.5 mm)	.559" (14.2 mm)	50	T-120-50	9520-1116
1 thru 2/0	225	17/32" (13.5 mm)	.559" (14.2 mm)	5	T-120	9520-1105
3/0 & 4/0	250	17/32" (13.5 mm)	.660" (16.7 mm)	25	T-3040-25	9520-1117
3/0 & 4/0	250	17/32" (13.5 mm)	.660" (16.7 mm)	5	T-3040	9520-1107
4/0 Heavy Duty	325	21/32" (17.7 mm)	.776" (19.7 mm)	25	T-40HD-25	9520-1118
4/0 Heavy Duty	325	21/32" (17.7 mm)	.776" (19.7 mm)	5	T-40HD	9520-1109



TwecoLugs (Crimp Lugs) for Power Cable

Cable	Amp Rating	Stud Hole	I.D. Solder Socket	Std Pkg	Part No.	Stock No.
6 thru 8	70	21/64" (8.3 mm)	.289" (7.3 mm)	10	T-68	9520-1102
4 thru 6	90	21/64" (8.3 mm)	.347" (8.8 mm)	10	T-46	9520-1103

Ball-Point Lugs without Insulated Cover



Description	Cable	Amp Rating	Stud Hole	Std Pkg	Part No.	Stock No.
45° Angle	thru 1/0	150	17/32" (13.5 mm)	1	10-45	9515-1100
180° Offset	thru 1/0	150	17/32" (13.5 mm)	1	10-180	9515-1102
45° Angle	thru 4/0	325	17/32" (13.5 mm)	1	40-45	9515-1110
180° Offset	thru 4/0	325	17/32" (13.5 mm)	1	40-180	9515-1112

Ball-Point Lugs with Insulated Cover



Description	Cable	Amp Rating	Stud Hole	Std Pkg	Part No.	Stock No.
45° Angle	thru 1/0	150	17/32" (13.5 mm)	1	10-45C	9515-1101
180° Offset	thru 1/0	150	17/32" (13.5 mm)	1	10-180C	9515-1103
45° Angle	thru 4/0	325	17/32" (13.5 mm)	1	40-45C	9515-1111
180° Offset	thru 4/0	325	17/32" (13.5 mm)	1	40-180C	9515-1113

Heavy Duty Mechanical Ball-Point Lugs



Description	Cable	Amp Rating	Stud Hole	Length	Part No.	Stock No.
180° Offset	3/0 & 4/0	325	21/32" (16.7 mm)	4-3/8" (111 mm)	140-HD-180	9515-1120
With Insulated Cover - 180° Offset	3/0 & 4/0	325	21/32" (16.7 mm)	5-1/2" (140 mm)	140-HD-180C	9515-1121
180° Offset	3/0 & 4/0	325	21/32" (16.7 mm)	4-5/8" (131 mm)	240-HD-180	9515-1122

Manual Welding Products

Cable Connectors

Cable Connectors



MPC Connectors

Tweco MPC connectors provide a positive cam action which optimizes interface between connector halves. The connectors are equipped with heat and oil resistant covers. The MPC connectors are furnished with zinc plated cover and ball-point cable screws. They are interchangeable with older Tweco MBP Connectors. The Whip Cable Connector is used when down sizing cable to an electrode holder. It is a No. 2 male connector with cable hole sized to fit 4, 2, 1 or 1/0 cable. The 2-1-MPC will fit any No. 2 or No. 4 female connector.

MPC Series

Positive-CAM Mechanical Connection - zinc plated type cable & cover screws

Description	Type Cable Connection	Cable Capacity	Standard Package	Part No.	Stock No.
Complete Connection	Single Ball-Point	4, 2, 1	Pkg. 1 ea. Male & Female	1-MPC	9425-1100
Male Half	Single Ball-Point	4, 2, 1	Pkg. 2 ea. Male Only	1-MPC-1	9425-1110
Female Half	Single Ball-Point	4, 2, 1	Pkg. 2 ea. Female Only	1-MPC-2	9425-1120
Complete Connection	Single Ball-Point	1/0, 2/0, 3/0	Pkg. 1 ea. Male & Female	2-MPC ‡	9425-1200
Complete Connection	Single Ball-Point	1/0, 2/0, 3/0	Pkg. 1 ea. Male & Female	2-MPC-MC**	9425-1201
Male Half	Single Ball-Point	1/0, 2/0, 3/0	Pkg. 2 ea. Male Only	2-MPC-1 †	9425-1210
Male Half	Single Ball-Point	1/0, 2/0, 3/0	Pkg. 2 ea. Male Only	2-MPC-1-MC*	9425-1211
Female Half	Single Ball-Point	1/0, 2/0, 3/0	Pkg. 2 ea. Female Only	2-MPC-2 †	9425-1220
Female Half	Single Ball-Point	1/0, 2/0, 3/0	Pkg. 2 ea. Female Only	2-MPC-2-MC*	9425-1221
Complete Connection	Double Ball-Point	3/0 or 4/0	Pkg. 1 ea. Male & Female	4-MPC ‡	9425-1400
Complete Connection	Double Ball-Point	3/0 or 4/0	Pkg. 1 ea. Male & Female	4-MPC-MC**	9425-1401
Male Half	Double Ball-Point	3/0 or 4/0	Pkg. 2 ea. Male Only	4-MPC-1 †	9425-1410
Male Half	Double Ball-Point	3/0 or 4/0	Pkg. 2 ea. Male Only	4-MPC-1-MC*	9425-1411
Female Half	Double Ball-Point	3/0 or 4/0	Pkg. 2 ea. Female Only	4-MPC-2 †	9425-1420
Female Half	Double Ball-Point	3/0 or 4/0	Pkg. 2 ea. Female Only	4-MPC-2-MC*	9425-1422
Whip Connection	Single Ball-Point	4, 2, 1, 1/0	Pkg. 2 ea.	2-1-MPC	9425-1140

*Sold in Master Pack Boxed Quantities of 48.

**Sold in Master Pack Quantities of 24.

† Clamshell packaging. Sold individually or master packed in quantities of 24 each.

‡ Clamshell packaging. Sold individually or master packed in quantities of 12 each.

Replacement Tapered Machine Plugs



Ball-Point Connection

1-M-T

Taper Length	Taper Dimensions	Cable	Part No.	Stock No.
1-1/8" (28.6 mm)	21/64" to 23/64" (8.3 mm x 9.1 mm)	4 thru 1	1-M-T	9505-1800
1-1/8" (28.6 mm)	21.64" to 23/64" (8.3 mm x 9.1 mm)	1/0 thru 3/0	2-M-T	9505-1801

Cable Connector Replacement Parts

MPC Series Positive-CAM - Zinc plated type cable & cover screws

Description	Part No.	Stock No.
Insulating Cover Only, All 1-MPC	1R-C	9940-2103
Insulating Cover Only, All 2 & 4 MPC	24R-MBP	9940-2124
Cable Connection Screw, Zinc Plated, All 2-MPC	A-532-24	9910-2124
Cable Connection Screw, Zinc Plated, All 4-MPC	A-14-24	9910-2424
Cover Screw, Zinc Plated, All MPC Connectors	2-5	9940-2125

Panel Receptacles

For use with MPC Connectors



238-TSF



2916-BPF

Cable Fitting Type	Fits Tweco Connector	For Cable Size	Cable Attachment	Part No.	Stock No.
Ball-Point	No. 1	4, 2, 1	5/16" Ball-Point (7.9 mm)	1516-BPF	9580-1100
Threaded	No. 1	4, 2, 1, 1/0	5/16" Thread. Stud (7.9 mm)	114-TSF	9580-1101
Threaded	No. 2, 4	1/0, 2/0, 3/0	3/8" Thread. Stud (9.5 mm)	238-TSF	9580-1102
Ball-Point	No. 2, 4	1/0, 2/0, 3/0	9/16" Ball-Point (14.3 mm)	2916-BPF	9580-1103
Threaded	No. 2, 4	1/0, 2/0, 3/0	1/2" - 20 Thread. Stud (12.7 mm)	212-TSF	9580-1104

Manual Welding Products

Splicers, Terminals and Accessories

Cable Splicers



TS-3040

Copper Cable Splicers

Cable	Amp Rating	Tube I.D.	Standard Package	Part No.	Stock No.
6 thru 2	150	.461" (11.7 mm)	50	TS-62-50	9610-1105
6 thru 2	150	.461" (11.7 mm)	5	TS-62	9610-1101
1 thru 2/0	225	.599" (15.2 mm)	5	TS-120	9610-1102
3/0 thru 4/0	250	.660" (16.8 mm)	5	TS-3040	9610-1103
4/0 Heavy Duty	325	.776" (19.7 mm)	5	TS-40HD	9610-1104

Ball-Point Cable Splicers



BP-1030

Cable	Amp Rating	Cable Fitting Type	Standard Package	Part No.	Stock No.
4 thru 1/0		Ball-Point	1	BP-410	9605-1101
1/0 thru 3/0		Ball-Point	1	BP-1030	9605-1103
2/0 thru 4/0		Double Ball-Point	1	BP-2040	9605-1105

Tweco® Terminals

Tweco Terminals and TwecoLugs



2-SF-50

Tweco Screw-On Terminals Fits Terminal Size 1/2" (12.7 mm) NC

Accepts Tweco Connector Number	Part No.	Stock No.
No. 2 & No. 4 Male Half	2-SF-50	9505-1152

Tweco Female Terminals

Stud Hole Size 17/32" (13.5 mm)



1-AF




1-OF

Description	Accepts Male Ends	Standard Package	Part No.	Stock No.
45° Angle	1-MPC	1	1-AF	9510-1100
180° Offset	1-MPC	1	1-OF	9510-1101
45° Angle	2-MPC, 4-MPC	1	2-AF	9510-1110
180° Offset	2-MPC, 4-MPC	1	2-OF	9510-1111

Accessories

Tweco® "Lug-Set" Block & Punch

For use with TwecoLugs



12-BP

Description	Part No.	Stock No.
Block & Punch	12-BP	9900-1140

Jacket Stripping Cable Cutting Hand Tool

For use with lugs with an insulated cover



T-908

Description	Part No.	Stock No.
Tweco Cable Cutting Hand Tool	T-908	9900-1190

MANUAL PRODUCTS

Features & Benefits

OPERATOR APPEAL

- Oval handle shape reduces operator fatigue

DURABLE & DEPENDABLE FOR INDUSTRIAL APPLICATIONS

- Heavy duty design
- High impact resistant handle and components
- Three layer conductor tube construction (Copper Tube / Silicon-Resin Glass Insulator / Metal Jacket)

FIELD REPAIRABLE

- Split-half handle case provides access for ease of repair
- Easily repair Cablehoz® - no additional connectors required

IMPROVED PERFORMANCE WITH LONGER LIFE CONSUMABLES

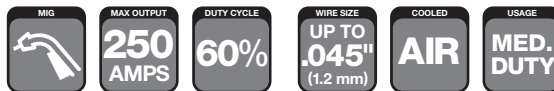
- Wide selection of front end consumables available
- Heavy duty contact tips in high heat applications offered

WeldSkill®

WM MIG Guns

		WeldSkill WM 250 Amp	WeldSkill WM 400 Amp	WeldSkill WM 500 Amp
Applications		Light-Medium Duty Fabrication	Medium Duty Fabrication	Heavy Duty Fabrication
Standard Options	Rear Connector	■	■	■
	Knucklehead™ Flexible Conductor Tube	■	■	
Output Current		250 Amps	400 Amps	500 Amps
Duty Cycle - CO₂		60%	60%	60%
Wire Diameter		Up to .045" (1.2 mm)	Up to 1/16" (1.6 mm)	Up to 1/16" (1.6 mm)
Process	MIG	■	■	■
	Aluminum	■	■	■





WeldSkill® WM 250 Amp Air-Cooled MIG Gun



60% Duty Cycle - CO₂ Carbon Dioxide
Suitable for Light to Medium Duty Fabrication.

WELDING PROCESSES:
MIG (GMAW), Aluminum (GMAW)

Standard Options Include:

- Rear Connector and Knucklehead™ Flexible Conductor Tube
- Standard Conductor Tube – Part No. WM250J-60 (Stock No. 1620-1310) on all guns up to 15 ft (4.6 m)
- **Part No. 62J-45** (Stock No. 1620-1300) on guns over 15ft. (4.6m)
- Conduit Liner – WS42 Series

FEATURES

- **Oval Handle Shape** reduces operator fatigue
- **Dependable Welding** for a wide variety of industrial applications
- **High Impact-Resistant Handle and Components** for long-lasting durability
- **Three-Layer Conductor Tube Construction** (Copper Tube / Silicon-Resin Glass Insulator / Metal Jacket) for improved electrical conductivity
- **Improved Performance** with longer life consumables
- **Heavy Duty Design** with operator appeal

- **Wide Selection** of front end consumables available
- **Heavy Duty Contact Tips** in high heat applications offered
- **Improved Strain Relief** provides excellent flexibility

Tweco® Style Rear Connector

Adapter kits are available to fit Tweco rear connection to most wire feeders

Wire Size	Length	Part No.	Stock No.
Up To .045" (1.2 mm)	15 ft (4.6 m)	WM250-15-4045	1027-1007
	15 ft (4.6 m)	WM250-15-4045K4§	1027-1060

Lincoln® Style Rear Connector

Fits Lincoln LN7, 8, 9, SP200

Wire Size	Length	Part No.	Stock No.
Up To .045" (1.2 mm)	15 ft (4.6 m)	WM250L-15-4045	1027-1082

Some Lincoln wire feeders are assembled with their K1500-2 gun receiving bushing that will accept Tweco Style MIG Guns direct from the factory. Control wire Part No. MS354-DSLJ (Stock No. 2060-2137) must be ordered separately.

Part No. LAK354 (Stock No. 2642-2450) Control wire assembly furnished.

Miller® Style Rear Connector

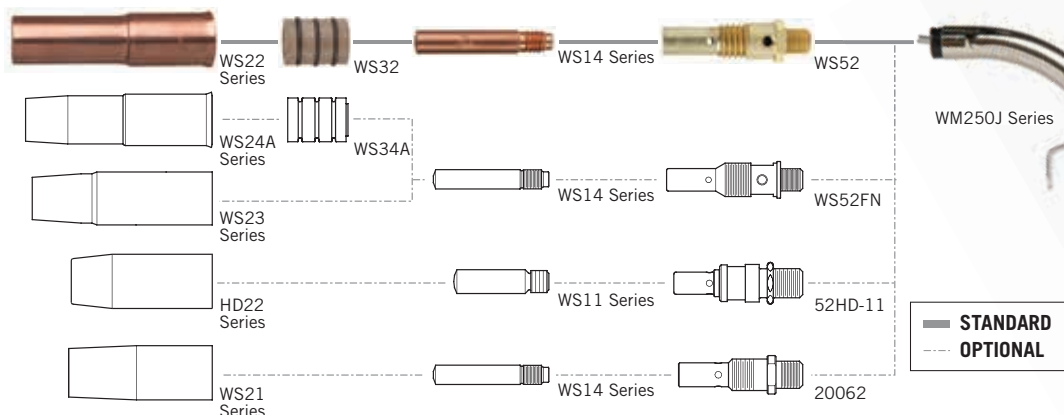
Wire Size	Length	Part No.	Stock No.
Up To .045" (1.2 mm)	10 ft (3 m)	WM250M-10-4045	1027-1030
	12 ft (3.6 m)	WM250M-12-4045	1027-1031
	15 ft (4.6 m)	WM250M-15-4045	1027-1032
	15 ft (4.6 m)	WM250M-15-4045K4§	1027-1061
	25 ft (7.6 m)	WM250M-25-4045	1027-1023

Part No. MSAK354 (Stock No. 2642-2470) Control wire assembly furnished.

Euro-Kwik Style Rear Connector

Wire Size	Length	Part No.	Stock No.
Up To .045" (1.2 mm)	15 ft (4.6 m)	WM250X-15-4045	1027-1057

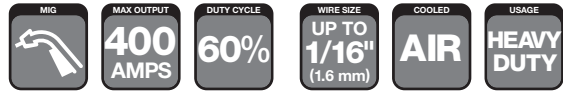
§ Suffix "K4" = Knucklehead Conductor Tube – Part No. 62SFLX480 (Stock No. 1620-1106)



Rated Output			Wire Size	Cooled	Application Usage
Amps	Duty Cycle	Gas			
250 Amps	60%	CO ₂ Carbon Dioxide	Up To .045" (1.2 mm)	Air	Light/Medium Duty Fabrication

EASY FIND GUIDE
See Page 150 for Replacement Parts & Optional Accessories

WeldSkill® WM 400 Amp Air-Cooled MIG Gun



60% Duty Cycle - CO₂ Carbon Dioxide
Suitable for Medium Duty Fabrication.

WELDING PROCESSES:
MIG (GMAW), Aluminum (GMAW)

Standard Options Include:

- Rear Connector and Knucklehead™ Flexible Conductor Tube
- Standard Conductor Tube – Part No. WM400J-60 (Stock No. 1640-1305) on all guns up to 15 ft (4.6 m)
- Part No. 62J-45 (Stock No. 1620-1300) on guns over 15ft. (4.6m)
- Conduit Liner – WS44 Series

FEATURES

- **Oval Handle Shape** reduces operator fatigue
- **Dependable Welding** for a wide variety of industrial applications
- **High Impact-Resistant Handle and Components** for long-lasting durability
- **Three-Layer Conductor Tube Construction** (copper tube/silicon-resin glass insulator/metal jacket) for improved electrical conductivity
- **Improved Performance** with longer life consumables
- **Heavy Duty Design** with operator appeal

- **Wide Selection** of front end consumables available
- **Heavy Duty Contact Tips** in high heat applications offered
- **Improved Strain Relief** provides excellent flexibility

Tweco® Style Rear Connector

Adapter kits are available to fit Tweco rear connection to most wire feeders

Wire Size	Length	Part No.	Stock No.
Up To .045" (1.2 mm)	12 ft (3.6 m)	WM400-12-3545	1047-1001
	15 ft (4.6 m)	WM400-15-3545	1047-1002
Up To 1/16" (1.6 mm)	15 ft (4.6 m)	WM400-15-116	1047-1007
	15 ft (4.6 m)	WM400-15-116K4§	1040-1170
	25 ft (7.6 m)	WM400-25-116	1047-1016

Lincoln® Style Rear Connector

Fits Lincoln LN7, 8, 9, SP200

Wire Size	Length	Part No.	Stock No.
Up To .045" (1.2 mm)	15 ft (4.6 m)	WM400L-15-3545	1047-1077
	15 ft (4.6 m)	WM400L-15-116	1047-1082
Up To 1/16" (1.6 mm)	15 ft (4.6 m)	WM400L-15-116K4§	1040-1172
	25 ft (7.6 m)	WM400L-25-116	1047-1022

Some Lincoln wire feeders are assembled with their K1500-2 gun receiving bushing that will accept Tweco Style MIG Guns direct from the factory. Control wire Part No. MS354-DSLJ (Stock No. 2060-2137) must be ordered separately.

Part No. LAK354 (Stock No. 2642-2450) Control wire assembly furnished.

Miller® Style Rear Connector

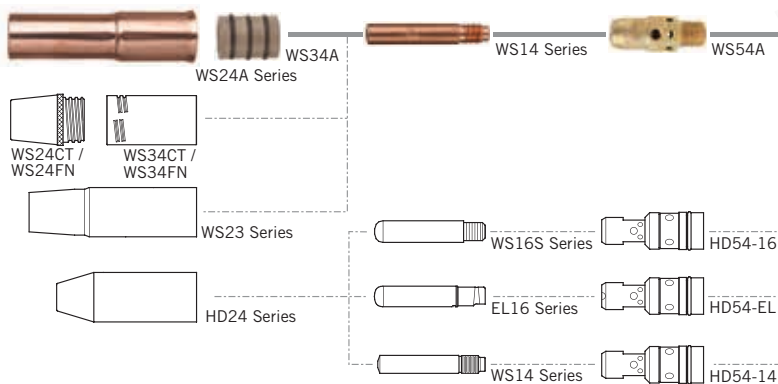
Wire Size	Length	Part No.	Stock No.
Up To .045" (1.2 mm)	15 ft (4.6 m)	WM400M-15-3545	1047-1027
Up To 1/16" (1.6 mm)	12 ft (3.6 m)	WM400M-12-116	1047-1031
	15 ft (4.6 m)	WM400M-15-116	1047-1032
	15 ft (4.6 m)	WM400M-15-116K4§	1040-1171
	25 ft (7.6 m)	WM400M-25-116	1047-1019

Part No. MSAK354 (Stock No. 2642-2470) Control wire assembly furnished.

Euro-Kwik Style Rear Connector

Wire Size	Length	Part No.	Stock No.
Up To .045" (1.2 mm)	15 ft (4.6 m)	WM400X-15-3545	1047-1052
1/16" (1.6 mm)	15 ft (4.6 m)	WM400X-15-116	1047-1057

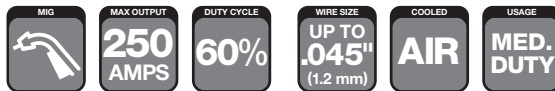
§ Suffix "K4" = Kucklehead Conductor Tube – Part No. 64SFLX480 (Stock No. 1640-1113)



Rated Output			Wire Size	Cooled	Application Usage
Amps	Duty Cycle	Gas			
400 Amps	60%	CO ₂ Carbon Dioxide	Up To 1/16" (1.6 mm)	Air	Medium Duty Fabrication



Miller is a registered trademark of Illinois Tool Works, Inc. Lincoln is a registered trademark of Lincoln Electric Co. The aforementioned registered trademarks are in no way affiliated with Tweco. Tweco is registered trademark of ESAB.



WeldSkill® WM 500 Amp Air-Cooled MIG Gun



60% Duty Cycle - CO₂ Carbon Dioxide
Suitable for Light to Medium Duty Fabrication.

WELDING PROCESSES:

MIG (GMAW), Aluminum (GMAW)

Standard Options Include:

- Rear Connector
- Standard Conductor Tube – Part No. WM500J-60 (Stock No. 1650-1120) on all guns up to 15 ft (4.6 m)
- Conduit Liner – WS45 Series

FEATURES

- **Oval Handle Shape** reduces operator fatigue
- **Dependable Welding** for a wide variety of industrial applications
- **High Impact-Resistant Handle and Components** for long-lasting durability
- **Three-Layer Conductor Tube Construction** (copper tube/silicon-resin glass insulator/metal jacket) for improved electrical conductivity
- **Improved Performance** with longer life consumables
- **Heavy Duty Design** with operator appeal
- **Wide Selection** of front end consumables available
- **Heavy Duty Contact Tips** in high heat applications offered
- **Improved Strain Relief** provides excellent flexibility

Tweco® Style Rear Connector

Adapter kits are available to fit Tweco rear connection to most wire feeders

Wire Size	Length	Part No.	Stock No.
Up To 1/16" (1.6 mm)	15 ft (4.6 m)	WM500-15-116	1057-1007

Lincoln® Style Rear Connector

Fits Lincoln LN7, 8, 9, SP200

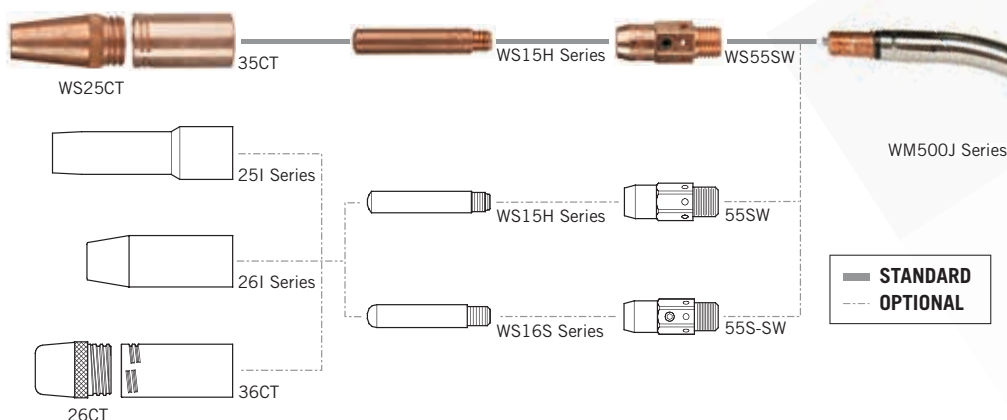
Wire Size	Length	Part No.	Stock No.
Up To 1/16" (1.6 mm)	15 ft (4.6 m)	WM500L-15-116	1057-1082

Some Lincoln wire feeders are assembled with their K1500-2 gun receiving bushing that will accept Tweco Style MIG Guns direct from the factory. Control wire Part No. MS354-DSLJ (Stock No. 2060-2137) must be ordered separately.

Part No. LAK354 (Stock No. 2642-2450) Control wire assembly furnished.

Miller® Style Rear Connector

Wire Size	Length	Part No.	Stock No.
Up To 1/16" (1.6 mm)	15 ft (4.6 m)	WM500M-15-116	1057-1032

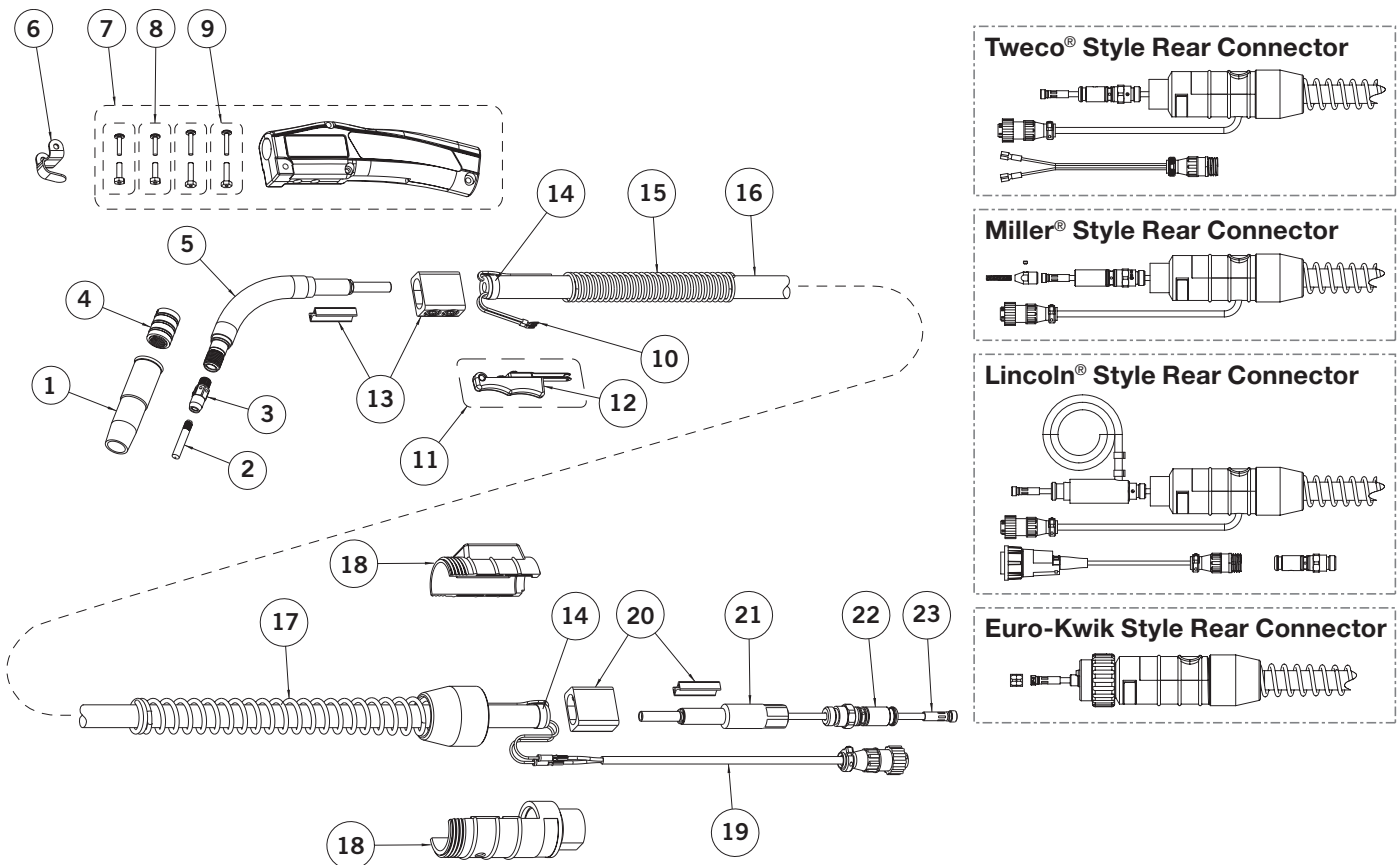


Rated Output			Wire Size	Cooled	Application Usage
Amps	Duty Cycle	Gas			
500 Amps	60%	CO ₂ Carbon Dioxide	Up To 1/16" (1.6 mm)	Air	Heavy Duty Fabrication

EASY FIND EASY FIND GUIDE
See Page 150 for Replacement Parts & Optional Accessories

Miller is a registered trademark of Illinois Tool Works, Inc. Lincoln is a registered trademark of Lincoln Electric Co. The aforementioned registered trademarks are in no way affiliated with Tweco. Tweco is registered trademark of ESAB.

WeldSkill® WM MIG Gun Replacement Parts



#	Description	WeldSkill 250 Amp		WeldSkill 400 Amp		WeldSkill 500 Amp	
		Part No.	Stock No.	Part No.	Stock No.	Part No.	Stock No.
1	Nozzles	WS22 Series		WS24A Series		WS25CT Series	
2	Contact Tips	WS14 Series		WS14 Series		WS15H Series	
3	Gas Diffusers	WS52		WS54A		WS55SW	
4	Nozzle Insulators	WS32		WS34A		35CT	
5	Conductor Tubes	WM250J Series		WM400J Series		WM500J Series	
6	Gun Hanger	152	2020-2152	152	2020-2152	WM155	2050-2095
7	Handle Assembly	WM1-80	2042-2029	WM4-80	2042-2031	WM5-80	2042-2032
8	Binder Post & Screw - (2 ea. Required)	122FMS	2020-2123	122FMS	2020-2123	--	--
	Binder Post & Screw - (1 ea. Required)	--	--	--	--	122FMS	2020-2123
	Binder Post & Screw - (1 ea. Required)	--	--	--	--	124FMS	2040-2125
9	Binder Post & Screw - (2 ea. Required)	122FM	2020-2122	122FM	2020-2122	124FM	2040-2124
10	Trigger Control Wire Terminal (2 ea.)	244DS	2040-2245	244	2040-2244	244	2040-2244
11	Trigger Assembly	WM91	2010-2095	WM92	2020-2096	WM92	2020-2096
12	Trigger Blades	91C	2010-2093	92C	2020-2094	92C	2020-2094
13	Front Cable Connector	WM102	2020-2107	104	2040-2104	104	2040-2104
14	Cable Clamp	136	2060-2690	136	2060-2690	136	2060-2690
15	Front Strain Relief Spring	WM2SSR	2020-2134	WM4SSR	2040-2141	WM5SSR	2050-2096
16	Cablehoz®	200	1720-2100	400	1740-2100	500	1750-2100
17	Rear Strain Relief Spring	235RSSR	2060-2035	235RSSR	2060-2035	235RSSR	2060-2035
18	Rear Case (Direct Plug)	R6RC	2060-2040	R6RC	2060-2040	R6RC	2060-2040
	Rear Case (Euro Style)	X6RC	2060-2006	X6RC	2060-2006	X6RC	2060-2006
19	Control Wire (Standard)	MS354-DSM	2060-2140	MS354-DSM	2060-2140	MS354-DSM	2060-2140
	Control Wire (Dual Schedule)	194DS	2040-2195	194DS	2040-2195	194DS	2040-2195
20	Rear Cable Connector (Direct Plug)	104	2040-2104	--	--	--	--
	Rear Cable Connector (Euro Style)	172X-M	2020-2181	174X-M	2040-2181	176X-M	2060-2181
21	Adapter (Direct Plug)	M170-2H	2020-2165	M170-4H	2020-2166	M170-5H	2020-2167
22	Connector Plug	Refer to Pages 87-88		Refer to Pages 87-88		Refer to Pages 87-88	
23	Conduit Liners	Refer to Pages 155		Refer to Pages 155		Refer to Pages 155	

Contact Tips – Standard Threaded Style

WS11, WS11H & WS11T Series

0.25" (6.35 mm) Outside Diameter - M6 x 1.0 Threads - 1.00" (25.4 mm) Overall Length
25 per pack



Wire Size (in / mm)	Tip I.D. (in / mm)	Standard		Heavy Duty		Tapered	
		Part No.	Stock No.	Part No.	Stock No.	Part No.	Stock No.
.023" (0.6 mm)	.031" (0.79 mm)	WS11-23	1110-1140			WS11T-23	1110-1340
.030" (0.8 mm)	.038" (0.97 mm)	WS11-30	1110-1141			WS11T-30	1110-1341
.035" (0.9 mm)	.044" (1.12 mm)	WS11-35	1110-1142			WS11T-35	1110-1342
.045" (1.2 mm)	.054" (1.37 mm)	WS11-45	1110-1144	WS11H45	1110-1244	WS11T-45	1110-1344

WS14, WS14H, & WS14T Series

0.25" (6.35 mm) Outside Diameter - .250-28 UNF Threads - 1.50" (38.1 mm) Overall Length
25 per pack



Wire Size (in / mm)	Tip I.D. (in / mm)	Standard		Heavy Duty		Tapered	
		Part No.	Stock No.	Part No.	Stock No.	Part No.	Stock No.
.030" (0.8 mm)	.038" (0.97 mm)	WS14-30	1140-1166			WS14T-30	1140-1341
.035" (0.9 mm)	.044" (1.12 mm)	WS14-35	1140-1167	WS14H-35	1140-1242	WS14T35	1140-1342
.040" (1.0 mm)	.048" (1.22 mm)	WS14-40	1140-1168	WS14H-40	1140-1243	--	--
.045" (1.2 mm)	.054" (1.37 mm)	WS14-45	1140-1169	WS14H-45	1140-1244	WS14T-45	1140-1344
.052" (1.3 mm)	.064" (1.65 mm)	WS14-52	1140-1170	WS14H-52	1140-1245	WS14T-52	1140-1345
1/16" (1.6 mm)	.073" (1.85 mm)	WS14-116	1140-1171	WS14H-116	1140-1246	WS14T-116	1140-1346
5/64" (2.0 mm)	.090" (2.29 mm)	WS14-564	1140-1174	WS14H-564	1140-1247		
3/64" AL (1.2 mm)	.059" (1.50 mm)	WS14A364	1140-1172	WS14AH-364	1140-1248		

WS15H & WS15HFC Series

0.345" (8.8 mm) Outside Diameter - .3125-24 UNF Threads - 1.970" (50 mm) Overall Length / HFC 1.590" (40.4 mm) Overall Length
25 per pack



Wire Size (in / mm)	Tip I.D. (in / mm)	Standard		Heavy Duty	
		Part No.	Stock No.	Part No.	Stock No.
.035" (0.9 mm)	.044" (1.12 mm)	WS15H-35	1150-1230		
.045" (1.2 mm)	.054" (1.37 mm)	WS15H-45	1150-1232		
1/16" (1.6 mm)	.073" (1.85 mm)	WS15H-116	1150-1234	WS15HFC-116	1150-1268
5/64" (2.0 mm)	.090" (2.29 mm)	WS15H-564	1150-1235		
3/32" (2.4 mm)	.106" (2.67 mm)	WS15H-332	1150-1238		
7/64" (2.8 mm)	.120" (3.05 mm)	WS15H-764	1150-1237		

16S & 16ST Series

0.375" (9.5 mm) Outside Diameter - M8 x 1.25 Threads - 1.50" (38.1 mm) Overall Length
25 per pack



Wire Size (in / mm)	Tip I.D. (in / mm)	Standard		Tapered	
		Part No.	Stock No.	Part No.	Stock No.
.035" (0.9 mm)	.044" (1.12 mm)	WS16S-35	1160-1425	WS16ST-35	1160-1440
.045" (1.2 mm)	.054" (1.37 mm)	WS16S-45	1160-1426	WS16ST-45	1160-1441
.052" (1.3 mm)	.064" (1.65 mm)	WS16S-52	1160-1427	--	--
1/16" (1.6 mm)	.073" (1.85 mm)	WS16S-116	1160-1428	WS16ST-35	1160-1443
5/64" (2.0 mm)	.090" (2.29 mm)	WS16S-564	1160-1429	--	--

Nozzles & Nozzle Insulators – Air-Cooled

WS21 Series

3-Piece Nozzle Design - 0.750" (19.05 mm) Outside Diameter
Standard Alloy Copper. Self Insulated Nozzles.
2 per pack



WS21 Series

Nozzle Style	Bore Diameter	Part No.	Stock No.	Nozzle Design	Nozzle/Contact Tip Relationship
Thread-On	3/8" (9.5 mm)	WS21-37	1210-1340	Standard	1/8" - 5/32" (3.2 mm - 3.97 mm) Tip Recess
	3/8" (9.5 mm)	WS21T-37	1210-1343	Tapered	1/8" - 5/32" (3.2 mm - 3.97 mm) Tip Recess
	1/2" (12.7 mm)	WS21-50F	1210-1346	Standard	Flush To 1/16" (1.6 mm) Tip Recess
	1/2" (12.7 mm)	WS21-50	1210-1341	Standard	1/8" - 5/32" (3.2 mm - 3.97 mm) Tip Recess
	5/8" (15.9 mm)	WS21-62	1210-1342	Standard	1/8" - 5/32" (3.2 mm - 3.97 mm) Tip Recess

WS22 Series

Formed Nozzle - 0.750" (19.05 mm) Outside Diameter
Standard Alloy Copper. Use with Nozzle Insulator Part No. WS32
(Stock No. 1320-1100).
2 per pack



WS22 Series



WS32 Insulator
(sold separately)

Nozzle Style	Bore Diameter	Part No.	Stock No.	Nozzle Design	Nozzle/Contact Tip Relationship
Thread-On	3/8" (9.5 mm)	WS22-37SS	1220-1345	Standard Short Stop	Flush to 1/8" (3.2 mm) Tip Recess
	3/8" (9.5 mm)	WS22T-37SS	1220-1336	Standard Short Stop	Flush to 1/8" (3.2 mm) Tip Recess
	1/2" (12.7 mm)	WS22-50	1220-1341	Standard	Adjustable Recess To Protruding
	1/2" (12.7 mm)	WS22-50SS	1220-1346	Standard Short Stop	Flush to 1/8" (3.2 mm) Tip Recess
	5/8" (15.9 mm)	WS22-62	1220-1342	Standard	Adjustable Recess To Protruding
	5/8" (15.9 mm)	WS22-62SS	1220-1347	Standard Short Stop	Flush to 1/8" (3.2 mm) Tip Recess

WSHD22 Series

3-Piece Nozzle Design - 0.875" (22.2 mm) Outside Diameter
Standard Alloy Copper. Use with HD52 Series Gas Diffusers. Self-Insulated Nozzle.
2 per pack



WSHD22 Series

Nozzle Style	Bore Diameter	Part No.	Stock No.	Nozzle Design	Nozzle/Contact Tip Relationship
Slip-On	1/2" (12.7 mm)	WSHD22-50	1220-1330	Standard	1/8" - 5/32" (3.2 mm - 3.97 mm) Tip Recess

WS23 Series

3-Piece Nozzle Design - 0.875" (22.2 mm) Outside Diameter
Standard Alloy Copper. Self-Insulated Nozzles.
2 per pack



WS23 Series

Nozzle Style	Bore Diameter	Part No.	Stock No.	Nozzle Design	Nozzle/Contact Tip Relationship
Thread-On	3/8" (9.5 mm)	WS23-37	1230-1010	Standard	1/8" - 5/32" (3.2 mm - 3.97 mm) Tip Recess
	1/2" (12.7 mm)	WS23-50	1230-1011	Standard	1/8" - 5/32" (3.2 mm - 3.97 mm) Tip Recess
	1/2" (12.7 mm)	WS23-50F	1230-1016	Standard	Flush To 1/16" (1.6 mm) Tip Recess
	5/8" (15.9 mm)	WS23-62	1230-1012	Standard	1/8" - 5/32" (3.2 mm - 3.97 mm) Tip Recess
	5/8" (15.9 mm)	WS23H-62	1230-1221	Heavy Duty	1/8" - 5/32" (3.2 mm - 3.97 mm) Tip Recess
	5/8" (15.9 mm)	WS23-75	1230-1013	Standard	1/8" - 5/32" (3.2 mm - 3.97 mm) Tip Recess

WS23T Series

3-Piece Nozzle Design - 0.875" (22.2 mm) Outside Diameter
Standard Alloy Copper. Self-Insulated Nozzles.
2 per pack



WS23T Series

Nozzle Style	Bore Diameter	Part No.	Stock No.	Nozzle Design	Nozzle/Contact Tip Relationship
Thread-On	3/8" (9.5 mm)	WS23T-37	1230-1035	Tapered	1/8" - 5/32" (3.2 mm - 3.97 mm) Tip Recess
	3/8" (9.5 mm)	WS23T-37F	1230-1303	Tapered	Flush To 1/16" (1.6 mm) Tip Recess

Nozzles & Nozzle Insulators – Air-Cooled

WS24A Series

Formed Nozzle - 0.750" (19.05 mm) Outside Diameter
Use with Nozzle Insulator Part No. WS34A (Stock No. 1340-1125).
2 per pack



WS24A Series



WS34A Insulator
(sold separately)

Nozzle Style	Bore Diameter	Part No.	Stock No.	Nozzle Design	Nozzle/Contact Tip Relationship
Slip-On	3/8" (9.5 mm)	WS24A-37SS	1240-1559	Standard Short Stop	Flush to 1/8" (3.2 mm) Tip Recess
	1/2" (12.7 mm)	WS24A-50	1240-1555	Standard	Adjustable Tip Recess - Tip Protruding
	1/2" (12.7 mm)	WS24A-50SS	1240-1560	Standard Short Stop	Flush to 1/8" (3.2 mm) Tip Recess
	5/8" (15.9 mm)	WS24A-62	1240-1556	Standard	Adjustable Tip Recess - Tip Protruding
	5/8" (15.9 mm)	WS24A-62SS	1240-1561	Standard Short Stop	Flush to 1/8" (3.2 mm) Tip Recess
	5/8" (15.9 mm)	WS24AH-62SS	1240-1566	Standard Short Stop	Flush to 1/8" (3.2 mm) Tip Recess

WS24CT Series

Coarse Thread Nozzle
Use with Nozzle Insulator Part No. WS34CT (Stock No. 1340-1126).
2 per pack



WS24CT Series



WS34CT Insulator
(sold separately)

Nozzle Style	Bore Diameter	Part No.	Stock No.	Nozzle Design	Nozzle/Contact Tip Relationship
Thread-On	1/2" (12.7 mm)	WS24CT-50S	1240-1580	Standard Short Stop	5/32" (3.97 mm) Tip Recess
	5/8" (15.9 mm)	WS24CT-62S	1240-1581	Standard Short Stop	5/32" (3.97 mm) Tip Recess
	5/8" (15.9 mm)	WS24CT-62R	1240-1591	Tapered	1/2" (12.7 mm) Tip Recess
	3/4" (19.5 mm)	WS24CT-75S	1240-1582	Standard Short Stop	5/32" (3.97 mm) Tip Recess

WS24FN Series

Fine Thread Nozzle
Use with Nozzle Insulator Part No. WS34FN (Stock No. 1340-1127).
2 per pack



WS24FN Series



WS34FN Insulator
(sold separately)

Nozzle Style	Bore Diameter	Part No.	Stock No.	Nozzle Design	Nozzle/Contact Tip Relationship
Thread-On	5/8" (15.9 mm)	WS24FN-62S	1240-1727	Standard Short Stop	5/32" (3.97 mm) Tip Recess

WSHD24 Series

3-Piece Nozzle Design - 1.125" (28.6 mm) Outside Diameter
Use with HD54 Series Gas Diffusers.
2 per pack



WSHD24 Series

Nozzle Style	Bore Diameter	Part No.	Stock No.	Nozzle Design	Nozzle/Contact Tip Relationship
Slip-On (A)	5/8" (15.9 mm)	WSHD24L-62	1240-1572	Tapered	1/8" - 5/32" (3.2 mm - 3.97 mm) Tip Recess
	5/8" (15.9 mm)	WSHD24L-62F	1240-1573	Tapered	Flush To 1/16" (1.6 mm) Tip Recess
	5/8" (15.9 mm)	WSHD24-62	1240-1570	Standard (1)	1/8" - 5/32" (3.2 mm - 3.97 mm) Tip Recess
	3/4" (19.5 mm)	WSHD24L-75	1240-1574	Tapered	1/8" - 5/32" (3.2 mm - 3.97 mm) Tip Recess
	3/4" (19.5 mm)	WSHD24-75	1240-1571	Standard	1/8" - 5/32" (3.2 mm - 3.97 mm) Tip Recess

Nozzles & Nozzle Insulators – Air-Cooled

WS25CT Series

Coarse Thread Nozzle

Use with Nozzle Insulator Part No. WS35CT (Stock No. 1350-1425).

2 per pack



WS25CT Series



WS35CT Insulator

(sold separately)

Nozzle Style	Bore Diameter	Part No.	Stock No.	Nozzle Design	Nozzle/Contact Tip Relationship
Thread-On	1/2" (12.7 mm)	WS25CT-50	1250-1439	Standard	1/8" (3.2 mm) Tip Recess
	5/8" (15.9 mm)	WS25CT-62	1250-1440	Standard	1/8" (3.2 mm) Tip Recess
	3/4" (19.5 mm)	WS25CT-75	1250-1441	Standard	1/8" (3.2 mm) Tip Recess

Gas Diffusers – Standard Air-Cooled

MINI-MIG Series

5 per pack



Part No.	Stock No.	Material	Contact Tip	Nozzle
WS35-50	1500-1140	Brass	WS11 Series	WS21 Series

WM150 Series

5 per pack



Part No.	Stock No.	Material	Contact Tip	Nozzle
WS51	1510-1140	Brass	WS11 Series	WS21 Series

WM250 Series

5 per pack



Part No.	Stock No.	Material	Contact Tip	Nozzle
WS52	1520-1140	Brass	WS14 Series	WS22 Series
WS52FN	1520-1141	Brass	WS14 Series	WS24A , WS23 Series

WM400 Series

5 per pack



Part No.	Stock No.	Material	Contact Tip	Nozzle
WS54A	1540-1145	Brass	WS14 Series	WS24A, WS24CT, & WS23 Series

WM500 Series

5 per pack



Part No.	Stock No.	Material	Contact Tip	Nozzle
WS55SW*	1550-1140	Copper	WS15H Series	WS25CT Series
WS55H**	1550-1141	Copper	WS15H Series	WS25CT Series

*Use with WS45-3545, WS45-116, and WS45N-3545 Series Conduit Liners

**Use with WS45H-332, 45H-764, and 45-18 Series Conduit Liners

WeldSkill® Conductor Tubes – Air-Cooled

WeldSkill Standard 150

Description	Part No.	Stock No.	Outer Jacket Material	Back End Threads	Front End Threads
60 Degree with 2-1/4" (57 mm) Radius	WM150J-60	1610-1116	Metal	I.D. 3/8"-24 UNF-2B	I.D. M10 x 1.5-6H
45 Degree with 2-1/4" (57 mm) Radius	WM150J-45	1610-1115	Metal	I.D. 3/8"-24 UNF-2B	I.D. M10 x 1.5-6H
60 Degree with 2" (50.5 mm) Radius	WM150-60	1610-1112	Neoprene Rubber	I.D. 3/8"-24 UNF-2B	I.D. M10 x 1.5-6H
80 Degree with 2" (50.5 mm) Radius	WM150-80	1610-1113	Neoprene Rubber	I.D. 3/8"-24 UNF-2B	I.D. M10 x 1.5-6H
180 Degree, Straight	WM150-180	1610-1114	Neoprene Rubber	I.D. 3/8"-24 UNF-2B	I.D. M10 x 1.5-6H

WeldSkill Standard 250

Description	Part No.	Stock No.	Outer Jacket Material	Back End Threads	Front End Threads
60 Degree with 3" (76.2 mm) Radius	WM250J-60	1620-1310	Metal	I.D. 3/8"-24 UNF-2B	3/8"-24 NF-2B

WeldSkill Standard 400

Description	Part No.	Stock No.	Outer Jacket Material	Back End Threads	Front End Threads
60 Degree with 3" (76.2 mm) Radius	WM400J-60	1640-1305	Metal	I.D. 3/8"-24 UNF-2B	I.D. 3/8"-24 UNF-2B O.D. 9/16"-18UNF-2A
45 Degree with 3" (76.2 mm) Radius	WM400J-45	1640-1306	Metal	I.D. 3/8"-24 UNF-2B	I.D. 3/8"-24 UNF-2B O.D. 9/16"-18UNF-2A

WeldSkill Standard 500

Description	Part No.	Stock No.	Outer Jacket Material	Back End Threads	Front End Threads
60 Degree with 5" (127 mm) Radius	WM500J-60	1650-1120	Metal	I.D. 7/16"-20UNF-2B	I.D. 7/16"-20 UNF-2B O.D. 5/8"-18 UNF-2A

Conduit Liners – For Use With Steel Welding Wires

WM150 & WM250 Series - Steel Wound

Wire Size	Length	Part No.	Stock No.
.030" - .035" (0.8 - 0.9 mm)	15 ft (5 m)	WS42-3035-15	1420-1140
.030" - .035" (0.8 - 0.9 mm)	25 ft (8 m)	WS42-3035-25	1420-1145
.040" - .045" (1.0 - 1.2 mm)	15 ft (5 m)	WS42-4045-15	1420-1141
.040" - .045" (1.0 - 1.2 mm)	25 ft (8 m)	WS42-4045-25	1420-1146

WM500 Series - Steel Wound

Wire Size	Length	Part No.	Stock No.
.035" - .045" (0.9 - 1.2 mm)	15 ft (5 m)	WS45-3545-15	1450-1104
.052" - 1/16" (1.3 - 1.6 mm)	15 ft (5 m)	WS45-116-15	1450-1114
3/32" (2.4 mm)	15 ft (5 m)	WS45H-332-15	1450-1134

WM400 Series - Steel Wound

Wire Size	Length	Part No.	Stock No.
.035" - .045" (0.9 - 1.2 mm)	15 ft (5 m)	WS44-3545-15	1440-1140
.035" - .045" (0.9 - 1.2 mm)	25 ft (8 m)	WS44-3545-25	1440-1145
.052" - 1/16" (1.3 - 1.6 mm)	15 ft (5 m)	WS44-116-15	1440-1141
.052" - 1/16" (1.3 - 1.6 mm)	25 ft (8 m)	WS44-116-25	1440-1146
5/64" (2.0 mm)	15 ft (5 m)	WS44-564-15	1440-1142
5/64" (2.0 mm)	25 ft (8 m)	WS44-564-25	1440-1147



Conduit Liners - For Use With Aluminum Welding Wires

WM150 & WM250 Series - Teflon

Wire Size	Length	Part No.	Stock No.
.030" - .035" (0.8 - 0.9 mm)	15 ft (5 m)	WS42N-3545-15	1420-1142

WM400 Series - Nylon

Wire Size	Length	Part No.	Stock No.
.030" - 3/64" (0.8 - 1.2 mm)	15 ft (5 m)	WS44N-3545-15	1440-1135
1/16" (1.6 mm)	15 ft (5 m)	WS44N-116-15	1440-1136

Electrode Holders



WS532



WS732

WeldSkill® Electrode Holders

Amperage	Body Alloy	Electrode	Cable	Length	Part No.	Stock No.
200	Brass Alloy	5/32" (4.0 mm)	2/0 (67.4 mm)	8-1/4" (209 mm)	WS532	9110-1180
250	Brass Alloy	3/16" (5.0 mm)	2/0 (67.4 mm)	9-1/4" (235 mm)	WS316	9110-1181
300	Brass Alloy	7/32" (5.5 mm)	2/0 (67.4 mm)	10" (253 mm)	WS732	9110-1182
350	Copper Alloy	1/4" (6.4 mm)	4/0 (107 mm)	11" (279 mm)	WS350E	9110-1118
400	Copper Alloy	1/4" (6.4 mm)	4/0 (107 mm)	12" (305 mm)	WS400E	9110-1119



WHT-400

WeldSkill "Hold-Tite" Electrode Holder

Amperage	Body Alloy	Electrode	Cable	Length	Part No.	Stock No.
400	--	1/4" (6.4 mm)	3/0 (85 mm)	--	WHT-400	9120-1010

Ground Clamps



WS300GC

Copper Ground Clamps

Amperage	Jaw Opening	Jaw Depth	Cable	Length	Part No.	Stock No.
200	1" (24 mm)	2-1/2" (63 mm)	Through 1/0	6" (152 mm)	WS200GC	9205-1215
300	1-1/2" (38 mm)	3-1/2" (88 mm)	Through 2/0	8-1/4" (209 mm)	WS300GC	9205-1216
500	2" (50 mm)	4-7/8" (123 mm)	Through 3/0	10" (253 mm)	WS500GC	9205-1217



WS300SGC

Steel Ground Clamps

Amperage	Jaw Opening	Jaw Depth	Cable	Length	Part No.	Stock No.
180	1-3/4" (44 mm)	2" (50 mm)	Through 1/0	6-1/2" (165 mm)	WS180SGC	9205-1245
300	2" (50 mm)	2-1/2" (63 mm)	Through 3/0	7-3/4" (196 mm)	WS300SGC	9205-1246
500	2-1/4" (50 mm)	3" (76 mm)	Through 4/0	9-1/2" (241 mm)	WS500SGC	9205-1247

Cable Connectors



4-WPC

Positive-CAM Mechanical Cable Connectors

Description	Cable	Std Pkg	Part No.	Stock No.
Complete Set of Connectors	4, 2, 1	1	1-WPC	9425-1125
Connector Male Half Only	4, 2, 1	2	1-WPC-P	9425-1126
Connector Female Half Only	4, 2, 1	2	1-WPC-R	9425-1127
Complete Set of Connectors	1/0, 2/0, 3/0	1	2-WPC	9425-1225
Connector Male Half Only	1/0, 2/0, 3/0	2	2-WPC-P	9425-1226
Connector Female Half Only	1/0, 2/0, 3/0	2	2-WPC-R	9425-1227
Complete Set of Connectors	3/0 or 4/0	1	4-WPC	9425-1425
Connector Male Half Only	3/0 or 4/0	2	4-WPC-P	9425-1246
Connector Female Half Only	3/0 or 4/0	2	4-WPC-R	9425-1247



WDC-75

Dinse Style Mechanical Cable Connectors

Description	Cable	Std Pkg	Part No.	Stock No.
Complete Set of Connectors	4, 2, 1	1	WDC-25	9425-1445
Connector Male Half Only	4, 2, 1	2	WDC-25-P	9425-1446
Connector Female Half Only	4, 2, 1	2	WDC-25-R	9425-1447
Complete Set of Connectors	1/0, 2/0, 3/0	1	WDC-50	9425-1430
Connector Male Half Only	1/0, 2/0, 3/0	2	WDC-50-P	9425-1431
Connector Female Half Only	1/0, 2/0, 3/0	2	WDC-50-R	9425-1432

Miscellaneous Connectors

Description	Part No.	Stock No.
50 mm Dinse Male to Tweco #2 & #4 Positive Cam Connectors	2MDC-CK	9425-1240




WS-120H

Hammer-on Cable Lugs

Amperage	Cable	Stud Hole Size	I.D. Cable Socket	Std Pkg	Part No.	Stock No.
250	3/0 through 4/0	17/32" (13.5 mm)	.660" (16.8 mm)	5	WS-3040H	9520-1128
225	1 through 2/0	17/32" (13.5 mm)	.559" (14.2 mm)	5	WS-120H	9520-1127



Warranty Information

 WARRANTY PERIOD	3 YRS.	2 YRS.	1 YR.	90 DAY
ESAB FILLER METALS				
ESAB filler metals are guaranteed from defects in material or workmanship and will conform with ESAB's published product specifications for 12 months after the date of shipment, provided that the products are stored and maintained in accordance to ESAB's Storage Guidelines (Document GEN-27116/NA/EN/03-14-18). This warranty does not cover defects derived from the filler metal selection or from the welding operations, which are the sole responsibility of the purchaser and may have an effect in the product's performance. In case of warranty breach, ESAB will have the right to exchange, or accept the return by the Purchaser of existing inventory and issue credit at the price paid by the Purchaser, plus any shipping costs incurred by the purchaser in connection with the purchase of such Product after ESAB has had the opportunity to analyze the claim. No products may be returned to ESAB without ESAB's written authorization.				
ESAB WELDING EQUIPMENT				
ESAB MIG Welding (GMAW) Equipment				
Power Sources & Wire Feeders – Manual & Semi-Automatic	✓			
Automatic & Robotic GMAW Controls, etc.	✓			
GMAW Torches*				✓
ESAB Submerged Arc Welding (SAW) Equipment				
LAF / TAF series Power Sources	✓			
Multitrac, Mastertrac, MiniMaster, ArcMaster, G Master, Tandem	✓			
Controls & Accessories – Flux Recovery System, Joint Tracking and Positioning System, etc.			✓	
ESAB TIG Welding (GTAW) & Stick Welding (SMAW) Equipment				
Power Sources	✓			
GTAW Torches*, Heliarc Outfits				✓
Optional Kits for ESAB Power Sources and Wire Feeders				
Digital Meters, Pulse Kit, Post/Pre Flow, etc.			✓ ¹	
ESAB Remote Controls and Mechanized Controls				
Foot Controls, Hand Controls, Pendants, Arc Starters, UEC-8 Control, J-Governor Control, etc.				✓
ESAB WELDING EQUIPMENT				
ESAB Plasma Equipment				
Power Sources (other than HP 125)	✓			
Automatic Plasma Controls – Flow Control, Plumbing Boxes, etc.	✓			
Plasma Torches*			✓	
ESAB Automation Products				
Miggytrac Tractors			✓	
Orbital Tig – Power sources, controls, accessories and heads			✓	
Applied Automation (CaB, Gantrac, and Walltrac systems)			✓	
Positioners and Turning Rolls			✓	
Engineering Products (FSW, Laser Hybrid, and NGW)			✓	
Miscellaneous				
Cartridge for Eye-Tech Helmets			✓	
Water Circulators			✓	
Remanufactured Equipment			✓	
Special Customer Order Equipment	✓			
ESAB AUTOMATIC CUTTING MACHINES				
SGX, Combirex, Suprarex, Numorex, Telorex Models			✓ ²	
Crossbow			✓ ³	
Replacement Parts				✓

* ESAB strongly recommends the use of original equipment replacement parts for its equipment. While the use of aftermarket parts does not automatically void ESAB's warranties for its equipment, any obligations arising from ESAB's warranty will be voided if the design, manufacture, or composition of parts or components not manufactured by ESAB are a material cause of the malfunction or poor performance of (or damage to) the equipment.

- (1) Same period as associated power sources and wire feeders.
- (2) For breakdowns or failures occurring more than 6 months after shipment the Purchaser is responsible for ESAB's labor cost or expense of repair or replacement of any components or parts thereof which ESAB's examination proves to be defective.
- (3) The Purchaser is responsible for ESAB's labor cost or expense of repair or replacement of any components or parts thereof which ESAB's examination proves to be defective.

WELDSKILL

  WARRANTY PERIOD	LIFETIME	10 YRS.	7 YRS.	3 YRS.	2 YRS.	1 YR.	90 DAY	+ LABOR
EDGE™ 2.0 Series regulators	✓							
Legacy SR Series regulators		✓						
300 series torches and handles		✓						
All "G" Series regulators			✓					
400 series torches and handles			✓					
TurboTorch®				✓				
HP&I Brass Regulators/Manifolds, Oxygen Conservers, All other Victor Medical products					✓			
Steel Cylinders, Cutting Machine Motor (i.e. VCM200)						✓		
HP&I Stainless Regulators/Manifolds (non-corrosive gas), Parts in Rental Applications						✓		
HP&I Corrosive Gas Regulators/Manifolds							✓	

VICTOR <small>AN ESAB BRAND</small>	TURBOTORCH <small>AN ESAB BRAND</small>	WARRANTY PERIOD	LIFETIME	10 YRS.	7 YRS.	3 YRS.	2 YRS.	1 YR.	90 DAY	+ LABOR
EDGE™ 2.0 Series regulators			✓							
Legacy SR Series regulators				✓						
300 series torches and handles				✓						
All "G" Series regulators					✓					
400 series torches and handles					✓					
TurboTorch®						✓				
HP&I Brass Regulators/Manifolds, Oxygen Conservers, All other Victor Medical products							✓			
Steel Cylinders, Cutting Machine Motor (i.e. VCM200)								✓		
HP&I Stainless Regulators/Manifolds (non-corrosive gas), Parts in Rental Applications								✓		
HP&I Corrosive Gas Regulators/Manifolds									✓	

THERMAL DYNAMICS <small>AN ESAB BRAND</small>	THERMAL DYNAMICS <small>AN ESAB BRAND</small>	WARRANTY PERIOD	4 YRS.	3 YRS.	2 YRS.	1 YR.	180 DAY	90 DAY	+ LABOR
Cutmaster® TRUE™ (Power Source)			✓						✓
Drag-Gun® Plus, PAK® 200						✓			✓
AirCut® 15C, CutSkill® units (Power Source), Stand Off Controls, 1Torch®, SureLok®, XTR, XT / XT-301, Maximizer® torches						✓			✓
All Other "Torch and Leads" Packages							✓		✓
Replacement Repair Parts								✓	
A40i, A60i, Cutmaster A80, Cutmaster A120 (US Power Supply)			✓						✓
A40i, A60i, Cutmaster A80, Cutmaster A120 (Non US Power Supply)				✓					✓
Ultra-Cut XT™ and Auto-Cut XT™ (Power Supplies & Components)					✓				✓ 1 yr.
XT™ / XT™-301 Torch (Excluding Consumable Parts)						✓			✓
Repair/Replacement Parts								✓	

Firepower	WARRANTY PERIOD	3 YRS.	2 YRS.	90 DAY	+ LABOR
MST 3-in-1 Machines (Power Source)			✓		
TIG Welding Machines (Power Source)			✓		
OxyFuel Outfits, Tote, Torch Kit, Regulators, Cutting Attachment, Cutting Welding Handle, Straight Cutting Torch, AirFuel Torches, Auto-Darkening Helmets				✓	
MIG Guns & TIG Torches supplied with Power Source					✓

TWECO <small>AN ESAB BRAND</small>	WARRANTY PERIOD	1 YR.	180 DAY	90 DAY	30 DAY	+ LABOR
TC and TCV Water Coolers		✓				
TSC-96 Smoke Collector: 1 year for parts, no warranty for labor		✓				
Professional MIG Guns (i.e. PulseMaster™ MIG Guns & PullMaster™, Spray Master®, Eliminator®, Supra™, Classic No. #, SEFC, etc)			✓			
All Other Products (Including Fusion™ MIG Guns, WeldSkill® MIG and Spool Guns)					✓	

TWECO <small>AN ESAB BRAND</small>	THERMAL ARC <small>AN ESAB BRAND</small>	WARRANTY PERIOD	3 YRS.	2 YRS.	1 YR.	180 DAY	90 DAY	30 DAY	+ LABOR
ArcMaster®, PowerMaster®, Ultrafeed®, Fabricator®3 in 1, Portable DC Welders 161S, 201TS & 186 AC/DC, Ultima® 150, WC-100B			✓						✓
Auto-Darkening Welding Helmet (Electronic Lens) Head Gear assembly which is 1 month				✓					
Victor® Regulator for Fabricator®3 in 1: 2 years for parts, no warranty for labor				✓					
95S, Water Recirculators: 1 year for parts and labor					✓				✓
All Plasma Welding Consoles (i.e WC-1 Controller, WF-100 Capstain Feeder, etc)					✓				✓
Plasma Welding Torch and Leads Packages						✓			✓
Gas Regulators for "Supplied with Power Sources"						✓			
Remote Controls							✓		
Replacement Repair Parts							✓		
MIG and TIG Torches (Supplied with Power Sources)								✓	
Firepower Welders: 5-2-1 years for parts, no warranty for labor									

ARCAIR <small>AN ESAB BRAND</small>	WARRANTY PERIOD	1 YR.	180 DAY	90 DAY	30 DAY	+ LABOR
Arcair® N7500		✓				
All Other Products					✓	

STOODY <small>AN ESAB BRAND</small>	WARRANTY PERIOD
Contact your Stoodly representative for warranty information on this Product.	

WARRANTY CLAIMS

For all warranty claims, Purchaser should contact ESAB with all relevant details such as ESAB part number, manufacturing date code, heat and control numbers, serial number, complete description of the difficulty encountered, length of time in service, the conditions under which the Products failed, and original purchase price paid.

**For: Welding Equipment/
Automated Cutting Systems Goods**
Phone 843-664-4416
Fax 800-446-5693

For: Filler Metal Goods
Please contact your ESAB Sales Account Manager. If you are an end user, please contact your local Authorized ESAB distributor for assistance with warranty claims.

For: Mechanized Cutting Systems
Phone 843-664-4405
Fax 843-664-5539

ESAB will determine whether to have the Products returned for inspection and repair or handled in some other manner (for example: shipping replacement Products "no charge" or issuing credit). Credit for Welding Equipment/Automated Cutting Systems may be subject to a depreciation charge based on length of time the Products were in service.

Written approval in the form of a Return Authorization form ("RA") will be issued if Purchaser is to return Products for repair or replacement. **UNDER NO CIRCUMSTANCES ARE ANY PRODUCTS TO BE RETURNED WITHOUT PRIOR WRITTEN AUTHORIZATION FROM ESAB.** A copy of the RA must accompany the return shipment of the Products to ESAB, and the Products must be received within 30 days of issuance of the RA. Any RA remaining open after 30 days will be cancelled, and the Purchaser will be billed for any "no charge" replacement Products supplied. Any Products subsequently returned against a cancelled RA will be returned to the Purchaser freight collect.

If a returned Product is determined to have failed for reasons other than defects in materials or workmanship within the scope of the warranty policy or if the applicable warranty has expired, Purchaser will be contacted for disposition. If such a Product is to be returned to Purchaser, freight charges will be borne by Purchaser, and Purchaser also will be billed for any "no charge" replacement Products supplied during the investigation of the complaint.

LIMITED WARRANTY: ESAB® warrants to the party purchasing Products directly from ESAB or from an Authorized Distributor of ESAB ("Purchaser") that those products listed in the Warranty Period section below ("Products") will be free of defects in workmanship or material for the relevant period specified in the Warranty Period section below beginning on the date that the Products are delivered to the Purchaser. If the Purchaser is buying Products from a party expressly authorized by ESAB in writing to sell ESAB Products (an "Authorized Distributor") rather than from ESAB directly then, notwithstanding the foregoing or anything to the contrary herein, in no event shall the warranty period extend more than the time stated in the Warranty Period section below plus 1 year from the date ESAB delivered the Product to the Authorized Distributor. To the extent that any Product identified herein incorporates parts and materials manufactured by ESAB and parts and materials manufactured by third parties, ESAB makes the warranties set forth in this Limited Warranty section only with respect to the parts and materials of the Products manufactured by ESAB. ESAB's warranty on any products that are not manufactured by ESAB and any parts and materials incorporated into Products that are not manufactured by ESAB is limited to extending to Purchaser any warranty offered by the original manufacturer with respect to that product, part or material to the extent that the warranty is assignable. Should any failure to conform to this warranty appear within the time period applicable to the ESAB Products as stated in the Warranty Period section below, ESAB shall correct such defects by suitable repair or replacement, at ESAB's sole option, of any components or parts of the Product determined by ESAB to be defective upon notification thereof and substantiation that the Product has been stored, installed, operated, and maintained in accordance with ESAB's specifications, instructions, recommendations and recognized standard industry practice, and not subject to abuse, misuse, neglect, alteration, accident, improper care and/or maintenance including lack of lubrication and protection from the elements and use of non-ESAB genuine parts (including consumables) that are a material cause of the Product defect. Such repair or replacement shall be performed by ESAB at no cost or expense to the Purchaser other than travel and accommodation costs and expenses for the ESAB Service Engineer should in-plant service be necessary.

EXCEPT AS SPECIFIED IN THIS LIMITED WARRANTY SECTION, ESAB HEREBY EXPRESSLY DISCLAIMS ANY AND ALL REPRESENTATIONS AND WARRANTIES, WHETHER WRITTEN OR ORAL, WHETHER EXPRESS OR IMPLIED, WHETHER ARISING BY CONTRACT, AT LAW, INEQUITY, BY STRICT LIABILITY OR OTHERWISE, WITH RESPECT TO THE PRODUCTS, INCLUDING, BUT NOT LIMITED TO, ANY WARRANTY OF MERCHANTABILITY, ANY WARRANTY OF FITNESS FOR A PARTICULAR PURPOSE, ANY WARRANTY AGAINST REDHIBITORY DEFECTS, AND ANY WARRANTY AGAINST PATENT, COPYRIGHT, TRADEMARK, TRADE NAME, TRADE SECRET INFRINGEMENT AND ANY OTHER TYPE OF INTELLECTUAL PROPERTY RIGHT INFRINGEMENT UNDER THE LAWS OF ANY NATION, INCLUDING, WITHOUT LIMITATION, THE LAWS OF THE U.S. THIS WARRANTY BECOMES INVALID IF REPLACEMENT PARTS, COMPONENTS OR ACCESSORIES NOT MANUFACTURED BY ESAB ARE USED WHICH MAY IMPAIR THE SAFETY OR PERFORMANCE OF ANY ESAB PRODUCT OR ARE A MATERIAL CAUSE OF THE MALFUNCTION OR POOR PERFORMANCE (OR DAMAGE TO) THE EQUIPMENT. THIS WARRANTY IS INVALID IF THE PRODUCT IS SOLD BY ANY PARTY OTHER THAN ESAB OR AN AUTHORIZED DISTRIBUTOR.

EXCEPTIONS TO LIMITED WARRANTY: Notwithstanding the foregoing or anything to the contrary herein, the warranty described in the Limited Warranty section above shall not apply to:

1. ESAB Filler Metals Products whose defect is derived from the filler metal selection or from the welding operations, which are the sole responsibility of the Purchaser and may have an effect on the Product's performance;
2. ESAB Automatic Cutting Machine Products or components thereof that have been subject to misuse or accident, or improper installation, maintenance or application nor to any parts which are subject to normal wear or deterioration

such as lenses, fuses, lamps, scrapers, electrodes, shunts, pump impellers, pump casings for waterjet, cutting nozzle and other consumable type Products;

3. Routine mechanical, electrical and electronic adjustments made to ESAB Automatic Cutting Machine Products or components thereof such as are described and explained in the instruction manuals furnished with the Products (such adjustments are the responsibility of the Purchaser);
4. Electrical or electronic parts of ESAB Automatic Cutting Machine Products damaged by improper voltage supplies, improper electrical connections to the equipment or improper grounding techniques.

For ESAB Automatic Cutting Machine Products only:

1. Freight charges after the installation period or 30 days from the shipment date of the ESAB Automatic Cutting Machine Products, whichever comes first, for parts replaced under warranty are the responsibility of the Purchaser; and
2. Any and all warranties on such ESAB Automatic Cutting Machine Products are automatically void if arc welding is performed on any part of the ESAB Automatic Cutting Machine Products without the express approval of an authorized ESAB representative.

For ESAB Filler Metals Products only:

1. In case of warranty breach, ESAB will have the right to exchange, or accept the return by the Purchaser of existing inventory of such defective ESAB Filler Metals Products and issue credit at the price paid by the Purchaser, plus any shipping costs incurred by the Purchaser in connection with the purchase of such ESAB Filler Metals Product after ESAB has had the opportunity to analyze the claim.

LIMITATION OF LIABILITY: ESAB's total liability to Purchaser and any third parties with respect to the Products (whether as to Products delivered or for delayed delivery or for non-delivery of Products and whether the claim is based on warranty, on contract, on negligence, on tort, on strict liability, on Products defects or otherwise), shall not exceed the amount of the purchase price of the Products with respect to which the claim is made, and ESAB is hereby released from any claim in excess of the aggregate purchase price of those Products upon which the claim is based. **IN NO EVENT SHALL ESAB BE LIABLE TO PURCHASER OR ANY THIRD PARTIES FOR ANY CIRCUMSTANTIAL, CONSEQUENTIAL, CONTINGENT, EXEMPLARY, INCIDENTAL, INDIRECT, LIQUIDATED, MATERIAL, PUNITIVE, SPECIAL, SPECULATIVE OR OTHER DAMAGES, INCLUDING, WITHOUT LIMITATION, DAMAGES FOR LOST PROFITS OR REVENUES, LOST BUSINESS OR BUSINESS INTERRUPTIONS ARISING IN ANY MANNER IN CONNECTION WITH THIS OFFER AND THE SALE, DELIVERY AND USE OF THE PRODUCTS.** Without limiting the generality of the foregoing, Purchaser assumes any and all risks and liability for the results obtained by use of the Products in combination with any other equipment or materials or in the practice of any process, whether in terms of operation costs, general effectiveness, success or failure. The remedies of the Purchaser set forth herein are exclusive.

ESAB limited warranty shall not apply to: Consumable Parts for MIG, TIG, Plasma welding, Plasma cutting and Oxyfuel torches, O-rings, fuses, filters or other parts that fail due to normal wear.

- * Warranty repairs or replacement claims under this limited warranty must be submitted by an authorized ESAB repair facility within thirty (30) days of the repair.
- * No employee, agent, or representative of ESAB is authorized to change this warranty in any way or grant any other warranty, and ESAB shall not be bound by any such attempt. Correction of non-conformities, in the manner and time provided herein, constitutes fulfillment of ESAB's obligations to purchaser with respect to the Product.
- * This warranty is void, and seller bears no liability hereunder, if purchaser used replacement parts or accessories which, in ESAB's sole judgment, impaired the safety or performance of any ESAB Product. Purchaser's rights under this warranty are void if the Product is sold to purchaser by unauthorized persons.

The Americas

Denton, TX USA**U.S. Customer Care**

Ph: 1-800-426-1888 (tollfree)

Fax: 1-800-535-0557 (tollfree)

International Customer Care

Ph: 1-940-381-1212

Fax: 1-940-483-8178

Miami, FL USA**Sales Office, Latin America**

Ph: 1-954-727-8371

Fax: 1-954-727-8376

Customer Care

Ph: 1-905-827-4515

Fax: 1-800-588-1714 (tollfree)

Oakville, Ontario, Canada

Europe

Chorley, United Kingdom**Customer Care**

Ph: +44 1257-261755

Fax: +44 1257-224800

Milan, Italy**Customer Care**

Ph: +39 0236546801

Fax: +39 0236546840

Neuweied, Germany**Customer Care**

Ph: +49 (0) 2631 9999 60

Fax: +49 (0) 2631 9999 610

Asia/Pacific

Cikarang, Indonesia**Customer Care**

Ph: 6221-8990-6095

Fax: 6221-8990-6096

Rawang, Malaysia**Customer Care**

Ph: +603 6092-2988

Fax: +603 6092-1085

Melbourne, Australia**Customer Care**

Ph: 1300-654-674 (tollfree)

Ph: 61-3-9474-7400

Fax: 61-3-9474-7391

International

Ph: 61-3-9474-7508

Fax: 61-3-9474-7488

Shanghai, China**Sales Office**

Ph: +86 21-64072626

Fax: +86 21-64483032

Singapore**Sales Office**

Ph: +65 6832-8066

Fax: +65 6763-5812

Notes

Notes



ESAB / esab.com



U.S. Customer Care: 800-426-1888
Canada Customer Care: 905-827-4515
International Customer Care: 940-381-1212



64-2103 / NA / English / 03-11-19 / Note: Specifications subject to change without notice. Products may vary from those pictured.